



SPRING REPORT

ANALYSIS OF THE EU TEXTILE & CLOTHING
EXTERNAL TRADE IN 2023

2024
EDITION



THE EUROPEAN APPAREL
AND TEXTILE CONFEDERATION


40 rue Belliard - Box 2

BE-1040, Brussels

E-mail: info@euratex.eu

www.euratex.eu

Follow us on:

 Twitter: [@euratex_eu](https://twitter.com/euratex_eu)

 LinkedIn: EURATEX

Copyright: EURATEX

Pictures and design © Canva

2024 edition, published in May

EURATEX



THE EUROPEAN APPAREL
AND TEXTILE CONFEDERATION

COPYRIGHT NOTICE

Reproduction is authorised with prior permission from the author, except for commercial purposes and provided that the source (EURATEX) is acknowledged.

METHODOLOGICAL NOTES AND SOURCE

As from 2020, EURATEX decided to reshape the format, content and frequency of the annual traditional reports, formerly known as the "Bulletins".

The 4 annual issues have been merged into two reports:

- ▶ **The Spring Report**, an analysis of the EU textile & clothing external trade
- ▶ **The Autumn Report**, an economic analysis of the EU textile & clothing industry and short-term prospects

EU Data in this report refers to EU-27 (2023).

"T&C" mentioned in this report refers to products categories which are based on the Combined Nomenclature / Harmonised system: Textiles (HS chapters 50 to 60+63) and clothing (HS chapters 61+62).

Data source: IHS, based on EUROSTAT

CONTENTS

05

Foreword

09

Exports 2023

18

Imports 2023

27

Trade Balance 2023

32

Evolution of Extra and Intra-EU Trade

38

Share of Regions in EU Trade

44

Detailed Reports

Extra EU-27 trade by sub-sector
Extra EU-27 trade by main partners

FOREWORD

2023 figures, presented in this report, confirm that global trade is under pressure; both export and import figures have come down, resp. -4% and -17% in value (€). It is interesting to note that our weak export performance is mainly due to lower sales in our top-3 target markets (Switzerland, UK and US), while exports to China and Türkiye have actually increased. Imports from all main trading partners, esp. China and Bangladesh, came down considerably.

As a result, intra-EU trade has become more important than trade with third countries. Whereas this ratio was around 50/50 for many years, in 2023 intra-EU trade was 21% higher than “foreign” trade. This confirms the importance of securing a well-functioning EU Single Market, as suggested in the Letta Report[1]. European textile and clothing companies need to be able to develop their value chain within this European context, in order to compete globally.

Global competitiveness will also depend to what extent the new sustainability rules – currently being adopted in Brussels – will be implemented throughout the global textile and apparel industry. Legislation on due diligence, on ecodesign, on waste shipment, on forced labour... will require additional compliance efforts from our companies. To maintain a level playing field, we need to ensure that everybody follows these new rules, which requires more effective market surveillance, to ensure that all products - regardless of their origin – comply with our standards.

This requires effective cooperation between the surveillance authorities and the industry, as suggested in the Reach4Textiles pilot project[2].

Further cooperation is also required within the textile value chain, from the fiber makers to the brands. Euratex has repeatedly called for shared responsibility in implementing this transition towards a more sustainable and transparent textile ecosystem.

Finally, a look into the near future... On 9 June, a new European Parliament will be elected and a new European Commission will be established. In its Manifesto, EURATEX is calling to maintain a “free but fair trade policy”, with focus on negotiating balanced free trade agreements, promote nearshoring, ensure regulatory compliance by all, and trade facilitation for our export-oriented companies. This needs to be embedded in a broader EU Industrial Strategy, to safeguard our global competitiveness.

Dirk Vantyghem
Director General

[1] Enrico Letta « Much more than a Market », April 2024

[2] <https://euratex.eu/reach4textiles/>

EU TRADE HIGHLIGHTS

2023

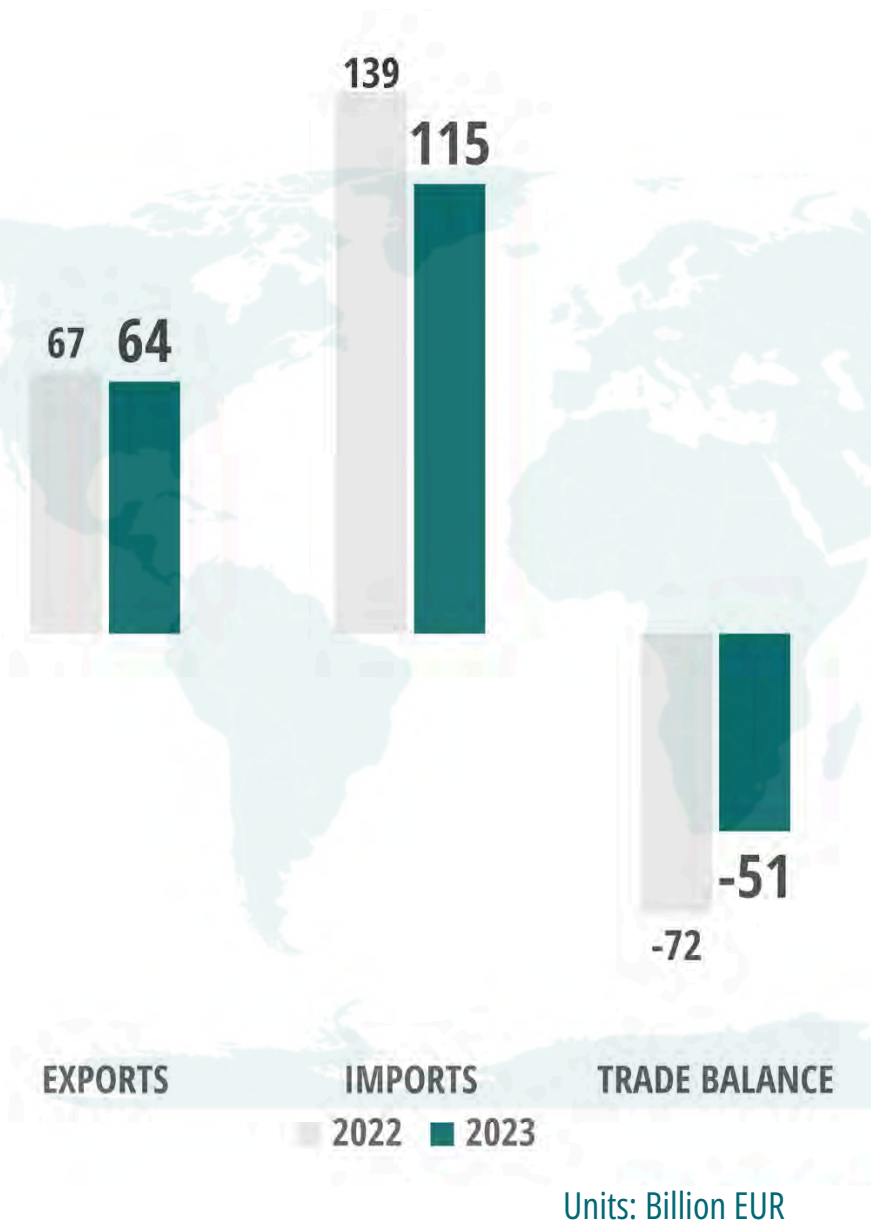
Europe
is the **world
second exporter** of
Textile & Clothing,
after China

-17%

drop of EU **imports'**
value due to weak
demand from
European markets

-4%

decrease of EU T&C
exports' value (**-11% in
volume**), as high energy
prices and inflation
continued to weigh
heavily on demand



EU TRADE HIGHLIGHTS

2023

In 2023, **world merchandise trade** fell in value and volume, after recording an expansion in 2022. Import demand in real terms was weak in 2023 in most regions, especially in Europe but also in North America and Asia. The contrast between the slowdown in merchandise trade volume and the steady growth of world real GDP is linked to inflationary pressures, which had a downward effect on consumption, particularly in major traders. The lingering effects of high energy prices and inflation weighed especially heavily on demand for trade-intensive manufactured goods.

Similarly, **EU textile and clothing total trade**, measured by the average of the € value of exports and imports, decreased 13% in 2023 to € 89.7 billion, following reduced demand from Extra-EU partners. The trade slump appeared to be broad-based, involving a large number of countries and products. Among the sectors, total trade value in textiles was down 13%, and trade in clothing articles down 12%. Furthermore, export unit prices went up in textiles and clothing products by +7.6%, while import prices decreased by -5%.

Since strong price movements tend to distort trade statistics in value terms, it makes sense to also focus on volumes when analysing trade developments. EU total trade was also down in volumes (-12%), in particular in the clothing segment, following lower consumer confidence and weaker demand.

EU exports and imports trade evolution in 2023, compared to 2022:

	EU Exports		EU Imports		Total Trade*
	Textiles	Clothing	Textiles	Clothing	T&C
In € (value)	-4.2%	-3.4%	-19.4%	-16.0%	-13%
In tons (volume)	-8.2%	-28.7%	-10.7%	-15.7%	-12%

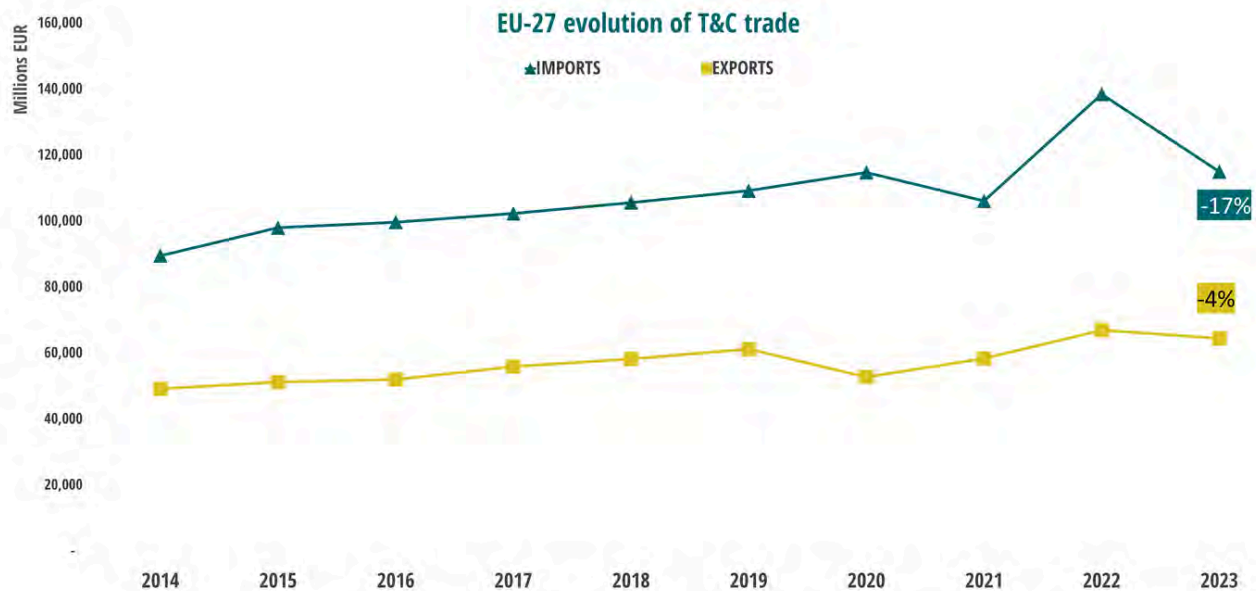
* Total trade : measured by the average of exports and imports

Total trade values in 2023 were still 9% above 2021 levels and even 5% above the pre-Covid year, showing some resilience despite the presence of several major economic shocks. In 2024 and 2025, inflation is expected to gradually abate, allowing real incomes to grow again in advanced economies, boosting consumption of manufactured goods. According to the World Trade Organization, a recovery of demand for tradable goods in 2024 is already evident. This is related to an increase in household consumption linked to improved income prospects.

EXTRA EU-27 YEARLY EVOLUTION OF T&C TRADE, IN VALUE

EU-27 yearly evolution of T&C trade

New EU27 Extra	IMPORTS			EXPORTS			TRADE BALANCE		
Unit : €	TEXTILE	CLOTHING	TOTAL	TEXTILE	CLOTHING	TOTAL	TEXTILE	CLOTHING	TOTAL
Year									
2014	25,119,136,144	64,404,727,951	89,523,864,095	22,805,132,501	26,369,948,453	49,175,080,954	-2,314,003,642	-38,034,779,499	-40,348,783,141
2015	26,998,391,273	71,014,453,063	98,012,844,336	23,555,932,954	27,669,973,268	51,225,906,220	-3,442,458,315	-43,344,479,797	-46,786,938,112
2016	27,499,776,408	72,176,564,542	99,676,340,950	23,600,309,381	28,422,005,538	52,022,314,919	-3,899,467,027	-43,754,559,004	-47,654,026,031
2017	28,397,721,428	73,948,105,036	102,345,826,464	24,628,661,909	31,282,746,901	55,911,408,810	-3,769,059,517	-42,665,358,135	-46,434,417,652
2018	29,021,001,826	76,803,121,382	105,824,123,208	25,210,063,202	33,023,877,043	58,233,940,245	-3,810,938,625	-43,579,244,340	-47,390,182,965
2019	29,302,530,082	79,925,054,699	109,227,584,781	25,621,500,299	35,596,820,995	61,218,321,294	-3,681,029,781	-44,328,233,705	-48,009,263,486
2020	46,277,962,579	68,484,867,566	114,762,830,145	22,367,693,146	30,399,188,332	52,766,881,478	-23,910,269,435	-38,085,679,234	-61,995,948,669
2021	33,868,446,645	72,231,740,636	106,100,187,281	25,319,074,632	33,048,162,300	58,367,236,932	-8,549,372,011	-39,183,578,335	-47,732,950,346
2022	39,275,532,217	99,253,446,237	138,528,978,454	28,352,648,687	38,624,080,395	66,976,729,082	-10,892,202,123	-60,629,365,540	-71,521,567,663
2023	31,649,094,364	83,347,754,451	114,996,848,815	27,151,193,808	37,326,620,093	64,477,813,901	-4,499,933,410	-46,010,553,849	-50,510,487,259





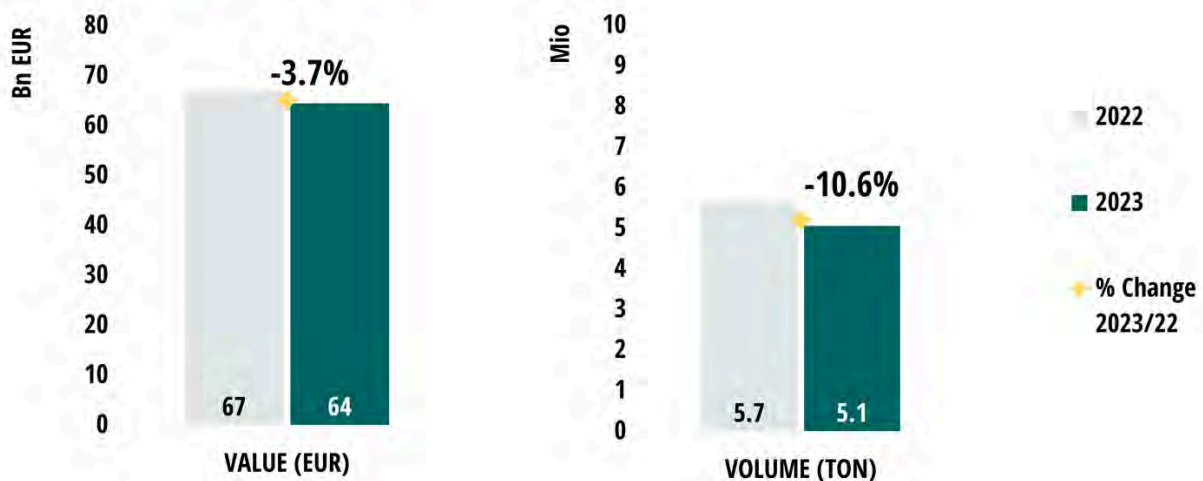
EXPORTS 2023

TEXTILE AND CLOTHING

EXPORTS IN 2023

Textile & clothing exports reached €64 Billion in 2023, with textiles representing 42% of total exports and clothing products 58%. Weak external demand and companies' high production costs reduced exports in Europe. Extra-EU exports went down by -3.7% in value and by -11% in volume, resulting in a 8% average prices' increase of exported products. Under the inflationary environment, the prices of textile and clothing articles increased in all categories with the exception of silk and the made-up textiles' segment.

T&C exports, 2023

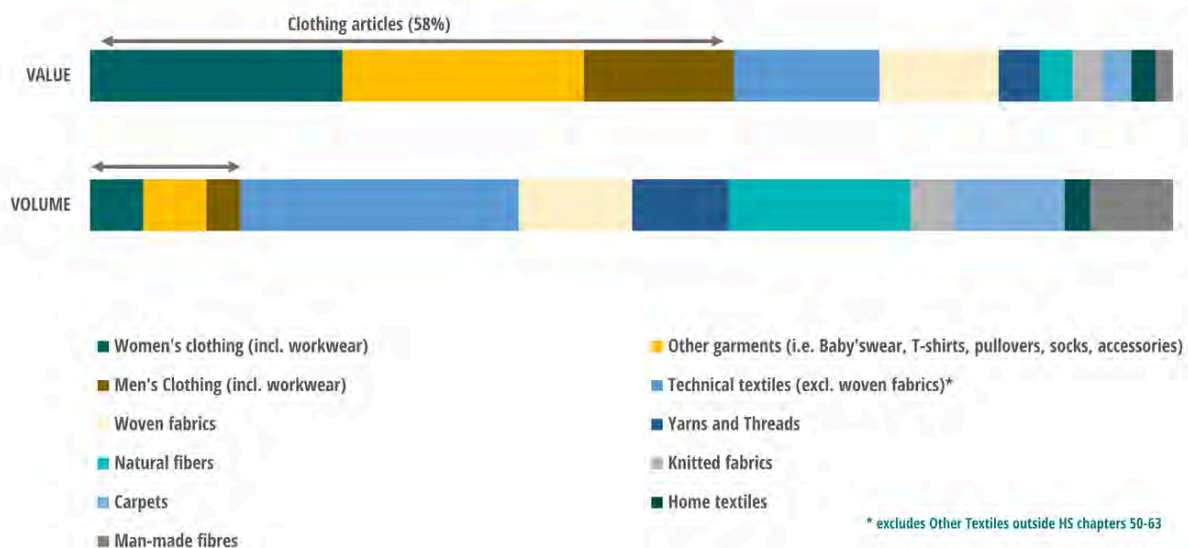


TEXTILE AND CLOTHING

EXPORTS IN 2023

Looking at the **product breakdown** within the sector, exports' shares showed different trading patterns in value and in volume. Despite representing only 9% of total exports expressed in tonnes, the clothing products accounted for 58% of total values shipped worldwide (against 48% in 2010), thanks to the very high average price of EU products. European companies maintained their strong market position in high-end products, a trend that was initiated just after the 2008-2009 financial crisis.

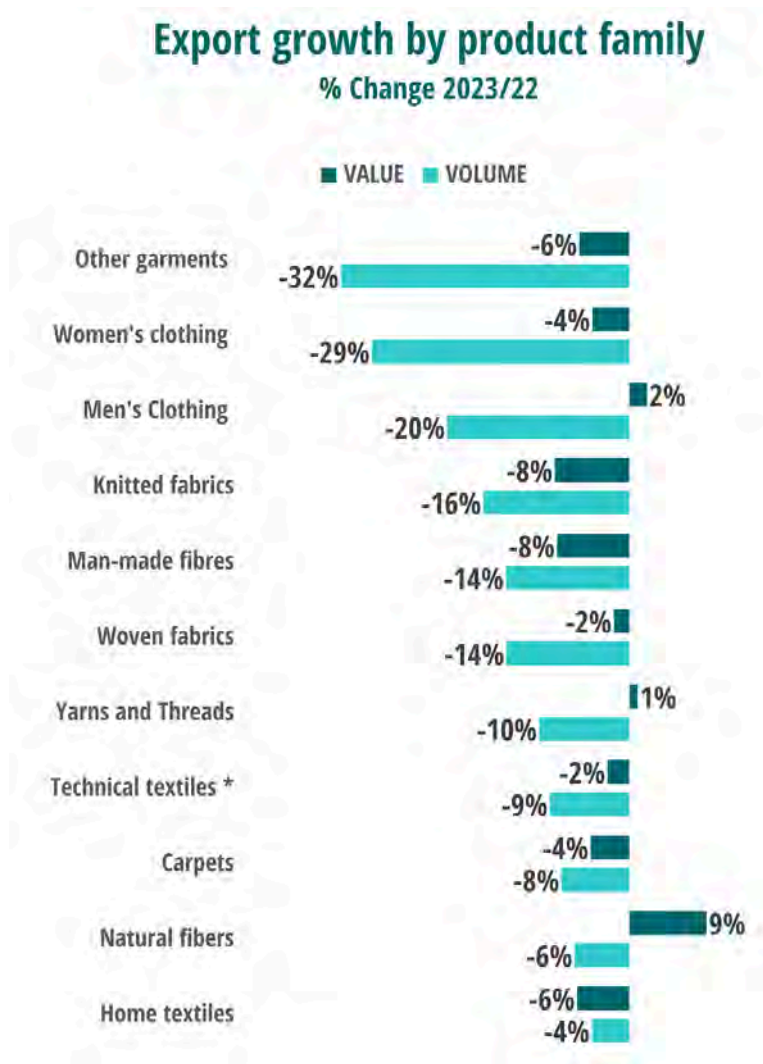
Exports by product family, 2023



TEXTILE AND CLOTHING

EXPORTS IN 2023

As shown in the graph below, most segments of the industry recorded a decrease in their exports in value, with the exception of natural fibers, yarns & threads and men's clothing. Similarly, data in volume showed bad performances of EU exporters in all textile categories, and in particular in the clothing segment.



* excludes Other Textiles outside HS chapters 50-63

TEXTILE AND CLOTHING

EXPORTS IN 2023

During the 2023 year, the bad performances of EU exports to third markets, in value, were due to a steep decrease in the EU top-3 customers. The exports' drop recorded in Switzerland, the UK and the US represented more than 65% of total losses. On the other side, EU sales of textile & clothing largely improved in China and Türkiye, and were relatively stable in other Extra-EU markets.



TEXTILES EXPORTS

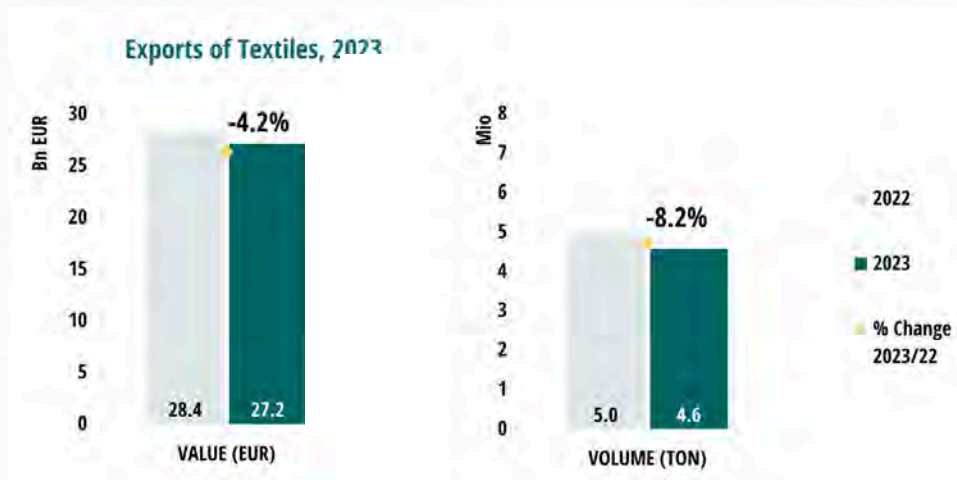
The decrease in EU exports of textiles was larger in volume than in value, reflecting a 4.2% increase in unit prices. In 2023, exports reached almost €27 billion and 4.6 million tonnes respectively:

€ 27 billion

Value in 2023

4.6 Mio Ton

Volume in 2023



The United Kingdom, the United States and China were the main customers of EU textiles, with a market share of 30% of total exports. With another sustained growth in value, China is now ranking 3rd after the US. Textiles' exports went down in 2023, following a decrease on some EU top markets: the United States (-7.6%), the United Kingdom (-6.3%), Türkiye (-11%), Switzerland (-2.1%), Tunisia (-0.8%), Ukraine (-8.4%) and Norway (-5.3%).

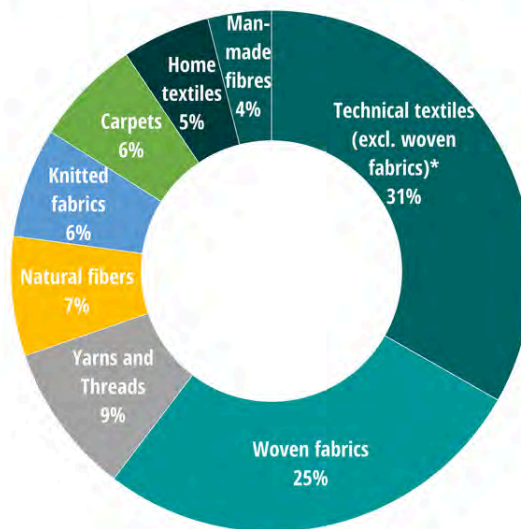


TEXTILES

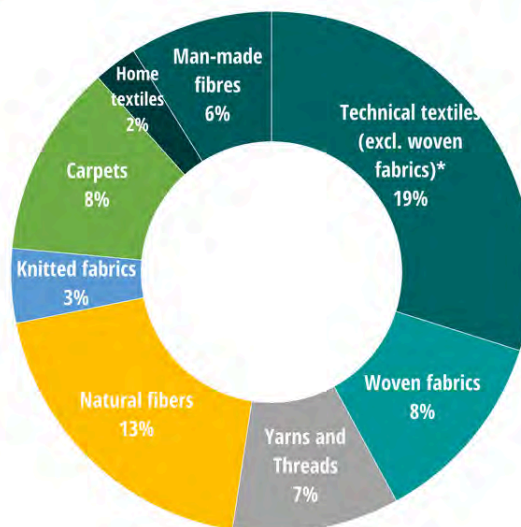
EXPORTS

Technical textiles were the main exported products from EU-27, reaching 31% of total textiles' exports (€8.5 billion and almost 1 million tonnes). **Woven fabrics** were the second most important products in terms of value share, representing 25% of total exports (€7 billion).

% share in total textiles' exports (based on values), 2023



% share in total textiles' exports (based on volumes), 2023



* excludes Other Textiles outside HS chapters 50-63

CLOTHING EXPORTS

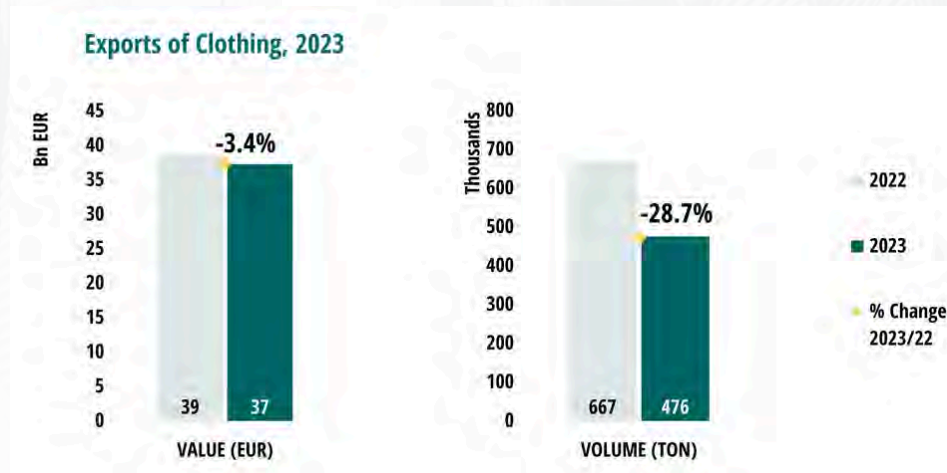
The increase in energy costs in 2022 put European producers at a competitive disadvantage on international markets. Energy prices decreased in 2023, but stabilised at a higher level than before 2020, and the gap in energy prices compared to international peers, in particular to the US, has increased. Following high energy costs and weak demand, EU exports of clothing articles have shown disappointing trends over the last year. As displayed in the graph below, clothing exports from EU Member States contracted by 3.4% in value, and 29% in volume:

€ 37 billion

Value in 2023

476 K Ton

Volume in 2023



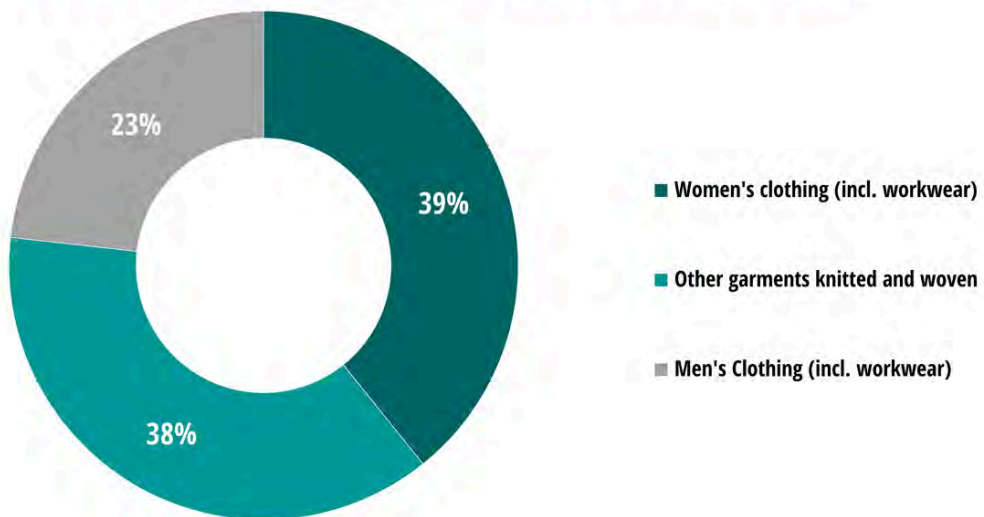
This decline in the 2023 exports was mainly attributable to the negative evolution in EU's top-3 customers: Switzerland (-7.8%), the United Kingdom (-4.7%) and the United States (-7.9%). The EU top-3 customers (the UK, Switzerland and the US) still accounted for 43% of the total EU-27 customers in 2023. By contrast, EU exports to other markets have shown healthy growth over the period: China (+5.1%), South Korea (+2.1%), Hong Kong (+16.5%), Japan (+6.7%), and Türkiye (+30%).



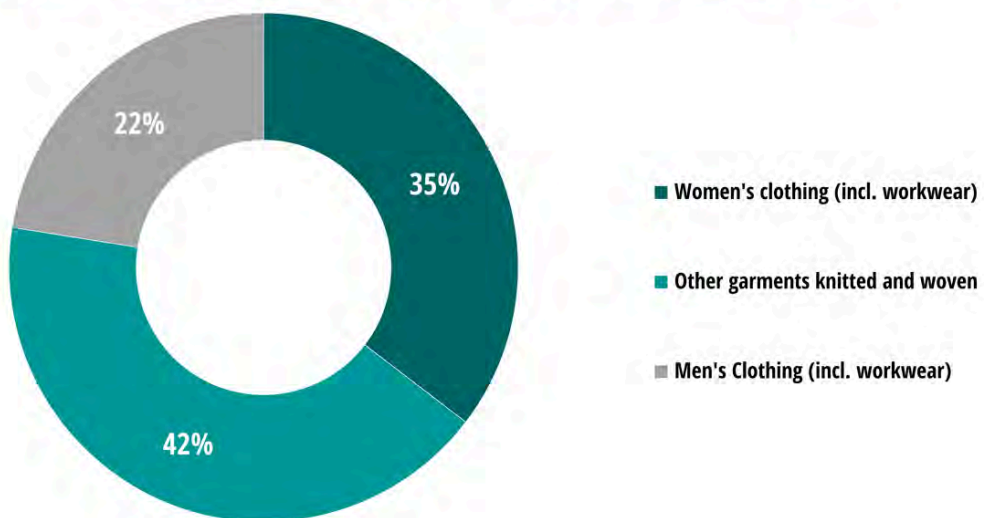
CLOTHING EXPORTS

With an export market share of respectively 39% and 38% (in value), women's clothing as well as other garments (including babies' garment, T-shirts, hosiery and clothing accessories) were the main product classes exported by the EU. This represents a moderate decrease in value (-1 percentage points) and in volume (-3 points), while men's clothing market shares increased as compared with 2022.

% share in total clothing's exports (based on values), 2023



% share in total clothing's exports (based on volumes), 2023



A vertical strip on the left side of the page shows a close-up of several layers of fabric. From top to bottom, the colors are white, light blue, and off-white. Each layer has a visible woven texture. A single brown button is visible on each fabric layer, positioned towards the right edge of the strip.

IMPORTS 2023

TEXTILE AND CLOTHING

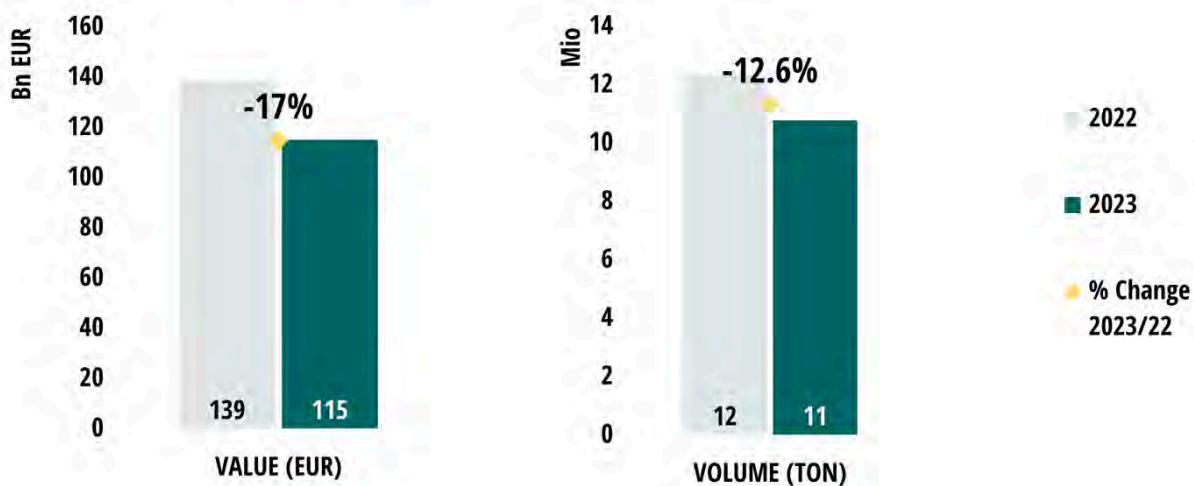
IMPORTS IN 2023

A weak demand in 2023 translated into a **drop in EU imports from non-EU countries**. The EU-27 imports dropped by 17% in value (€ -23.5 billion as compared with the previous year) and contracted by almost 13% in volume, translating into a 5% decrease in the import unit prices as compared with 2022. This decrease was driven by a slump in imports from EU main supplying countries, including China and Bangladesh. Last year, the EU was sourcing almost half of clothing articles from these two countries.

The T&C imports' shares in value and volume diverge:

- ▶ Textile products represented only 28% of total imports in value, against 64% in volume;
- ▶ while **clothing** accounted for 72% of total imports in value, against 36% in volume.

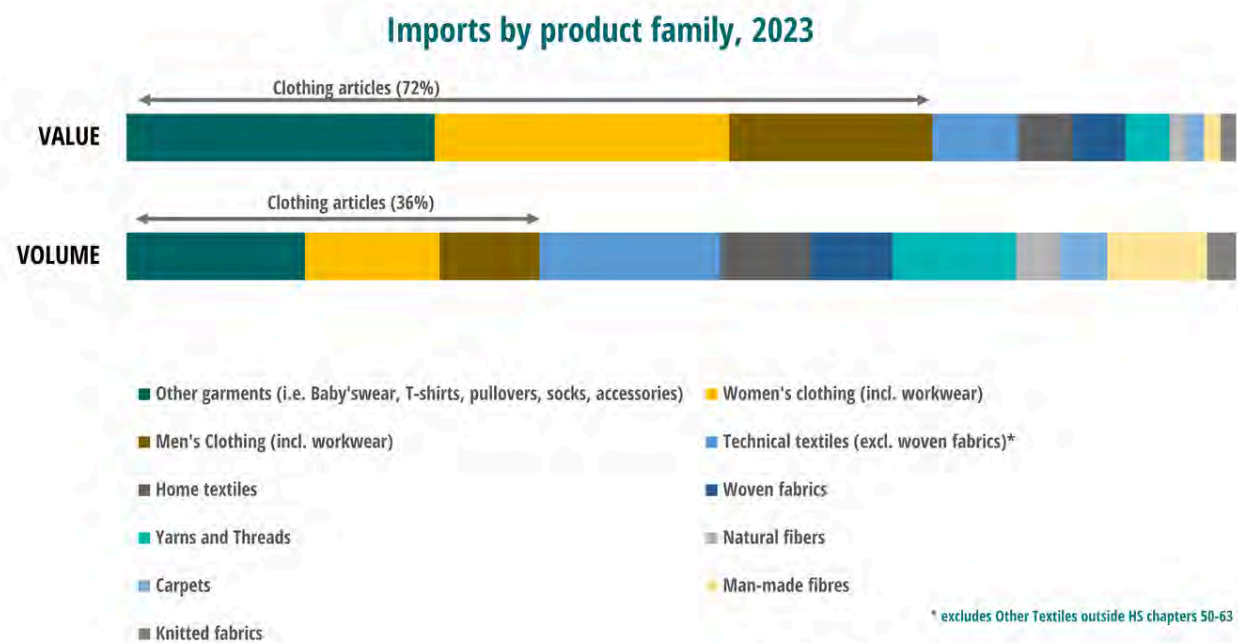
T&C imports, 2023



TEXTILE AND CLOTHING

IMPORTS IN 2023

Similarly, imports' shares showed different patterns in value and in volume when looking at the more specific product breakdown. Women's clothing (26% in value | 12% in volume) and other garments knitted and woven (28% in value | 16% in volume) represented the main segments, both in value and volume, while other main segments were men's clothing (18% in value | 9% in volume) and technical textiles (8% in value | 16% in volume):



TEXTILE AND CLOTHING

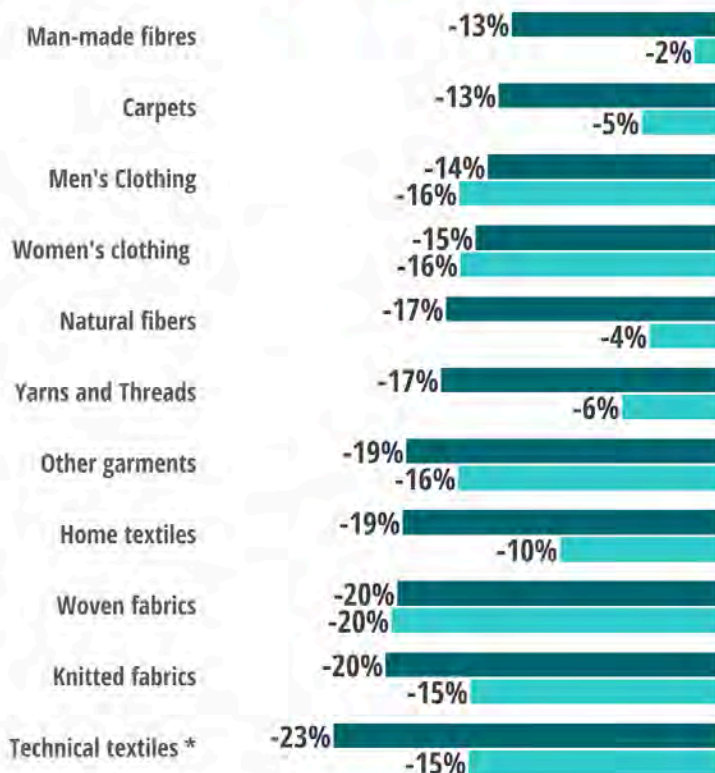
IMPORTS IN 2023

Technical textiles recorded the sharpest contraction in value among textile and clothing imported products in 2023 (almost -23%), followed by woven and knitted fabrics (-20%), home textiles (-19%), yarns and natural fibers (-17%), men's and women's clothing (between -14% and -15%). Similarly, man-made fibres and carpets recorded large declines during the year (-13%). EU imports in volumes were also down with technical textiles, fabrics and clothing recording the deepest drops (between -15% and -20%).

Import growth by product family

% Change 2023/22

■ VALUE ■ VOLUME



* excludes Other Textiles outside HS chapters 50-63

TEXTILE AND CLOTHING

IMPORTS IN 2023

Imports from most EU top suppliers recorded negative trends in value. Imports from EU top supplier, China, slumped by 23%, corresponding to -€10 billion. Furthermore, imports from Bangladesh dropped by 21% over the period under review. Despite these trends, almost half of textiles & clothing imported by the EU were still coming from these two supplier countries. By contrast, textile and clothing imports from the United Kingdom and Tunisia increased by respectively +9.1% and +2.9%.



TEXTILES IMPORTS

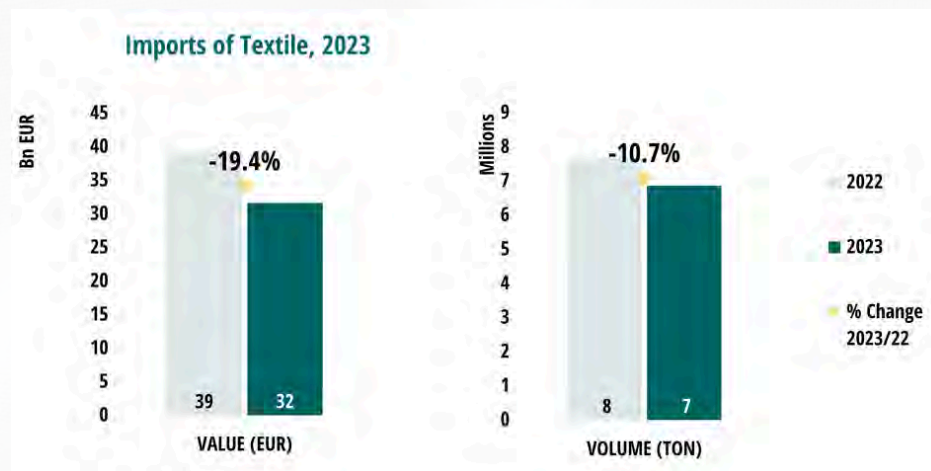
€ 32 billion

Value in 2023

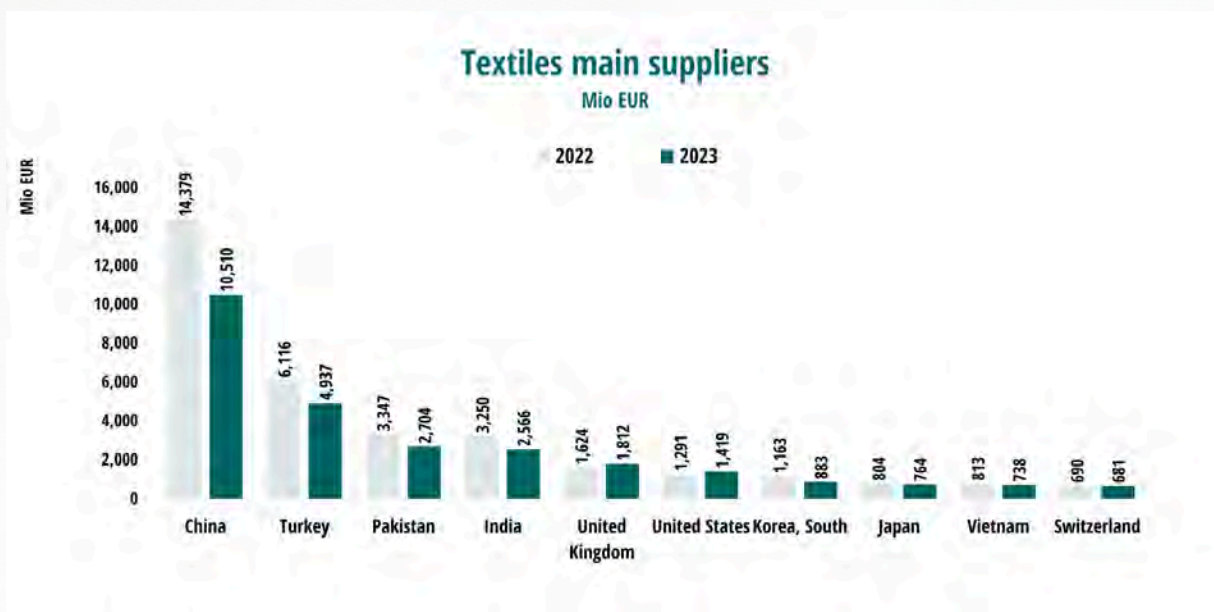
7 Mio Ton

Volume in 2023

Contrary to the previous year, textile imports from Extra-EU countries dropped both, in value and in volume, as compared with 2022 (-19%, and -11% respectively), achieving €32 billion and 7 million tons in 2023:



Textile imports, in value, showed a downward trend across most EU-top partners: China, the EU first supplier with a market share of 33%, recorded a 27% decrease in 2023 (after climbing by 9% the previous year). Similarly, imports from other main suppliers fell sharply: Türkiye (-19.3%), Pakistan (-19.2%), India (-21%), South Korea (-24%), Vietnam (-9.2%), Japan (-4.9%) and Switzerland (-1.4%). On the other side, EU imports from the United Kingdom and the United States went further up, by 11.6% and 10% respectively.

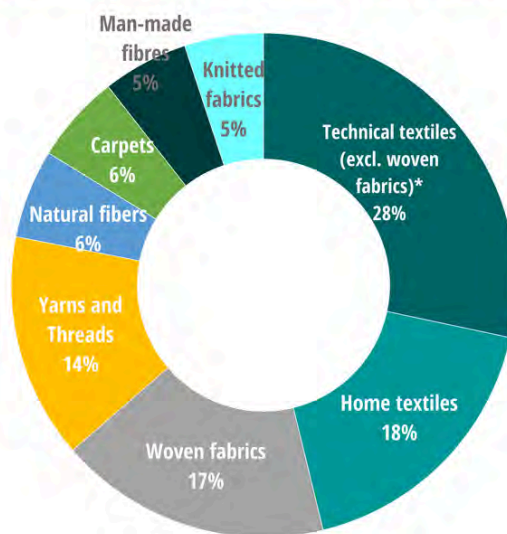


TEXTILES

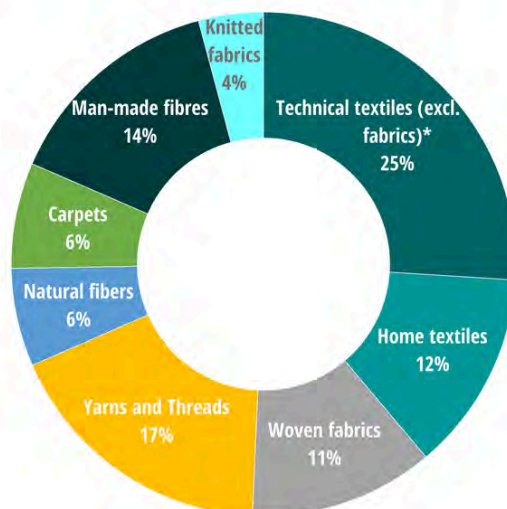
IMPORTS

Despite a 23% fall, technical textiles was still the main product category imported by the EU27, with almost €9 billion bought in 2023. This segment represented 28% in value of total textiles' imports, against 35% in 2021 and 61% in 2020. Woven fabrics and home textiles' imports accounted for a less sizeable share of total imports (amounting to respectively €5.4 and €5.6 billion), followed by yarns and threads (€4.5 billion):

% share in total textiles' imports (based on values), 2023



% share in total textiles' imports (based on volumes), 2023



* excludes Other Textiles outside HS chapters 50-63

CLOTHING IMPORTS

After the sharp increases recorded in the previous years, clothing imports in value went substantially down, reaching €83 billion (against almost €100 billion the previous year). Imports from non-EU countries fell by 16% in 2023, but were still 15% higher than the 2021 levels. Similarly, EU imports registered a 16% decrease in volumes, reaching over 3,900 k tons. As a result, the clothing market share in total T&C imports reached 72% in value and 36% in volume.

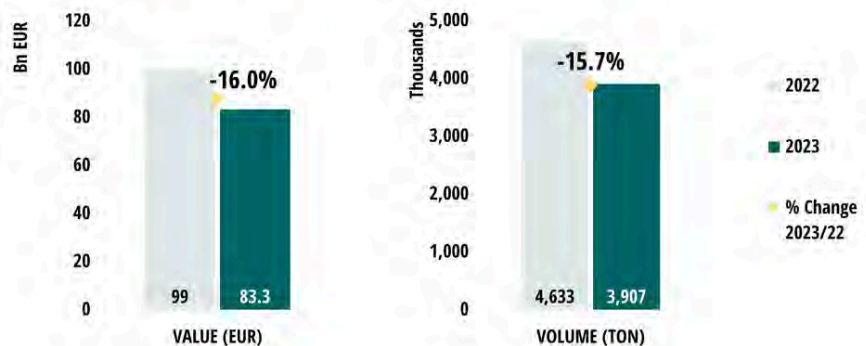
€ 83 billion

Value in 2023

3.9 Mio Ton

Volume in 2023

Imports of Clothing, 2023



The substantial drop in import values were mainly the result of reduced imports from EU's main suppliers. China, Bangladesh and Türkiye represented more than 60% of EU27 clothing' imports in 2023. Due to their large market share, the EU import decline from these 3 suppliers (-20% on average) translated into a €-12.2 billion decrease in clothing articles. Bangladesh's market share reached 21% today, the 1st decrease since 2008, as it was increasing by an average of 1% point annually, from approximately 7% in 2008. This supplier exported €17.4 billion to the EU in 2023, which represents a 20.5% reduction compared to 2022. Similarly, imports from other EU top suppliers contracted significantly over the period: India (-12.9%), Vietnam (-14.4%), Pakistan -18.1%), Cambodia (-13%), Myanmar (-21.6%), and Morocco (-14%). Tunisia was the only country recording an increase in imports, among the EU's top-10 suppliers (+3.5%).

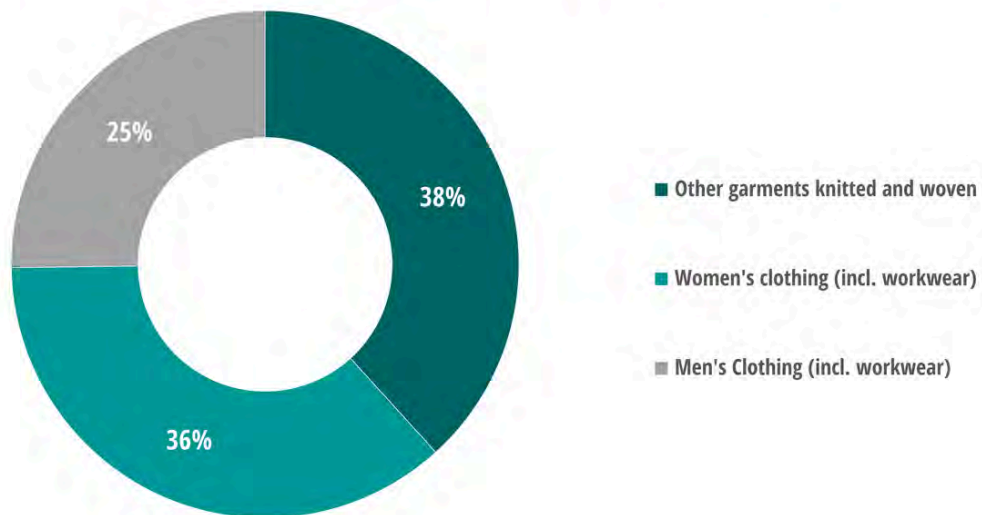
Clothing main suppliers



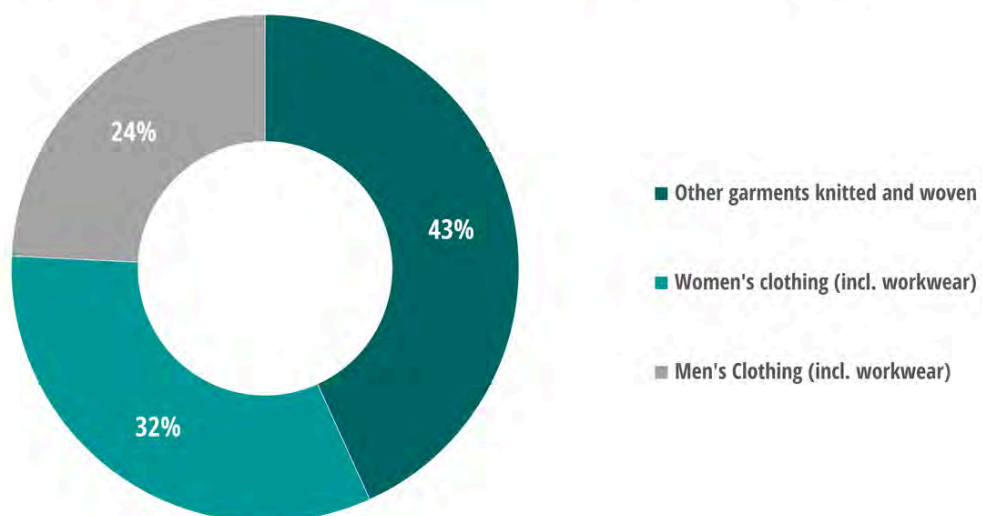
CLOTHING IMPORTS

With an import market share of 38% in value, “other garments” (including babies’ garment, T-shirts, pullovers, special garments, hosiery and clothing accessories) was the main product category imported by the EU. This was mainly due to a substantial amount of EU imports of t-shirts, jerseys, pullovers and cardigans, which accounted for 23% of total clothing imports. Today, more than half of these articles are sourced in China and Bangladesh. Women's clothing was also an important class, representing a market share of 36% of EU27 clothing imports in value and 32% in volume. Men's clothing represented 25% of total clothing imports in value and 24% in volume.

% share in total clothing' imports (based on values), 2023



% share in total clothing' imports (based on volumes), 2023



TRADE BALANCE 2023

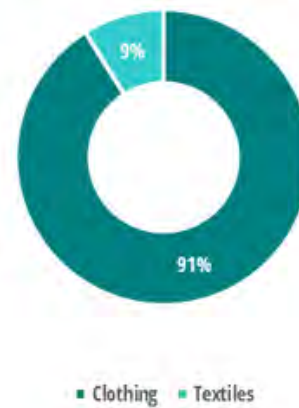
TEXTILE AND CLOTHING

TRADE BALANCE IN 2023

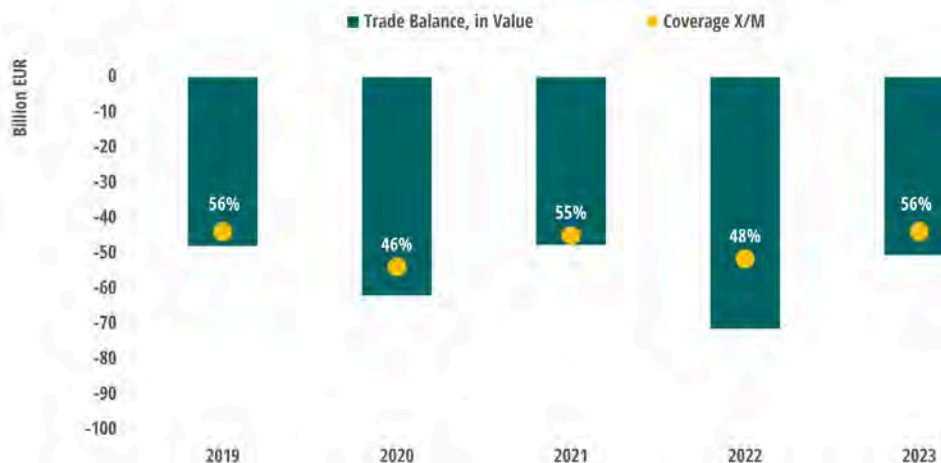
The European Union's trade deficit reached over -50 billion EUR in 2023 (from -72 billion the previous year), a noticeable improvement resulting from a sharp decrease of clothing imports from China and Bangladesh. However, the share of clothing in the EU deficit has increased from 85% to 91%. The textile sector accounted for only 9% of the total trade deficit (against 15% the previous year).

At the same time, the **export coverage ratio** (export over import) improved, rising from 48% in 2022 to 56% last year.

Trade balance
% share, based on values



Trade Balance in the T&C industry
2019 and 2023

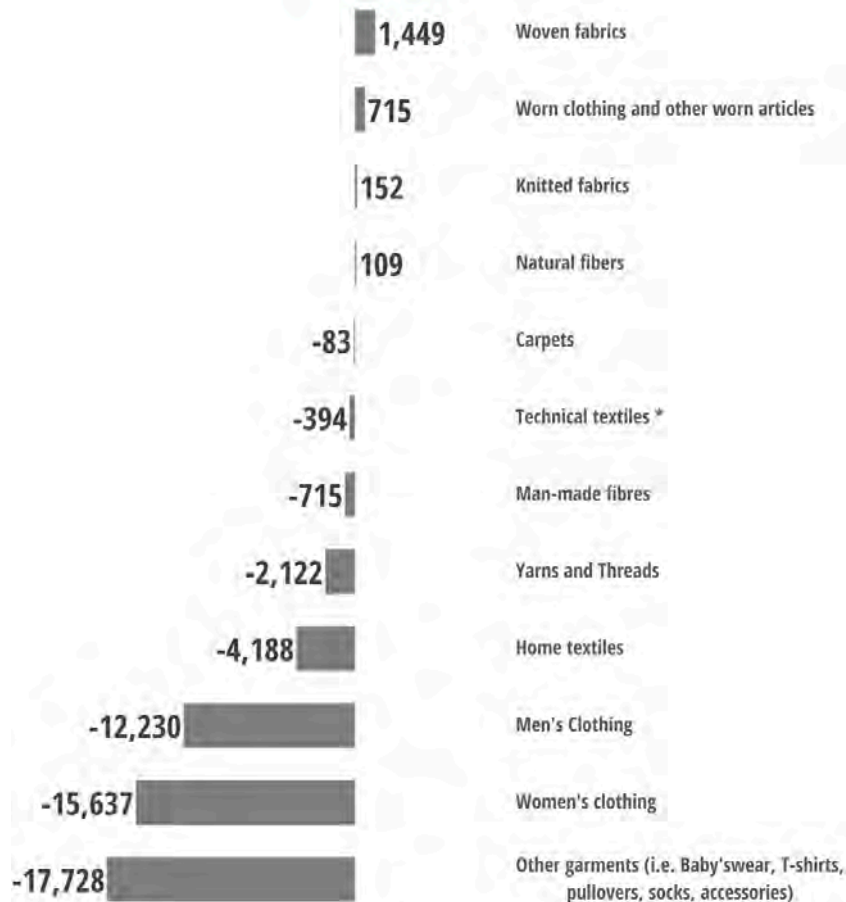


TEXTILE AND CLOTHING

TRADE BALANCE IN 2023

In 2023, the EU had a negative trade balance in value with almost all T&C sub-sectors, with the exception of natural fibers, fabrics and worn articles.

Trade Balance by product family
(million EUR), 2023



* excludes Other Textiles outside HS chapters 50-63

TEXTILE AND CLOTHING

TRADE BALANCE IN 2023


Taking a regional perspective, among the main **Euromed countries**, the EU trade surplus deteriorated with Switzerland (-11.7%) and Norway (-7.5%). By contrast, the EU trade balance improved with some key Mediterranean clothing suppliers: Egypt (+16%), Morocco (+45%) and Türkiye (+20%).

The EU trade surplus decreased markedly with some **South American countries**, such as Mexico (-29%) and Brazil (-20%).

Among the main **Asian countries**, the EU trade evolutions have resulted in a reduction of EU trade deficit with Myanmar (-22%), Vietnam (-15%), Cambodia (-13%), Bangladesh (-21%), Pakistan (-18%), Indonesia (-27%), India (-18%), Sri Lanka (-20%), China (-27%), Philippines (-59%) and Thailand (-48%); Additionally, the EU registered an improved trade surplus with Hong Kong (+17%), Japan (+11 %) and South Korea (+49%). On the other side, trade surplus deteriorated with Singapore (-6%) and -only marginally- with Macau. Finally, the EU trade balance with Malaysia and Taiwan turned positive.

EU performances with other major trading partners delivered some negative trends, following trade surplus deteriorations with the United States (-13%), the United Kingdom (-13%) and Canada (-10%). By contrast, the EU trade balance improved with Russia (+8%), Ukraine (+20%) and South Africa (+16%).

The graph summarises these trends in the balance of trade in textiles & clothing by EU-27 trade partners (2023/2022 variations based on values):



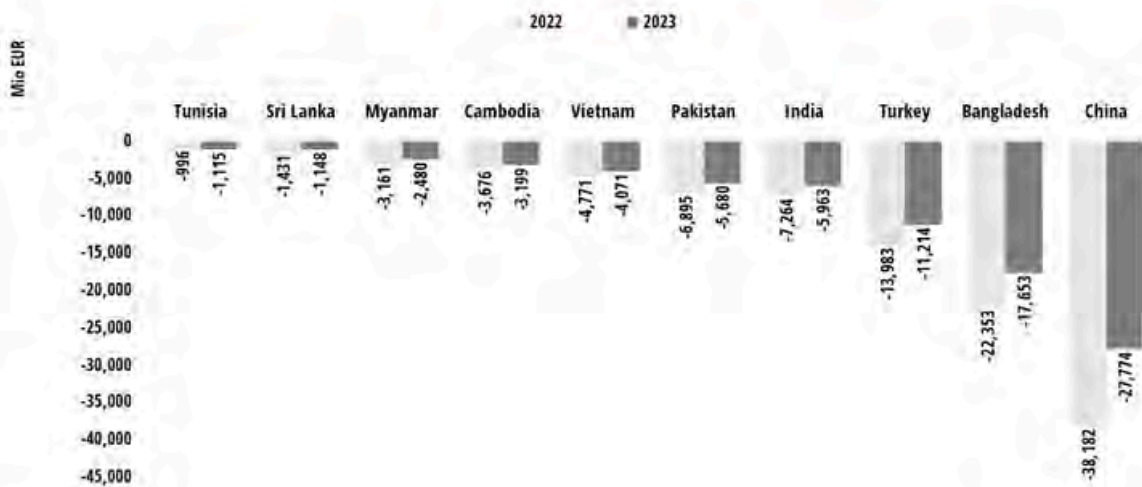
TEXTILE AND CLOTHING

TRADE BALANCE IN 2023

Main partners with which the EU-27 has a trade surplus
(Mio EUR)



Main partners with which the EU-27 has a trade deficit
(Mio EUR)





EVOLUTION OF EXTRA & INTRA-EU SHARES IN EU TRADE

TEXTILE AND CLOTHING

EXTRA & INTRA-EU TRADE

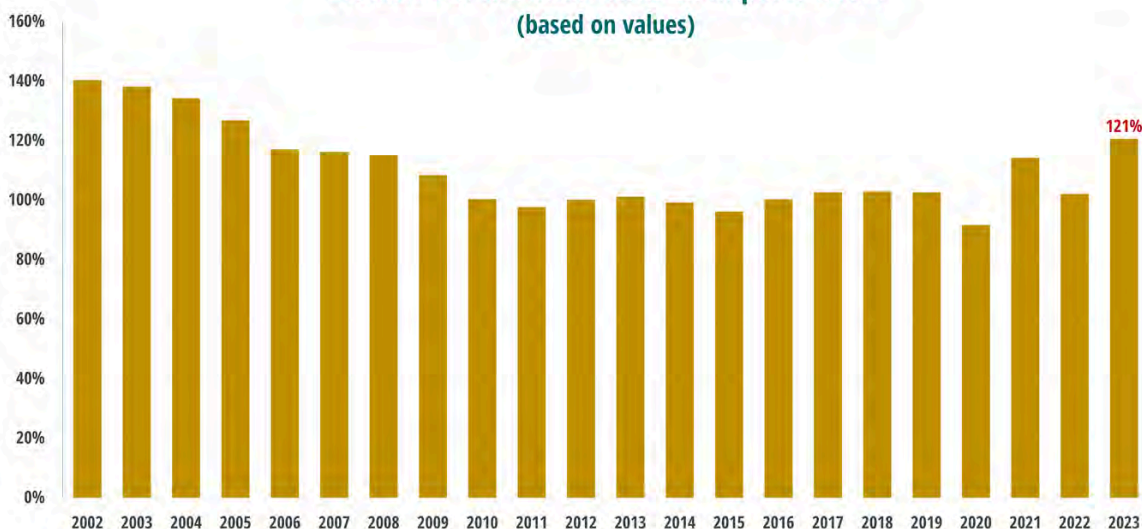
Evolution of the EU Trade Patterns

Since the beginning of the century, we can notice a change in the EU trade patterns regarding the **distribution between the intra and extra-EU trade**. Indeed, the EU Member States are more and more looking for suppliers outside the EU and, in particular from low-cost Asian countries. This reflects the globalisation of the economy and the delocalisation process outside Europe.

The effects of the financial crisis in 2008 slowed-down the relocation process and fostered a redirection of trade with nearby countries to benefit from different assets such as service, flexibility and fast deliveries. Between 2010 and 2019, the distribution between the intra and extra-EU imports was relatively balanced. This equilibrium in the EU trade patterns was disrupted by the Covid-19 crisis. Indeed, the intra-EU share in T&C imports recorded its lowest value in 2020, while the extra-EU share reached a record-high, boosted by the demand of several key products including nonwovens and face masks.

Intra-EU imports in 2023 still account for a large share of total imports in value. As of today, more than half of our imported T&C goods originate from within the EU, whereas 70% of companies' "exports" are to another member state (the Intra/Extra ratio reached 121%).

Evolution of the intra/extra-EU imports' share
(based on values)



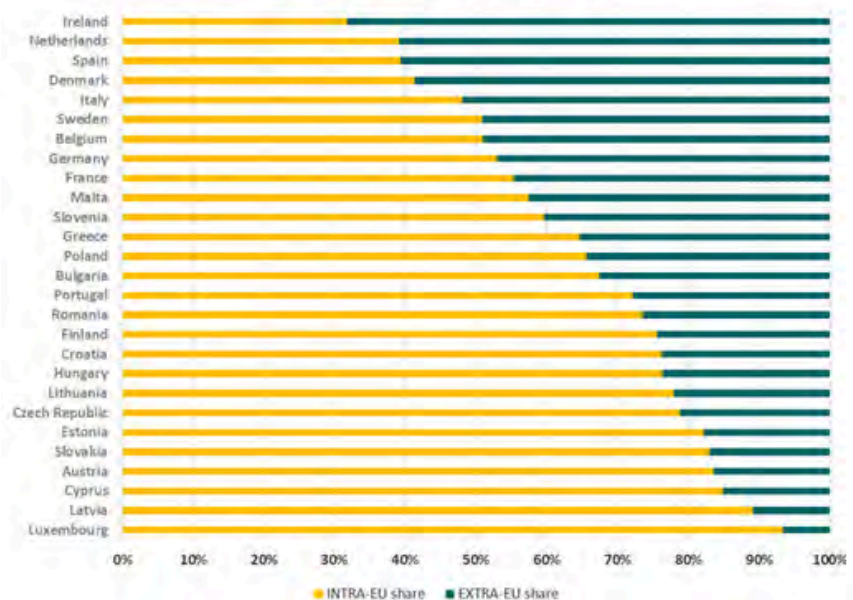
TEXTILE AND CLOTHING

EXTRA & INTRA-EU TRADE

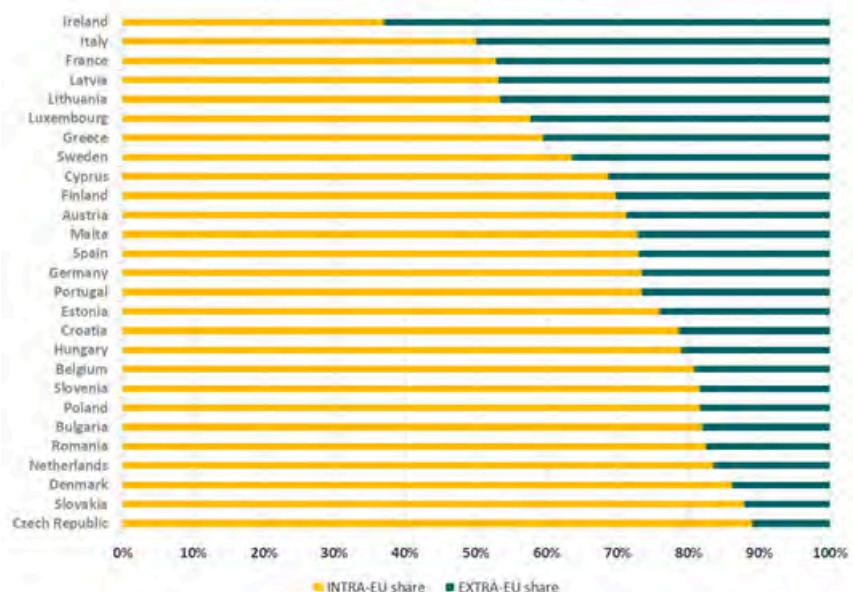
Imports from other EU countries, as a share of total trade in textile & clothing, ranged from just over 32 % for Ireland to 93 % for Luxembourg in 2023. The main trading region of France and Germany for the exchange of T&C continued to be Europe, which accounted for respectively 55% of France imports and 53% of German imports. By contrast, Italy and Spain were mainly trading with international markets.

On the export side, the share of intra-EU exports increased by 4 percentage points from 2015, denoting a rising demand from the EU internal market over the last years. Exports to other EU countries, as a share of total trade in textile & clothing, ranged from just over 37 % for Ireland to 89 % for the Czech Republic in 2023. German exports to the EU-27 amounted to 73% of its total trade. In Italy, exports are evenly spread across EU and non-EU countries (50%/50%).

EU imports from extra & intra-EU countries
Textile & Clothing, 2023 (% shares)



EU exports to extra & intra-EU countries
Textile & Clothing, 2023 (% shares)



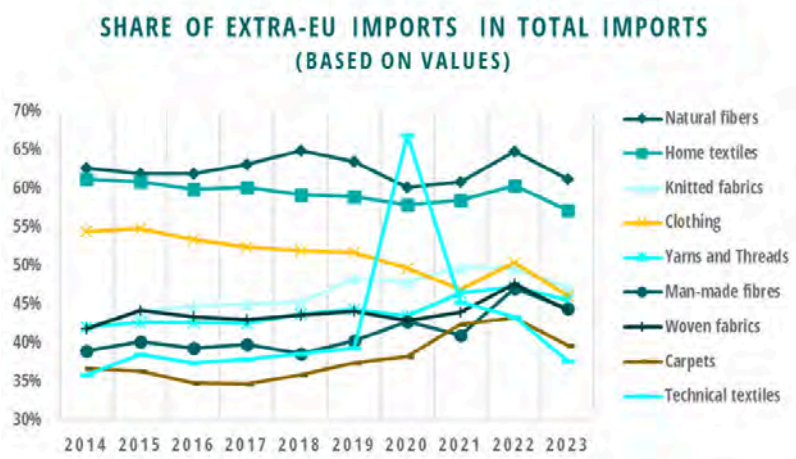
TEXTILE AND CLOTHING

EXTRA & INTRA-EU TRADE

Importance of extra-EU imports of textile products in total imports

By measuring the importance of extra EU imports in total EU imports (computed as the share of extra EU imports in extra + intra EU imports), we can identify textile products for which the EU mainly relies on foreign sources (share above 50%).

As we have seen in the previous section, intra-EU imports still account for a large share of total imports in value. However, the analysis by categories reveals that the **importance of extra-EU imports can be relatively high in some textile segments** (i.e. natural fibers and home textiles), even if it is decreasing over time :



Following an in-depth data analysis at CN 8-digit level, we could identify **423 textile products (over a total of 1143)** for which the EU is **highly dependent on foreign sources**. This number implies that more than 37% of textile and clothing imported products originate from non-EU27 suppliers. Among these highly dependent textile products, 45 have a share of extra-EU imports above 80%, with some textiles being almost fully dependent on non-EU countries. This is particularly the case of some input materials such as wool and fine or coarse animal hair (i.e. cashmere) and cotton. Besides, raw silk imports from extra-EU countries are also well above the amount sourced from EU member states.

TEXTILE AND CLOTHING

EXTRA & INTRA-EU TRADE

Textile products that mainly rely on foreign sources
(High share of extra-EU imports in total EU imports, based on values)

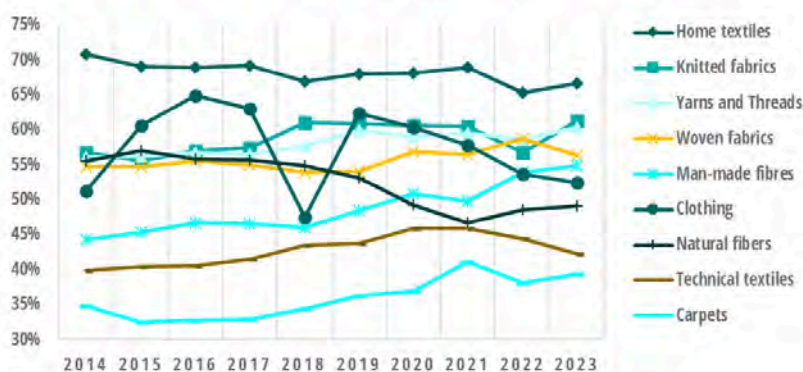
Tariff Line Code	Description	Imports from Extra-EU	Imports from Intra-EU	Extra/World (share>80%)
1 51021100	Hair Of Kashmir Cashmere Goats, Neither Carded Nor Combed	350,049,929	1,680,981	100%
2 54026300	Multiple Or Cabled Yarn Of Polypropylene, Not For Retail Sale	114,792,319	1,995,239	98%
3 51011100	Greasy Shorn Wool, Incl. Fleece-Washed Wool, Neither Carded Nor Combed	258,897,036	9,265,099	97%
4 51021930	Hair Of Alpaca, Llama Or Vicuna, Neither Carded Nor Combed	5,195,306	253,184	95%
5 52053500	Multiple Folded Or Cabled Cotton Yarn, Of Uncombed Fibres, Containing >= 85% C	1,112,795	90,240	92%
6 51022000	Coarse Animal Hair, Neither Carded Nor Combed (Excl. Wool, Hair And Bristles Us	2,926,574	266,525	92%
7 58030030	Gauze Of Silk Or Silk Waste (Excl. Narrow Woven Fabrics Of Heading 5806)	120,169	11,518	91%
8 51053900	Fine Animal Hair, Carded Or Combed (Excl. Wool And Hair Of Kashmir Cashmere I	66,679,608	6,580,948	91%
9 53101090	Woven Fabrics Of Jute Or Of Other Textile Bast Fibres Of Heading 5303, Unbleache	11,733,270	1,179,355	91%
10 58030010	Cotton Gauze (Excl. Narrow Woven Fabrics Of Heading 5806)	5,397,265	596,375	90%
11 53071000	Single Yarn Of Jute Or Of Other Textile Bast Fibres Of Heading 5303	9,184,175	1,052,969	90%
12 53089012	Ramie Yarn, With A Linear Density Of >= 277,8 Decitex <= Mn 36	527,207	60,748	90%
13 52010010	Cotton, Neither Carded Nor Combed, Rendered Absorbent Or Bleached	102,474,670	12,300,267	89%
14 50072051	Densely-Woven Fabrics Containing >= 85% Silk Or Silk Waste By Weight, Unbleach	26,182,234	3,173,307	89%
15 60052300	Cotton Warp Knit Fabrics Of Yarns Of Different Colours Incl. Those Made On Gallo	3,270,699	410,790	89%
16 51021910	Hair Of Angora Rabbit, Neither Carded Nor Combed	1,311,327	175,464	88%
17 52051300	Single Cotton Yarn, Of Uncombed Fibres, Containing >= 85% Cotton By Weight And	32,245,790	4,690,386	87%
18 52122290	Woven Fabrics Of Cotton, Containing Predominantly, But < 85% Cotton By Weight,	1,264,906	186,433	87%
19 51021940	Hair Of Camel Or Yak, Or Of Angora Goats, Tibetan Goats Or Similar Goats, Neithe	8,855,446	1,339,982	87%
20 52121290	Woven Fabrics Of Cotton, Containing Predominantly, But < 85% Cotton By Weight,	4,323,040	668,486	87%
21 55151311	Woven Fabrics Containing Predominantly, But < 85% Polyester Staple Fibres By We	477,944	77,698	86%
22 51081010	Carded Yarn Of Fine Animal Hair, Unbleached (Excl. That Of Wool Or That Put Up F	8,111,914	1,366,821	86%
23 51053100	Hair Of Kashmir Cashmere Goats, Carded Or Combed	31,432,251	5,324,150	86%
24 50050010	Yarn Spun From Silk Waste, Unbleached, Scoured Or Bleached (Excl. That Put Up f	20,100,892	3,421,622	85%
25 52082299	Plain Woven Fabrics Of Cotton, Containing >= 85% Cotton By Weight And Weighing	17,697,200	3,076,766	85%
26 52062300	Single Cotton Yarn Containing Predominantly, But < 85% Cotton By Weight, Of Com	8,079,096	1,416,784	85%
27 50072021	Pongee, Habutai, Honan, Shantung, Corah And Similar Far Eastern Fabrics, Wholl	4,676,193	842,212	85%
28 53050000	Coconut, Abaca Manila Hemp Or Musa Textilis Nee, Ramie, Agave And Other Vege	57,845,724	10,831,508	84%
29 54025300	Single Yarn Of Polypropylene, Twist > 50 Turns/M	19,964,594	3,789,979	84%
30 51013000	Carbonised Wool, Neither Carded Nor Combed	24,136,566	4,625,094	84%
31 52052200	Single Cotton Yarn, Of Combed Fibres, Containing >= 85% Cotton By Weight And W	128,543,155	24,696,911	84%
32 52052300	Single Cotton Yarn, Of Combed Fibres, Containing >= 85% Cotton By Weight And W	153,173,616	29,461,541	84%
33 52081296	Plain Woven Fabrics Of Cotton, Containing >= 85% Cotton By Weight And Weighing	22,835,376	4,421,909	84%
34 55095300	Yarn Containing Predominantly, But < 85% Polyester Staple Fibres By Weight, Mixe	68,769,157	13,441,237	84%
35 51081090	Carded Yarn Of Fine Animal Hair (Excl. Unbleached Yarn, Yarn Of Wool And Yarn f	34,106,777	6,762,999	83%
36 58109290	Embroidery Of Man-Made Fibres On A Textile Fabric Base, In The Piece, In Strips O	25,638,580	5,088,675	83%
37 53072000	Multiple Folded Or Cabled Yarn Of Jute Or Of Other Textile Bast Fibres Of Heading	10,776,315	2,185,037	83%
38 58109110	Embroidery Of Cotton On A Textile Fabric Ground, In The Piece, In Strips Or In Moti	24,653,023	5,118,789	83%
39 58109190	Embroidery Of Cotton On A Textile Fabric Ground, In The Piece, In Strips Or In Moti	8,419,043	1,750,365	83%
40 52053200	Multiple Folded Or Cabled Cotton Yarn, Of Uncombed Fibres, Containing >= 85% C	46,942,473	10,142,801	82%
41 57024110	Axminster Carpets Of Wool Or Fine Animal Hair, Woven, Not Tufted Or Flocked, Of	4,847,234	1,092,578	82%
42 52054400	Multiple Folded Or Cabled Cotton Yarn, Of Combed Fibres, Containing >= 85% Cott	39,007,232	8,960,830	81%
43 58101010	Embroidery On A Textile Fabric Ground Without Visible Ground, In The Piece, In St	24,216,822	5,940,986	80%
44 51012100	Shorn Wool, Degreased, Non-Carbonised, Neither Carded Nor Combed	65,936,544	16,292,707	80%
45 52082110	Plain Woven Fabrics Of Cotton For The Manufacture Of Bandages, Dressings And	7,339,434	1,816,986	80%

Unless specified, EU refers to EU27
Data source: IHS, based on EUROSTAT

TEXTILE AND CLOTHING

EXTRA & INTRA-EU TRADE

SHARE OF EXTRA-EU IMPORTS IN TOTAL IMPORTS
(BASED ON VOLUMES)



This dependency of textile products is even higher when we analyse data in volumes (tons), as the value of extra-EU imports accounts for the majority of total EU imports for more than half of the imported textiles. More precisely, the EU is highly dependent on foreign sources for 52% of textile and clothing imported products (corresponding to almost 600 textile goods), a share that is increasing over time.

Textile products that mainly rely on foreign sources (high share of extra-EU imports in total EU imports, based on volumes)

Tariff Line Code Description			Imports from Extra-EU	Imports from Intra-EU	Extra/World (share,%)
1	51021100	Hair Of Kashmir Cashmere Goats, Neither Carded Nor Combed	3,571	29	99%
2	54026300	Multiple Or Cabled Yarn Of Polypropylene, Not For Retail Sale	50,920	591	99%
3	52053500	Multiple Folded Or Cabled Cotton Yarn, Of Uncombed Fibres, Containing >= 85% C	333	5	99%
4	60052300	Cotton Warp Knit Fabrics Of Yarns Of Different Colours Incl. Those Made On Gallo	2,029	91	96%
5	53101090	Woven Fabrics Of Jute Or Of Other Textile Bast Fibres Of Heading 5303, Unbleache	5,751	339	94%
6	53071000	Single Yarn Of Jute Or Of Other Textile Bast Fibres Of Heading 5303	7,350	562	93%
7	55151311	Woven Fabrics Containing Predominantly, But < 85% Polyester Staple Fibres By We	76	6	93%
8	52121290	Woven Fabrics Of Cotton, Containing Predominantly, But < 85% Cotton By Weight, I	590	49	92%
9	55144900	Woven Fabrics Containing Predominantly, But < 85% Synthetic Staple Fibres By We	4,672	398	92%
10	53072000	Multiple Folded Or Cabled Yarn Of Jute Or Of Other Textile Bast Fibres Of Heading !	6,820	609	92%
11	52062300	Single Cotton Yarn Containing Predominantly, But < 85% Cotton By Weight, Of Com	2,285	208	92%
12	53089012	Ramie Yarn, With A Linear Density Of >= 277,8 Decitex <= Mn 36	43	4	92%
13	50072051	Densely-Woven Fabrics Containing >= 85% Silk Or Silk Waste By Weight, Unbleach	274	26	91%
14	52051300	Single Cotton Yarn, Of Uncombed Fibres, Containing >= 85% Cotton By Weight And	10,922	1,029	91%
15	51022000	Coarse Animal Hair, Neither Carded Nor Combed (Excl. Wool, Hair And Bristles Us	735	72	91%
16	58030010	Cotton Gauze (Excl. Narrow Woven Fabrics Of Heading 5806)	798	79	91%
17	51053900	Fine Animal Hair, Carded Or Combed (Excl. Wool And Hair Of Kashmir Cashmere C	2,938	325	90%
18	55131900	Woven Fabrics Containing Predominantly, But < 85% Synthetic Staple Fibres By We	588	67	90%



SHARE OF REGIONS IN EU TRADE 2023

TEXTILE AND CLOTHING

REGIONS' SHARE IN 2023

Methodological note

The main country groupings included in this section are:

- * **EFTA & UK:** Iceland, Liechtenstein, Norway, Switzerland & United Kingdom
- * **NAFTA:** USA, Canada, Mexico
- * **SOUTHERN NEIGHBOURHOOD:** Algeria, Egypt, Israel, Jordan, Libya, Morocco, Syria, Tunisia, Palestine Territories, Türkiye
- * **EASTERN NEIGHBOURHOOD:** Armenia, Azerbaijan, Georgia, Belarus, Moldova, Ukraine, Russia
- * **SOUTH EAST EUROPE:** Albania, Bosnia & Herzegovina, Kosovo, Macedonia, Montenegro, Serbia
- * **MERCOSUR :** Argentina, Brazil, Paraguay, Uruguay
- * **SAARC:** Afghanistan, Bangladesh, Bhutan, India, Maldives, Nepal, Pakistan, Sri Lanka
- * **ASEAN:** Brunei, Cambodia, Indonesia, Laos, Malaysia, Myanmar, Philippines, Singapore, Thailand, Vietnam
- * **EAST ASIA:** Japan, South Korea, Taiwan, China
- * **ACP:** Africa, Caribbean and Pacific countries
- * **OTHER:** Rest of the world

BOX1: Ukraine

BOX2: "Pan-Euromed":

- the EFTA States (Switzerland, Norway, Iceland and Liechtenstein),
- the Faroe Islands,
- the participants in the Barcelona Process (Algeria, Egypt, Israel, Jordan, Lebanon, Morocco, Palestine territories, Syria, Tunisia and Türkiye),
- the participants in the EU's Stabilisation and Association Process (Albania, Bosnia and Herzegovina, the Republic of North Macedonia, Montenegro, Serbia and Kosovo),
- the Republic of Moldova, Georgia and Ukraine.

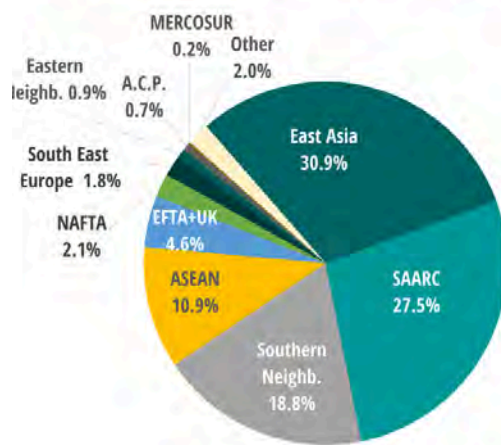
BOX3: MERCOSUR

TEXTILE AND CLOTHING

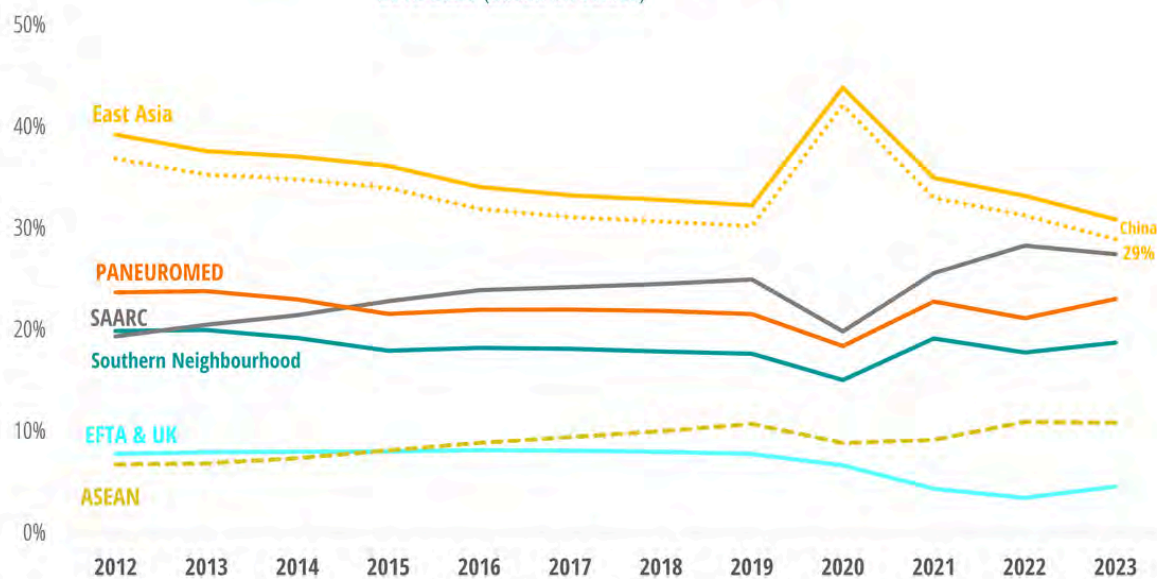
SHARE OF REGIONS IN IMPORTS

Even though China remained the main EU supplier with a total of €33 billion, down by -23% from the previous year, this supplier has seen its market share diminishing steadily year after year, reaching 29% of textile and clothing shipped to the EU in 2022. Higher labour costs started to drive more labour-intensive industries, such as apparel, to other countries in the mid-2010s. 2020 was an exception to that trend, as the market share of China jumped to a 42% record, boosted by the demand for face masks and personal protective equipment (PPE) in the wake of the Covid-19 pandemic.

Share of regions in total EU imports, 2023



Evolution of region's share in EU imports
2012-2023 (based on values)



TEXTILE AND CLOTHING

SHARE OF REGIONS IN IMPORTS

With China representing today 94% of imports from East Asia, we can notice similar trade patterns for that region: the leading role of **East Asia** in extra-EU imports declined rapidly from a 44% record in 2020, following the Covid-19 outbreak, to 31% in 2023 (a share that remains higher than before the pandemic).

Contrasting with East Asia pattern, the **SAARC** zone has grown steadily since 2001, doubling its share in the EU's textile & clothing imports from 14% in 2001 to 28% in 2023. This impressive growth is mainly due to the performances of Bangladesh, which controls today 15% of total EU imports (against 4% in 2001). Despite a -18% drop last year, companies in the **ASEAN** area are quite dynamic, allowing them to control a growing EU import market share over the years. The share went up from 7% in 2014 to 11% in 2023.

Among the other main supplying zones, the **Southern Neighbourhood** countries, which have long benefited from their proximity to the EU-27 markets, have considerably weakened their position since 2004, with an EU import's share shrinking from 26% to 15% in 2020. However, the market share jumped to 19% the following years, following increased supplier diversity initiatives from buyers and nearshoring.

These four zones accounted for 88% of total extra-EU textiles and clothing imports in 2023, against 109% the previous year.

Box 1 : Ukraine

Textiles and Apparel is an important sector of the Ukrainian economy. Around 2.500 companies employ over 100.000 workers across different segments of the industry. 40% of their production is exported, with European being the most important destination.

In 2023, total T&C trade between EU and Ukraine reached €1.7 bn. Ukraine was the 23rd supplier of the EU and its 13th customer. The main traded products include clothing articles and made-up textiles.

The Russian invasion has a devastating impact on the Ukrainian economy, but many textile companies continue their production, i.e. in supplying military fabrics.

The European Commission is taking the necessary steps, through consultations with Ukraine under the **EU-Ukraine Association Agreement**, to agree on **longer term reciprocal tariff liberalisation**. This process aims to provide economic certainty and a stable framework for trade to both Ukraine and the EU, as well as to farmers and businesses. This would also represent an important step forward for Ukraine's reconstruction and further integration into the EU internal market.

EURATEX has launched the EU-Ukraine Textile Initiative in cooperation with Ukrlegprom, to promote cooperation between both sides.

TEXTILE AND CLOTHING

SHARE OF REGIONS IN EXPORTS

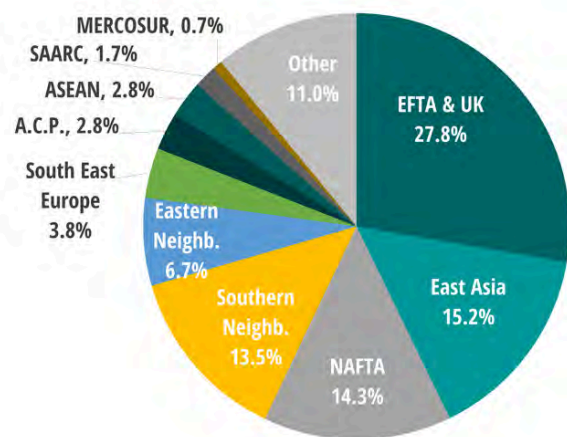
The EU-27 exports of textile and clothing, characterised by high value-added products, are a major driver for the sound development of the companies' turnover on a yearly basis. Even though average prices are above world levels, EU companies are supplying their products across the world, thus reducing their geographical risk.

Other European countries and neighbourhood regions are the largest trading partners of the EU-27. As a matter of fact, the top-four main country groupings (EFTA & UK, Eastern & Southern Neighbourhood as well as South-East Europe) accounted for 52% of total EU exports in 2023. In spite of its modest size, **EFTA as well as UK** accounted for 28% of total EU exports with more than € 18 billion sold to these markets last year. With a respective share of 13% and 7%, the **Southern and Eastern Neighbourhood** was also playing an important role for EU companies.

With a share of more than 15%, **East Asia**, including China was the second largest partner of the European Union. Among American regions, European exporters performed relatively well in the region **NAFTA** (14% market share).

Finally, the other destination markets (**Mercosur, ASEAN, SAARC and ACP**) accounted for 8% of total EU exports in 2023.

Share of regions in total EU exports, 2023



Box 2 : Pan-Euromed

The Pan-Euromed, covering the EU's neighbourhood area*, is an important region for the EU-27, as trade with these countries accounted for €677 billion. For the EU textile and clothing sector, the region represented 36% of its exports in 2023, against 30% 10 years ago. Last year exports slightly decreased (-2.6%), but were still representing almost € 23 billion.

In 2023, **new and modernised rules of origin**, that aim to increase trade between the EU and neighbouring countries in the Pan-Euro-Mediterranean region, have been adopted. These rules will be implemented as of 1 January 2025 and will modernise all preferential trade agreements among the 24 PEM trading partners by making the relevant 'rules of origin' in those agreements more flexible and business-friendly.

* See Methodological note

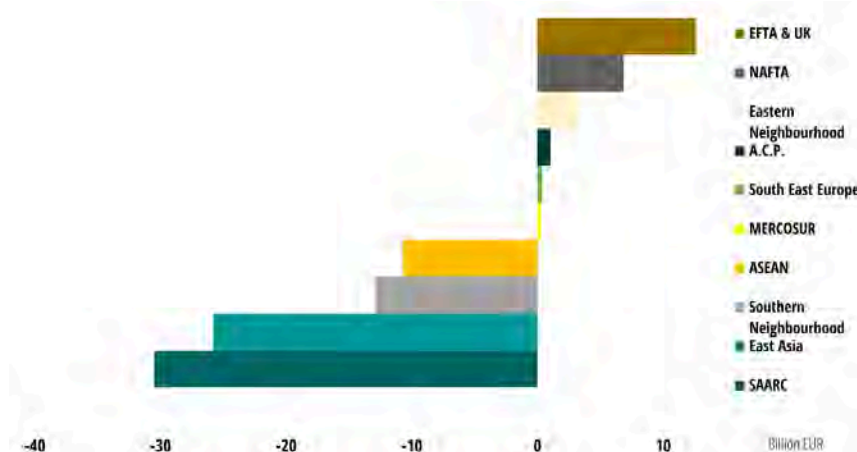
TEXTILE AND CLOTHING

EU TRADE BALANCE WITH MAIN REGIONS

Among Europe and the neighbourhood regions, the EU recorded the largest trade surplus with **EFTA & UK** reaching € 13 billion in 2023 (a +56% compared to 10 years ago), followed by the **Eastern Neighbourhood** and **South-East Europe** with respectively € 3.3 billion and € 368 million. By contrast, the EU27 has a substantial trade deficit with **Southern Neighbourhood** (€ -12.9 billion), which however shrank by 20% as compared with 2022.

The EU-27's trade deficit with the main Asian groupings has grown considerably over the years. Today, the trade deficit with **SAARC** and **East Asia** regions are the largest, with respectively € -30 billion and € -26 billion in 2023. The EU deficit with **ASEAN** countries is lower but recorded a 91% increase over the 2014-2023 period reaching today almost € -11 billion.

Finally, the EU's trade surplus with the other main regions has grown continuously over the years. Today, the trade surplus with **NAFTA** is relatively high, amounting to almost € 7 billion (a 62% increase compared to 10 years ago). Similarly, the EU has a trade surplus with **ACP** countries (over € 1 billion) and **MERCOSUR** (€ 277 million), an increase of respectively 17% and 10%, as compared with 10 years ago.



Box 3 : MERCOSUR

The EU is Mercosur's second biggest trade in goods partner after China, and the no. 11 trade in goods partner for the EU. In 2023 the EU's exports of textile & clothing products to the four Mercosur countries totalled €480 million, while Mercosur's exports to the EU were €203 million. The main T&C products, exported to Mercosur last year, were technical and industrial textiles, accounting for more than half of EU's total T&C exports.

The EU has concluded a trade agreement with the four founding members of Mercosur (Argentina, Brazil, Paraguay, and Uruguay) as part of an Association Agreement. Current trade relations between the EU and Mercosur are based on an inter-regional Framework Cooperation Agreement. In 2019, the EU and Mercosur reached a political agreement for an ambitious, balanced and comprehensive trade agreement.

Despite the progress made, the parties failed to sign a final deal at the December 2023 Mercosur summit. Talks will continue with a new deadline set for 2024, since the majority of EU Member States backs the deal.

DETAILED REPORTS

45

Extra EU-27 trade by sub-sector

Total T&C	
In value	46
In volume	49

Analysis by main partners

Natural fibres	52	Technical textiles	58
Man-made fibres	53	Home textiles	59
Yarns and threads	54	Workwear	60
Woven fabrics	55	Men's clothing	61
Knitted fabrics	56	Women's clothing	62
Carpets	57	Other garments	63

64

EXTRA EU-27 trade by main partners

2014 - 2023 Yearly evolution & analysis by product family

by COUNTRY

Australia	65	New Zealand	101
Bangladesh	68	Norway	104
Cambodia	71	Pakistan	107
Canada	74	Russia	110
China	77	South Korea	113
Hong Kong	80	Sri Lanka	116
India	83	Switzerland	119
Indonesia	86	Tunisia	122
Japan	89	Türkiye	125
Mexico	92	Ukraine	128
Morocco	95	United Kingdom	131
Myanmar	98	United States	134
		Vietnam	137

by REGION

ASEAN	141
MERCOSUR	144
PANEUROMED	147

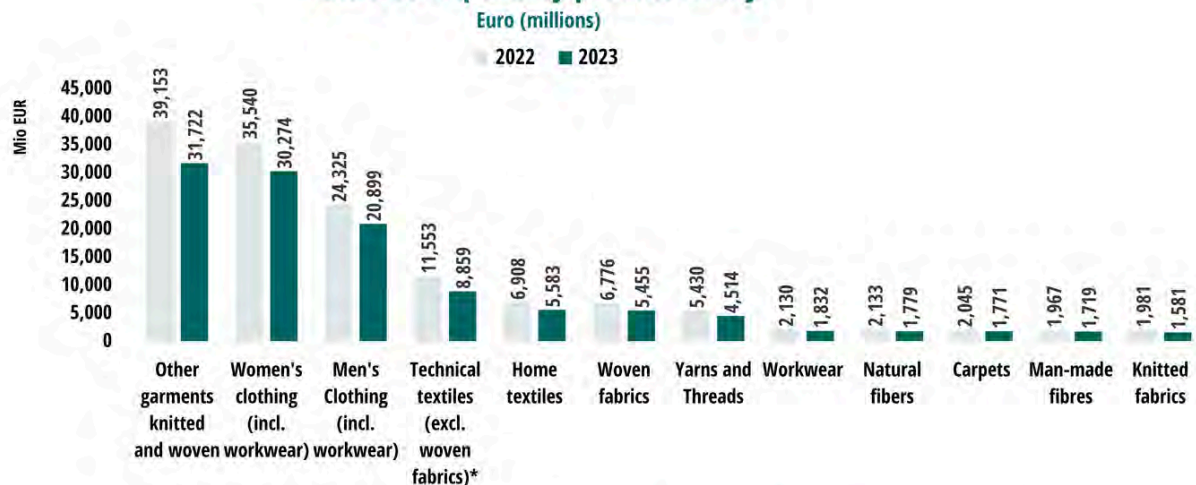


EXTRA EU-27 TRADE BY SUB-SECTOR

EXTRA EU-27 TRADE BY PRODUCT FAMILY

IN VALUE

Extra EU imports by product family



Extra EU exports by product family



* exclude Other Textiles outside HS chapters 50 to 63

EXTRA EU-27 TRADE BY PRODUCT FAMILY

EU-27 (External Trade) Textile and Clothing Trade

Country : Extra EU-27	IMPORTS			EXPORTS			COVERAGE E/I	
	2022	2023	Evol. %	2022	2023	Evol. %	2022	2023
Unit : 1000 €								
Natural fibers	2,133,181	1,779,395	-16.6	1,737,813	1,887,938	8.6	81	106
Silk	134,876	128,152	-5.0	5,424	6,651	22.6	4	5
o.w. raw silk	107,501	98,108	-8.7	2,499	3,882	55.4	2	4
Wool, fine or coarse animal hair	1,454,668	1,190,252	-18.2	129,699	106,011	-18.3	9	9
o.w. wool, not carded or combed	445,408	356,345	-20.0	35,610	28,020	-21.3	8	8
o.w. wool and fine or coarse animal hair	535,548	438,446	-18.1	63,244	51,783	-18.1	12	12
Cotton	455,508	378,809	-16.8	706,385	485,266	-31.3	155	128
Other vegetable fibres	88,129	82,182	-6.7	896,305	1,290,009	43.9	1017	1570
o.w. flax	21,723	19,004	-12.5	874,012	1,254,027	43.5	4023	6599
Man-made fibres	1,967,074	1,718,671	-12.6	1,091,838	1,003,275	-8.1	56	58
Synthetic staple & tow	1,412,193	1,110,199	-21.4	577,988	468,476	-18.9	41	42
Artificial staple & tow	447,749	537,350	20.0	449,672	490,066	9.0	100	91
Yarns and Threads	5,429,920	4,513,631	-16.9	2,370,215	2,391,613	0.9	44	53
Silk	60,804	73,538	20.9	12,672	13,048	3.0	21	18
Wool	305,026	325,630	6.8	487,094	434,901	-10.7	160	134
o.w. carded wool, n.p.r.s.	22,695	27,709	22.1	148,375	130,786	-11.9	654	472
o.w. combed wool, n.p.r.s.	144,423	137,773	-4.6	190,108	152,656	-19.7	132	111
Cotton	1,402,989	1,001,728	-28.6	213,230	193,333	-9.3	15	19
o.w. cotton yarn, n.p.r.s.	1,352,308	954,810	-29.4	170,003	148,246	-12.8	13	16
o.w. cotton yarn, p.r.s.	50,681	46,918	-7.4	43,227	45,087	4.3	85	96
Other - Vegetable yarns	240,464	147,496	-38.7	39,886	31,704	-20.5	17	21
Man-made filaments yarns	2,624,834	2,387,238	-9.1	1,372,449	1,490,396	8.6	52	62
o.w. sewing thread	60,265	53,776	-10.8	148,300	149,269	0.7	246	278
o.w. synthetic filament yarn	2,240,972	2,064,678	-7.9	844,994	902,071	6.8	38	44
o.w. artificial filament yarn	71,191	77,369	8.7	74,852	161,763	116.1	105	209
o.w. synthetic monofilament	228,990	175,178	-23.5	299,547	273,184	-8.8	131	156
Man made spun yarns	795,804	578,002	-27.4	244,884	228,231	-6.8	31	39
o.w. man made spun yarns, n.p.r.s.	685,789	470,540	-31.4	205,759	192,775	-6.3	30	41
o.w. man made spun yarns, p.r.s.	110,015	107,461	-2.3	39,126	35,456	-9.4	36	33
Woven fabrics	6,776,287	5,454,606	-19.5	7,025,688	6,903,793	-1.7	104	127
Silk	158,234	117,682	-25.6	120,738	127,760	5.8	76	109
Wool	165,532	190,417	15.0	950,394	1,055,491	11.1	574	554
o.w. carded wool	56,530	63,345	12.1	285,810	293,090	2.5	506	463
o.w. combed wool	106,237	124,119	16.8	662,817	760,290	14.7	624	613
Cotton	1,883,691	1,401,603	-25.6	1,806,353	1,725,868	-4.5	96	123
o.w. cotton, unbleached	621,151	398,173	-35.9	43,292	34,417	-20.5	7	9
o.w. cotton, dyed	269,545	232,816	-13.6	494,759	483,201	-2.3	184	208
o.w. denim fabric	147,804	105,933	-28.3	124,845	91,916	-26.4	84	87
Other fabrics	289,361	228,947	-21.6	294,038	342,497	16.5	102	151
o.w. flax	231,730	189,825	-18.1	283,214	325,150	14.8	122	171
Synthetic and artificial filament yarn	2,228,312	1,775,865	-20.3	1,492,431	1,354,811	-9.2	67	76
o.w. synthetic filament yarn	2,074,658	1,645,532	-20.7	1,283,260	1,146,938	-10.6	62	70
o.w. artificial filament yarn	153,654	130,333	-15.2	209,172	207,874	-0.6	136	159
Synthetic and artificial staple fibres	1,105,357	882,114	-20.2	1,267,446	1,214,593	-4.2	115	138
o.w. containing > 85% of synthetic	162,202	137,593	-15.2	321,214	291,026	-9.4	198	212
o.w. containing < 85% of synthetic	152,416	105,709	-30.6	57,384	52,753	-8.1	38	50
o.w. containing < 85% synthetic mixed natural fibres	187,417	147,404	-21.3	240,920	235,052	-2.4	129	159
o.w. other synthetics	329,711	281,630	-14.6	348,211	351,607	1.0	106	125
o.w. artificial staple fibres	273,611	209,778	-23.3	299,717	284,155	-5.2	110	135
Special woven fabrics	939,955	855,077	-9.0	1,091,404	1,080,546	-1.0	116	126
o.w. pile fabrics	261,233	249,053	-4.7	262,179	252,137	-3.8	100	101
o.w. narrow woven fabrics	283,062	230,224	-18.7	393,092	396,501	0.9	139	172
o.w. labels, badges	69,226	60,592	-12.5	105,465	104,651	-0.8	152	173
o.w. embroidery	172,366	177,081	2.7	102,386	98,484	-3.8	59	56
o.w. handwoven tapestries & quilted products	14,134	13,931	-1.4	34,991	43,282	23.7	248	311
Knitted fabrics	1,981,407	1,581,061	-20.2	1,890,774	1,732,683	-8.4	95	110
Pile fabrics	257,021	215,858	-16.0	156,475	133,771	-14.5	61	62
< 30 cm; w 5% or more elastome	17,176	11,933	-30.5	31,281	26,844	-14.2	182	225
> 30 cm; w 5% or more elastome	481,066	382,932	-20.4	553,474	475,657	-14.1	115	124
Curtain fabrics and raschel lace	291,182	227,723	-21.8	402,859	368,681	-8.5	138	162
Other fabrics	934,963	742,615	-20.6	746,685	727,730	-2.5	80	98
Carpets	2,044,886	1,770,925	-13.4	1,764,179	1,687,676	-4.3	86	95
Knotted carpets	132,858	115,411	-13.1	61,933	61,803	-0.2	47	54
Woven carpets	856,992	736,448	-14.1	416,443	380,494	-8.6	49	52
Tufted carpets	690,716	618,957	-10.4	1,093,035	1,000,692	-8.4	158	162
Carpets of felt	65,455	58,346	-10.9	114,153	119,727	4.9	174	205
Technical textiles (excl. Woven fabrics)*	17,635,042	13,842,412	-21.5	13,875,756	13,852,196	-0.2	79	100
Wadding, felt, nonwovens, rubber thread, twine, cordage, etc.	2,774,225	2,408,992	-13.2	3,824,580	3,768,253	-1.5	138	156
o.w. felt	141,247	129,834	-8.1	163,937	170,549	4.0	116	131
o.w. nonwovens	1,707,070	1,486,414	-12.9	2,393,774	2,195,821	-8.3	140	148
o.w. special yarn	100,166	92,368	-7.8	84,970	78,666	-7.4	85	85
o.w. twine, rope	230,362	180,412	-21.7	383,823	348,831	-9.1	167	193
o.w. nets	220,869	170,323	-22.9	230,234	215,729	-6.3	104	127
Impregnated, coated, etc., textile fabrics	2,062,971	1,781,367	-13.7	3,230,514	3,235,744	0.2	157	182
o.w. tyre cord fabric	370,031	310,883	-16.0	156,637	142,422	-9.1	42	46
o.w. fabrics impregnated, coated etc.	918,558	773,732	-15.8	1,452,811	1,497,267	3.1	158	194
o.w. textile products, articles for technical uses	413,867	391,898	-5.3	1,028,027	1,014,843	-1.3	248	259
Other made up textile articles	12,575,218	9,625,063	-24.6	6,811,321	6,840,274	0.4	53	71
o.w. sacks and bags	1,317,595	939,990	-28.7	158,302	135,064	-14.7	12	14

EXTRA EU-27 TRADE BY PRODUCT FAMILY

EU-27 (External Trade) Textile and Clothing Trade

Country : Extra EU-27	IMPORTS			EXPORTS			COVERAGE E/I	
	2022	2023	EvoL %	2022	2023	EvoL %	2022	2023
Unit : 1000 €								
o.w. tarpaulins, sunblinds & alike	1,272,353	957,566	-24.7	367,284	350,780	-4.5	29	37
o.w. other : floorcloths, dishcloths etc	4,126,109	2,770,732	-32.8	1,095,453	973,421	-11.1	27	35
o.w. medical textiles*	2,415,815	2,248,040	-6.9	2,554,853	2,831,740	10.8	106	126
o.w. glass fibers and articles thereof*	2,104,849	1,582,612	-24.8	1,317,620	1,228,058	-6.8	63	78
o.w. sanitary towels, tampons and napkins*	24,396	29,752	22.0	97,805	111,562	14.1	401	375
o.w. other textiles (outside CH 50-63)*	1,536,727	1,123,361	-26.9	1,229,345	1,217,573	-1.0	80	108
Worn clothing and other worn articles	362,906	348,364	-4.0	1,056,012	1,063,571	0.7	291	305
Home textiles	6,908,438	5,583,227	-19.2	1,482,173	1,395,296	-5.9	21	25
Bedlinen, table, toilet and kitchen linen	4,698,828	3,789,448	-19.4	905,077	833,217	-7.9	19	22
o.w. Bedlinen, woven	2,453,495	1,921,185	-21.7	526,468	456,674	-13.3	21	24
o.w. toilet linen	1,441,684	1,223,364	-15.1	242,961	238,022	-2.0	17	19
o.w. table linen, woven	279,906	228,692	-18.3	76,517	77,777	1.6	27	34
Curtains	839,006	713,210	-15.0	240,986	237,111	-1.6	29	33
Other furnishing articles	656,638	529,623	-19.3	140,764	138,524	-1.6	21	26
Workwear	2,129,512	1,831,856	-14.0	325,385	354,103	8.8	15	19
Men's ensembles	47,725	41,031	-14.0	18,069	18,025	-0.2	38	44
Men's jackets	256,339	247,190	-3.6	33,609	39,638	17.9	13	16
Men's trousers	1,058,409	869,465	-17.9	127,267	140,356	10.3	12	16
Men's overalls	141,358	120,341	-14.9	13,347	13,529	1.4	9	11
Other men's workwear	326,046	296,964	-8.9	77,972	78,825	1.1	24	27
Women's ensembles	6,729	6,729	0.0	2,595	5,085	95.9	39	76
Women's jackets	30,841	29,316	-4.9	7,708	9,252	20.0	25	32
Women's trousers	73,062	67,913	-7.0	16,878	21,233	25.8	23	31
Women's overalls	5,535	4,326	-21.9	1,472	1,387	-5.8	27	32
Other women's workwear	183,466	148,582	-19.0	26,467	26,773	1.2	14	18
Men's Clothing (incl. workwear)	24,325,444	20,899,335	-14.1	8,505,217	8,671,294	2.0	35	41
Overcoats	4,791,089	3,709,468	-22.6	2,060,467	2,166,787	5.2	43	58
o.w. woven	4,026,434	3,131,749	-22.2	1,812,880	1,937,301	6.9	45	62
Suits	321,650	417,324	29.7	351,822	411,033	16.8	109	98
o.w. woven	302,379	396,258	31.0	340,139	399,715	17.5	112	101
Ensembles	189,143	189,321	0.1	97,483	125,434	28.7	52	66
o.w. woven	103,833	109,856	5.8	78,929	90,916	15.2	76	83
Jackets and blazers	1,456,048	1,430,243	-1.8	802,639	891,063	11.0	55	62
o.w. woven	1,204,131	1,215,956	1.0	707,772	785,171	10.9	59	65
Trousers	10,487,342	8,812,688	-16.0	3,013,001	2,793,367	-7.3	29	32
o.w. woven	8,472,803	7,345,974	-13.3	2,466,496	2,315,553	-6.1	29	32
Shirts	4,002,180	3,830,025	-4.3	1,463,555	1,572,658	7.5	37	41
o.w. woven	2,368,343	2,324,772	-1.8	917,329	972,461	6.0	39	42
Underpants, briefs, etc.	2,093,075	1,591,795	-23.9	317,155	295,575	-6.8	15	19
o.w. knitted	1,865,263	1,416,425	-24.1	253,106	243,151	-3.9	14	17
Swimwear	278,472	274,426	-1.5	98,185	102,516	4.4	35	37
Tracksuits	327,781	298,403	-9.0	179,802	167,695	-6.7	55	56
Women's Clothing (incl. workwear)	35,540,141	30,273,632	-14.8	15,274,587	14,640,257	-4.2	43	48
Overcoats	6,452,285	5,060,169	-21.6	2,977,393	3,056,523	2.7	46	60
o.w. woven	5,235,558	4,096,016	-21.8	2,591,626	2,678,302	3.3	50	65
Suits	49,218	49,856	1.3	165,951	100,822	-39.2	337	202
o.w. woven	33,911	38,795	14.4	124,736	68,501	-45.1	368	177
Ensembles	226,263	233,276	3.1	452,998	339,043	-25.2	200	145
o.w. woven	109,111	123,451	13.1	407,963	310,594	-23.9	374	252
Jackets	1,651,787	1,507,935	-8.7	1,231,980	1,223,923	-0.7	75	81
o.w. woven	1,347,351	1,234,139	-8.4	1,059,251	1,044,331	-1.4	79	85
Skirts and dresses	6,844,397	6,476,934	-5.4	3,667,290	3,608,641	-1.6	54	56
o.w. woven	4,513,855	4,291,091	-4.9	2,743,477	2,695,733	-1.7	61	63
Trousers	11,911,903	9,516,307	-20.1	3,314,961	2,834,266	-14.5	28	30
o.w. woven	6,982,837	6,029,903	-13.6	2,417,933	2,049,310	-15.2	35	34
Blouses	3,238,411	2,926,743	-9.6	1,365,847	1,247,352	-8.7	42	43
o.w. woven	2,503,664	2,272,617	-9.2	1,146,430	1,033,547	-9.8	46	45
Slips, petticoats, etc.	3,177,262	2,536,710	-20.2	470,488	582,359	23.8	15	23
o.w. knitted	2,712,942	2,125,218	-21.7	347,964	470,045	35.1	13	22
Swimwear	752,990	758,392	0.7	269,151	276,151	2.6	36	36
Tracksuits	935,102	925,390	-1.0	480,062	436,946	-9.0	51	47
Others (knitted and woven)	39,153,282	31,722,167	-19.0	14,830,632	13,999,151	-5.6	38	44
Babies' garments	2,498,344	1,825,407	-26.9	540,627	442,477	-18.2	22	24
o.w. knitted or crocheted	1,971,302	1,420,689	-27.9	364,962	297,783	-18.4	19	21
T-shirts	9,941,375	8,395,015	-15.6	3,344,022	3,130,705	-6.4	34	37
Jerseys, pullovers, cardigans	13,684,502	11,066,037	-19.1	4,972,632	4,817,446	-3.1	36	44
Special garments	3,340,161	2,563,845	-23.2	1,212,700	1,087,643	-10.3	36	42
o.w. woven	2,869,525	2,244,984	-21.8	1,066,050	969,294	-9.1	37	43
Other garments, knitted or crocheted	1,557,359	1,230,114	-21.0	1,004,957	873,070	-13.1	65	71
Gloves	1,646,714	1,221,646	-25.8	173,082	187,254	8.2	11	15
Ties, bow ties, and cravats	146,387	127,340	-13.0	218,849	203,388	-7.1	150	160
Shawls, scarves, mufflers, mantillas, etc	734,201	669,400	-8.8	978,649	1,053,317	7.6	133	157
Panty/hose, tights, stockings, socks, etc	2,744,326	2,291,339	-16.5	770,956	736,857	-4.4	28	32
Brassières, girdles, corsets, etc.	2,068,412	1,712,943	-17.2	469,662	459,473	-2.2	23	27
Other accessories	398,860	375,436	-5.9	1,132,564	982,784	-13.2	284	262
Total Textiles (CH 50-50 + 63 + others*)	45,326,639	36,634,892	-19.2	33,552,272	32,540,127	-3.0	74	89
Total Textile - (CH 50-60 + 63)	39,244,851	31,651,127	-19.3	28,352,649	27,151,194	-4.2	72	86
Total Clothing - (CH 61+62)	99,253,446	83,337,174	-16.0	38,624,080	37,326,620	-3.4	39	45
Total (CH 50-63)	138,498,297	114,988,301	-17.0	66,976,729	64,477,814	-3.7	48	56

* including technical textiles from HS chapters 30, 39, 40, 48, 68, 69,70 and 96

EXTRA EU-27 TRADE BY PRODUCT FAMILY, IN VOLUME

Extra EU imports by product family

TON (thousands)

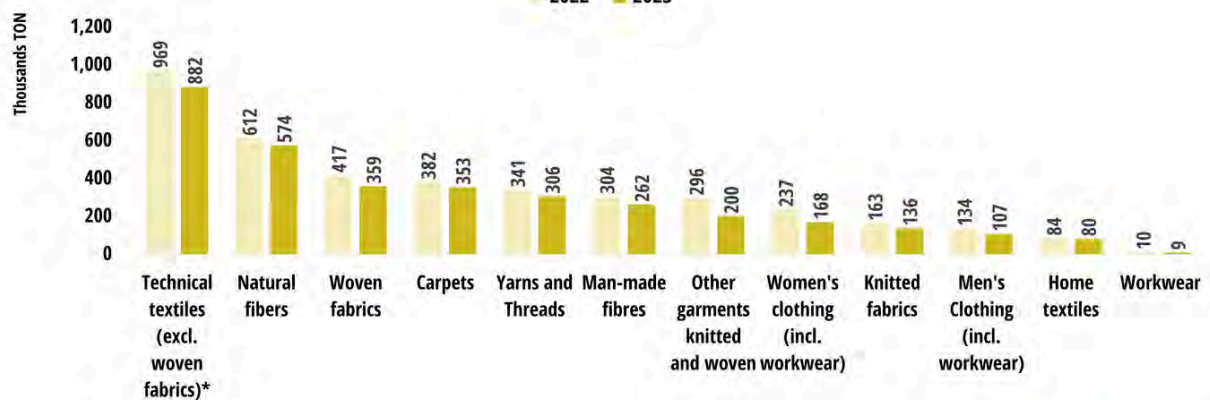
2022 2023



Extra EU exports by product family

TON (thousands)

2022 2023



* exclude Other Textiles outside HS chapters 50 to 63

EXTRA EU-27 TRADE BY PRODUCT FAMILY

EU-27 (External Trade) Textile and Clothing Trade								
Country : Extra EU-27		IMPORTS			EXPORTS			COVERAGE E/I
Unit : Tons		2022	2023	Evol. %	2022	2023	Evol. %	2022 2023
Natural fibers								
		433,168	414,013	-4.4	611,928	574,348	-6.1	141 139
Silk		2,671	2,412	-9.7	106	123	16.1	4 5
o.w. raw silk		1,661	1,553	-6.5	33	52	56.9	2 3
Wool, fine or coarse animal hair		140,111	116,154	-17.1	44,219	41,466	-6.2	32 36
o.w. wool, not carded or combed		86,959	72,071	-17.1	34,383	32,130	-6.6	40 45
o.w. wool and fine or coarse animal hair		39,492	33,765	-14.5	7,450	7,100	-4.7	19 21
Cotton		199,587	177,261	-11.2	302,187	243,011	-19.6	151 137
Other vegetable fibres		90,800	118,186	30.2	265,415	289,748	9.2	292 245
o.w. flax		12,242	8,816	-28.0	237,534	238,701	0.5	1940 2708
Man-made fibres								
		956,671	940,788	-1.7	304,354	262,278	-13.8	32 28
Synthetic staple & tow		756,341	756,874	0.1	166,301	153,916	-7.4	22 20
Artificial staple & tow		128,250	121,727	-5.1	109,764	89,757	-18.2	86 74
Yarns and Threads								
		1,238,683	1,164,086	-6.0	340,841	306,386	-10.1	28 26
Silk		981	1,177	19.9	241	202	-16.2	25 17
Wool		14,839	15,284	3.0	24,549	21,248	-13.4	165 139
o.w. carded wool, n.p.r.s.		2,049	2,479	21.0	12,800	11,676	-8.8	625 471
o.w. combed wool, n.p.r.s.		8,369	8,332	-0.4	8,417	6,108	-27.4	101 73
Cotton		258,598	235,527	-8.9	29,945	26,791	-10.5	12 11
o.w. cotton yarn, n.p.r.s.		253,342	230,592	-9.0	21,866	18,535	-15.2	9 8
o.w. cotton yarn, p.r.s.		5,256	4,935	-6.1	8,079	8,256	2.2	154 167
Other - Vegetable yarns		38,100	28,310	-25.7	8,442	6,540	-22.5	22 23
Man-made filaments yarns		746,059	737,981	-1.1	252,795	232,837	-7.9	34 32
o.w. sewing thread		6,585	5,566	-15.5	74,399	63,584	-14.5	1130 1142
o.w. synthetic filament yarn		674,524	677,933	0.5	125,178	111,951	-10.6	19 17
o.w. artificial filament yarn		11,994	12,181	1.6	8,092	17,410	115.1	67 143
o.w. synthetic monofilament		49,054	39,769	-18.9	44,513	39,449	-11.4	91 99
Man made spun yarns		180,106	145,808	-19.0	24,869	18,769	-24.5	14 13
o.w. man made spun yarns, n.p.r.s.		164,038	128,829	-21.5	21,946	16,181	-26.3	13 13
o.w. man made spun yarns, p.r.s.		16,067	16,978	5.7	2,922	2,588	-11.5	18 15
Woven fabrics								
		971,055	777,878	-19.9	416,817	359,426	-13.8	43 46
Silk		1,611	1,181	-26.7	733	873	19.1	46 74
Wool		4,906	4,968	1.2	20,584	20,176	-2.0	420 406
o.w. carded wool		1,845	1,920	4.0	9,815	9,341	-4.8	532 487
o.w. combed wool		2,849	2,809	-1.4	10,719	10,776	0.5	376 384
Cotton		239,636	190,980	-20.3	94,917	83,784	-11.7	40 44
o.w. cotton, unbleached		102,022	76,494	-25.0	5,603	4,036	-28.0	5 5
o.w. cotton, dyed		28,180	24,393	-13.4	22,108	20,791	-6.0	78 85
o.w. denim fabric		19,268	14,316	-25.7	11,577	8,186	-29.3	60 57
Other fabrics		37,394	25,808	-31.0	10,878	12,843	18.1	29 50
o.w. flax		17,662	11,988	-32.1	9,970	11,771	18.1	56 98
Synthetic and artificial filament yarn		415,185	311,170	-25.1	143,317	110,356	-23.0	35 35
o.w. synthetic filament yarn		403,734	301,186	-25.4	134,191	102,097	-23.9	33 34
o.w. artificial filament yarn		11,451	9,984	-12.8	9,126	8,258	-9.5	80 83
Synthetic and artificial staple fibres		187,644	161,939	-13.7	85,816	78,031	-9.1	46 48
o.w. containing > 85% of synthetic		23,651	26,001	9.9	18,447	18,282	-0.9	78 70
o.w. containing < 85% of synthetic		28,974	23,382	-19.3	6,253	5,794	-7.3	22 25
o.w. containing < 85% synthetic mixed natural fibres		37,632	36,150	-3.9	20,472	18,674	-8.8	54 52
o.w. other synthetics		65,329	51,056	-21.8	22,776	19,303	-15.2	35 38
o.w. artificial staple fibres		32,058	25,351	-20.9	17,868	15,979	-10.6	56 63
Special woven fabrics		83,935	81,142	-3.3	60,305	53,170	-11.8	72 66
o.w. pile fabrics		30,961	34,807	12.4	14,753	13,042	-11.6	48 37
o.w. narrow woven fabrics		33,524	28,528	-14.9	27,011	25,409	-5.9	81 89
o.w. labels, badges		1,918	1,472	-23.2	2,734	2,776	1.6	143 189
o.w. embroidery		5,593	4,837	-13.5	5,145	3,095	-39.9	92 64
o.w. handwoven tapestries & quilted products		2,164	2,437	12.6	1,829	2,437	33.2	85 100
Knitted fabrics								
		321,452	272,802	-15.1	162,867	136,237	-16.4	51 50
Pile fabrics		45,123	46,812	3.7	18,260	14,097	-22.8	40 30
< 30 cm; w 5% or more elastome		1,637	1,062	-35.1	1,340	1,142	-14.8	82 108
> 30 cm; w 5% or more elastome		66,971	58,415	-12.8	28,212	22,463	-20.4	42 38
Curtain fabrics and raschel lace		47,858	40,047	-16.3	50,366	42,217	-16.2	105 105
Other fabrics		159,863	126,466	-20.9	64,688	56,317	-12.9	40 45
Carpets								
		468,523	446,018	-4.8	381,693	352,672	-7.6	81 79
Knotted carpets		8,099	6,314	-22.0	1,562	1,810	15.9	19 29
Woven carpets		199,966	183,074	-8.4	55,606	44,461	-20.0	28 24
Tufted carpets		173,213	173,486	0.2	270,126	235,786	-12.7	156 136
Carpets of felt		11,762	9,593	-18.4	40,209	41,249	2.6	342 430
Technical textiles (excl. Woven fabrics)*								
		3,612,555	2,959,143	-18.1	1,736,709	1,583,221	-8.8	48 54
Wadding, felt, nonwovens, rubber thread, twine, cordage, etc.		555,747	524,596	-5.6	595,441	535,330	-10.1	107 102
o.w. felt		47,400	48,895	3.2	24,852	25,011	0.6	52 51
o.w. nonwovens		342,324	329,296	-3.8	404,676	353,014	-12.8	118 107
o.w. special yarn		8,836	8,129	-8.0	4,978	4,158	-16.5	56 51
o.w. twine, rope		48,222	40,233	-16.6	78,619	66,742	-15.1	163 166
o.w. nets		43,303	39,123	-9.7	27,505	25,582	-7.0	64 65
Impregnated, coated, etc., textile fabrics		303,127	268,552	-11.4	233,230	219,249	-6.0	77 82
o.w. tyre cord fabric		88,830	78,421	-11.7	24,336	19,683	-19.1	27 25
o.w. fabrics impregnated, coated etc.		129,390	114,478	-11.5	126,642	125,397	-1.0	98 110
o.w. textile products, articles for technical uses		21,137	19,060	-9.8	40,447	36,068	-10.8	191 189
Other made up textile articles		2,751,150	2,163,880	-21.3	905,992	826,845	-8.7	33 38
o.w. sacks and bags		408,700	347,704	-14.9	53,540	44,362	-17.1	13 13

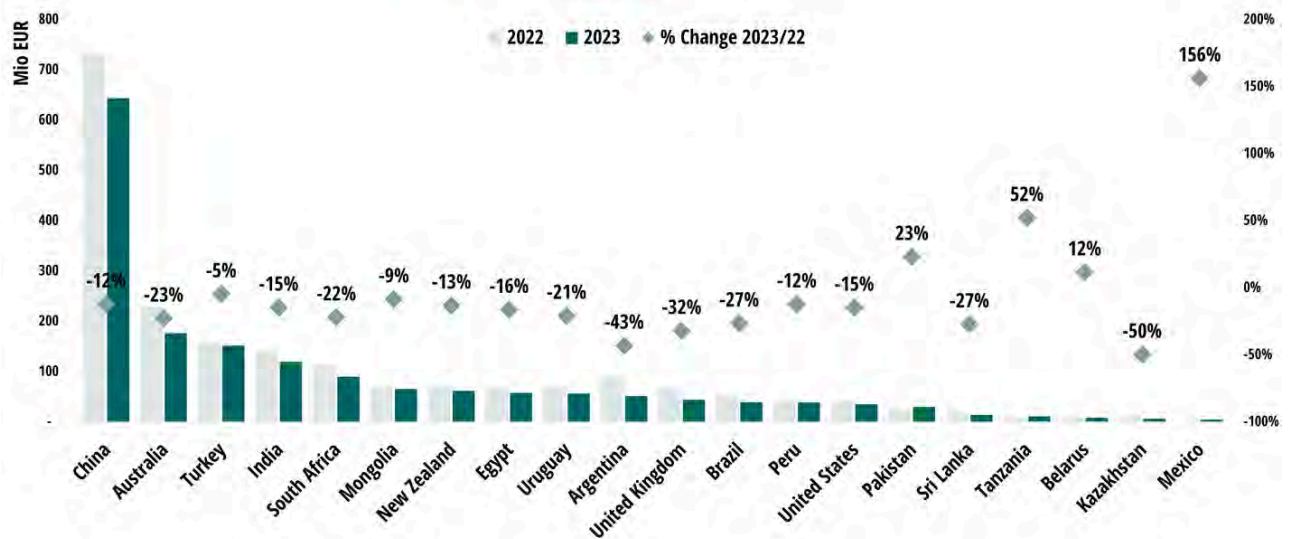
EXTRA EU-27 TRADE BY PRODUCT FAMILY

EU-27 (External Trade) Textile and Clothing Trade								
Country : Extra EU-27		IMPORTS			EXPORTS			COVERAGE E/I
Unit : Tons		2022	2023	Evol. %	2022	2023	Evol. %	2022 2023
o.w. tarpaulins, sunblinds & alike		202,703	151,338	-25.3	26,217	22,772	-13.1	13 15
o.w. other : floorcloths, dishcloths etc		543,618	415,555	-23.6	60,339	60,637	0.5	11 15
o.w. medical textiles*		136,887	119,762	-12.5	71,031	72,629	2.2	52 61
o.w. glass fibers and articles thereof*		957,650	761,789	-20.5	300,330	271,967	-9.4	31 36
o.w. sanitary towels, tampons and napkins*		2,619	2,812	7.4	11,160	11,424	2.4	426 406
o.w. other textiles (outside CH 50-63)*		501,505	367,036	-26.8	385,421	344,853	-10.5	77 94
Worn clothing and other worn articles		313,636	294,465	-6.1	1,405,274	1,372,330	-2.3	448 466
Home textiles		936,007	844,787	-9.7	83,854	80,349	-4.2	9 10
Bedlinen, table, toilet and kitchen linen		629,177	564,370	-10.3	56,715	54,716	-3.5	9 10
o.w. Bedlinen, woven		314,203	279,387	-11.1	29,491	26,069	-11.6	9 9
o.w. toilet linen		195,070	179,840	-7.8	20,362	21,532	5.7	10 12
o.w. table linen, woven		34,730	31,559	-9.1	2,918	2,953	1.2	8 9
Curtains		110,033	102,722	-6.6	10,206	9,693	-5.0	9 9
Other furnishing articles		74,729	64,352	-13.9	7,816	7,371	-5.7	10 11
Workwear		112,913	91,033	-19.4	9,994	8,688	-13.1	9 10
Men's ensembles		2,740	1,978	-27.8	655	348	-47.0	24 18
Men's jackets		11,018	9,599	-12.9	742	813	9.5	7 8
Men's trousers		54,911	42,164	-23.2	3,764	2,877	-23.6	7 7
Men's overalls		8,740	7,115	-18.6	492	490	-0.4	6 7
Other men's workwear		17,719	15,173	-14.4	2,780	2,802	0.8	16 18
Women's ensembles		360	336	-6.6	187	176	-6.2	52 52
Women's jackets		1,299	1,266	-2.5	103	101	-1.4	8 8
Women's trousers		4,002	3,378	-15.6	313	250	-20.2	8 7
Women's overalls		287	192	-33.1	91	46	-49.6	32 24
Other women's workwear		11,840	9,832	-17.0	865	786	-9.1	7 8
Men's Clothing (incl. workwear)		1,121,015	944,207	-15.8	134,376	106,940	-20.4	12 11
Overcoats		189,155	150,294	-20.5	22,177	18,582	-16.2	12 12
o.w. woven		152,418	120,760	-20.8	17,646	14,580	-17.4	12 12
Suits		8,390	9,874	17.7	3,184	3,324	4.4	38 34
o.w. woven		7,575	8,990	18.7	2,855	2,905	1.7	38 32
Ensembles		11,164	10,936	-2.0	1,909	2,105	10.3	17 19
o.w. woven		5,754	5,709	-0.8	1,270	1,127	-11.2	22 20
Jackets and blazers		47,829	42,822	-10.5	6,154	5,287	-14.1	13 12
o.w. woven		37,566	34,462	-8.3	4,538	4,221	-7.0	12 12
Trousers		538,013	440,647	-18.1	60,860	43,629	-28.3	11 10
o.w. woven		422,551	353,455	-16.4	48,015	34,954	-27.2	11 10
Shirts		156,284	147,131	-5.9	22,270	16,054	-27.9	14 11
o.w. woven		81,700	78,628	-3.8	13,335	9,231	-30.8	16 12
Underpants, briefs, etc.		126,697	104,292	-17.7	9,299	7,893	-15.1	7 8
o.w. knitted		109,760	90,655	-17.4	7,592	6,646	-12.5	7 7
Swimwear		9,027	8,597	-4.8	756	800	5.8	8 9
Tracksuits		14,937	13,109	-12.2	4,568	5,949	30.2	31 45
Women's Clothing (incl. workwear)		1,504,036	n.a.	n.a.	236,601	168,356	-28.8	16 7
Overcoats		261,169	214,897	-17.7	34,121	30,695	-10.0	13 14
o.w. woven		197,470	161,532	-18.2	27,401	24,678	-9.9	14 15
Suits		1,682	1,852	10.2	1,020	1,161	13.9	61 63
o.w. woven		1,111	1,441	29.7	575	621	7.9	52 43
Ensembles		12,412	13,033	5.0	5,201	4,237	-18.5	42 33
o.w. woven		5,256	6,126	16.5	3,900	3,339	-14.4	74 55
Jackets		62,247	54,356	-12.7	9,957	8,101	-18.6	16 15
o.w. woven		50,256	43,597	-13.3	8,301	6,657	-19.8	17 15
Skirts and dresses		226,829	209,680	-7.6	48,978	28,912	-41.0	22 14
o.w. woven		127,164	118,059	-7.2	30,950	18,673	-39.7	24 16
Trousers		610,663	n.a.	n.a.	74,058	47,999	-35.2	12 3
o.w. woven		338,988	n.a.	n.a.	49,653	33,101	-33.3	15 3
Blouses		106,383	91,407	-14.1	24,847	13,669	-45.0	23 15
o.w. woven		73,856	62,171	-15.8	19,557	10,078	-48.5	26 16
Slips, petticoats, etc.		154,680	132,982	-14.0	12,061	14,542	20.6	8 11
o.w. knitted		130,739	110,210	-15.7	8,268	12,045	45.7	6 11
Swimwear		19,945	18,554	-7.0	3,670	2,189	-40.4	18 12
Tracksuits		33,162	31,545	-4.9	13,084	9,247	-29.3	39 29
Others (knitted and woven)		2,002,311	1,684,170	-15.9	295,941	200,320	-32.3	15 12
Babies' garments		103,519	81,021	-21.7	19,928	10,171	-49.0	19 13
o.w. knitted or crocheted		84,873	66,010	-22.2	15,048	7,407	-50.8	18 11
T-shirts		544,511	470,529	-13.6	89,152	51,530	-42.2	16 11
Jerseys, pullovers, cardigans		659,574	560,125	-15.1	79,306	54,175	-31.7	12 10
Special garments		180,528	144,747	-19.8	23,943	18,888	-21.1	13 13
o.w. woven		161,091	130,311	-19.1	19,018	15,911	-16.3	12 12
Other garments, knitted or crocheted		61,694	49,862	-19.2	26,138	14,369	-45.0	42 29
Gloves		100,235	81,323	-18.9	4,375	4,353	-0.5	4 5
Ties, bow ties, and cravats		5,887	5,701	-3.2	1,504	1,256	-16.5	26 22
Shawls, scarves, mufflers, mantillas, etc		31,328	30,719	-1.9	3,629	3,240	-10.7	12 11
Pantyhose, tights, stockings, socks, etc		221,560	185,468	-16.3	24,198	20,996	-13.2	11 11
Brassières, girdles, corsets, etc.		52,108	42,506	-18.4	5,099	4,555	-10.7	10 11
Other accessories		19,617	18,238	-7.0	17,442	16,112	-7.6	89 88
Total Textiles (CH 50-60 + 63 + others*)		9,262,335	8,119,350	-12.3	5,756,347	5,282,704	-8.2	62 65
Total Textile - (CH 50-60 + 63)		7,690,627	6,867,659	-10.7	4,988,405	4,581,831	-8.2	65 67
Total Clothing - (CH 61+62)		4,633,310	3,907,072	-15.7	667,116	475,835	-28.7	14 10
Total (CH 50-63)		12,323,937	10,774,732	-12.6	5,655,521	5,057,666	-10.6	46 43

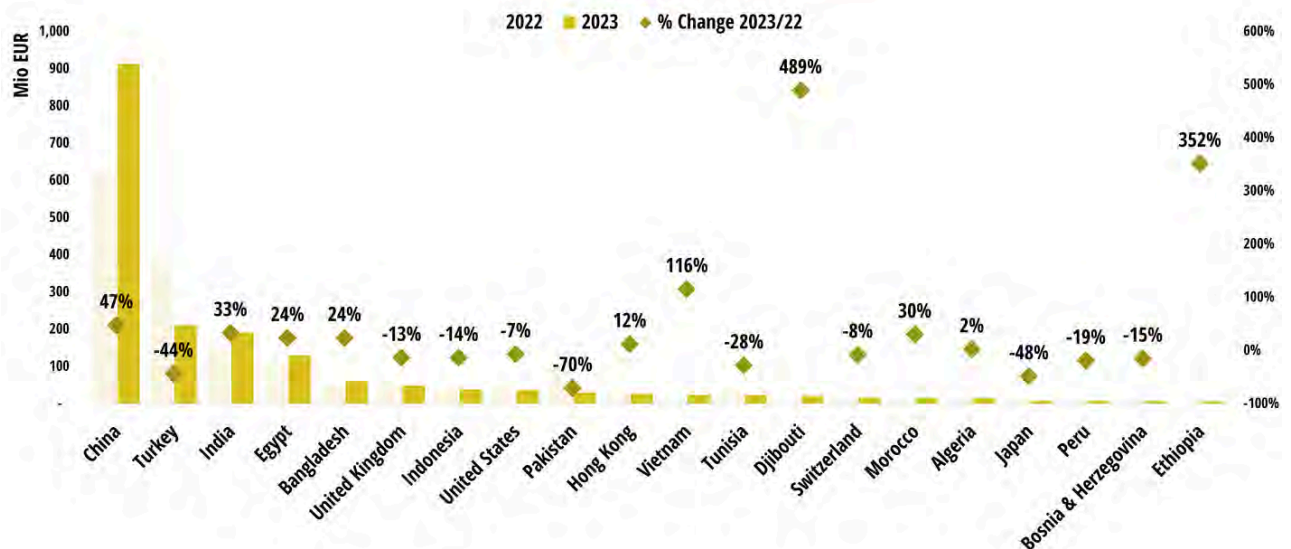
Unless specified, EU refers to EU27
Data source: IHS, based on EUROSTAT

NATURAL FIBRES' MAIN PARTNERS, IN VALUE

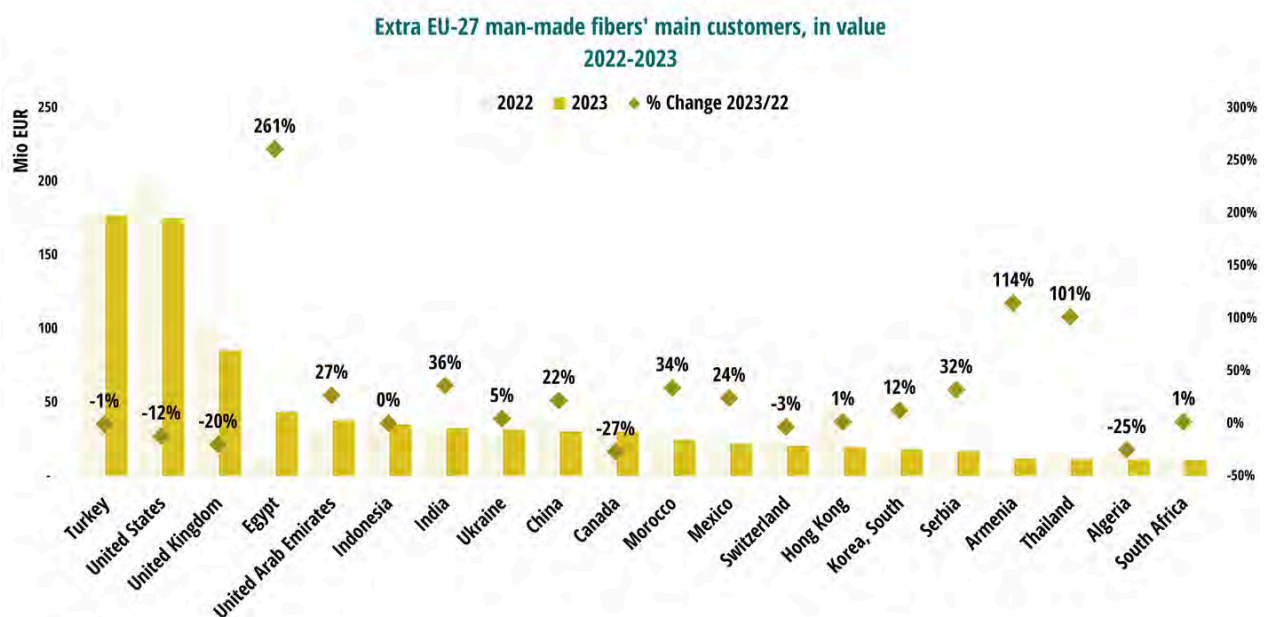
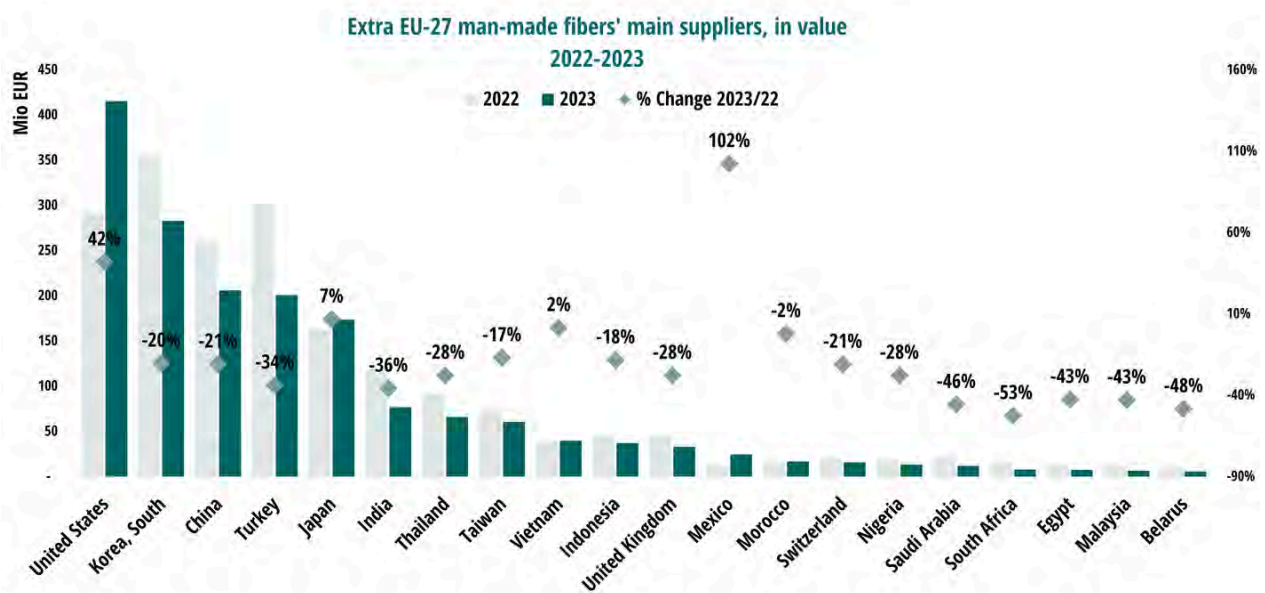
Extra EU-27 natural fibers' main suppliers, in value
2022-2023



Extra EU-27 natural fibers' main customers, in value
2022-2023

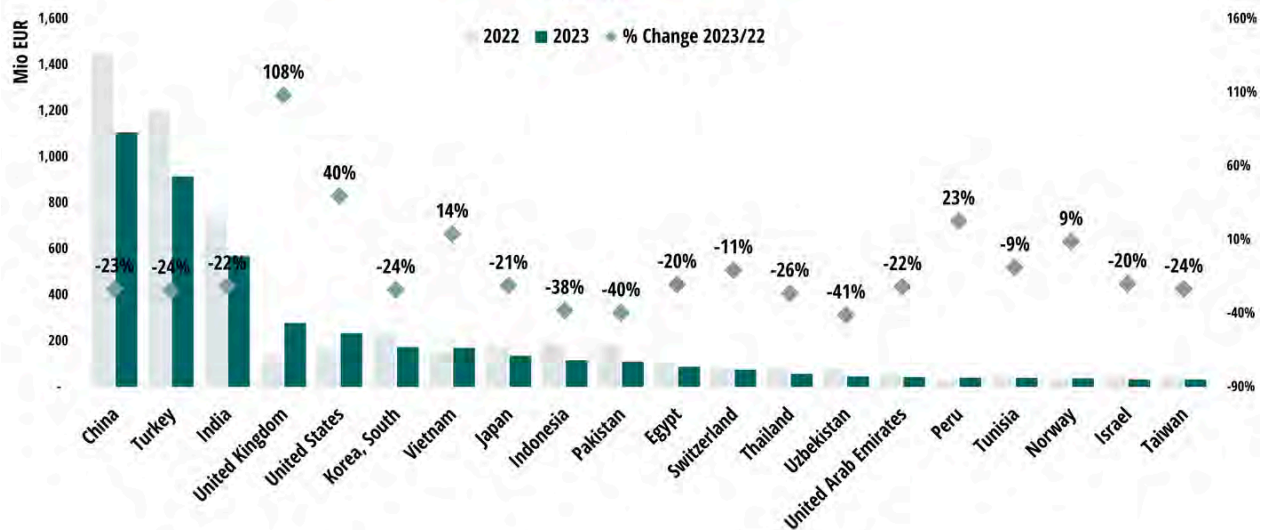


MAN-MADE FIBRES' MAIN PARTNERS, IN VALUE

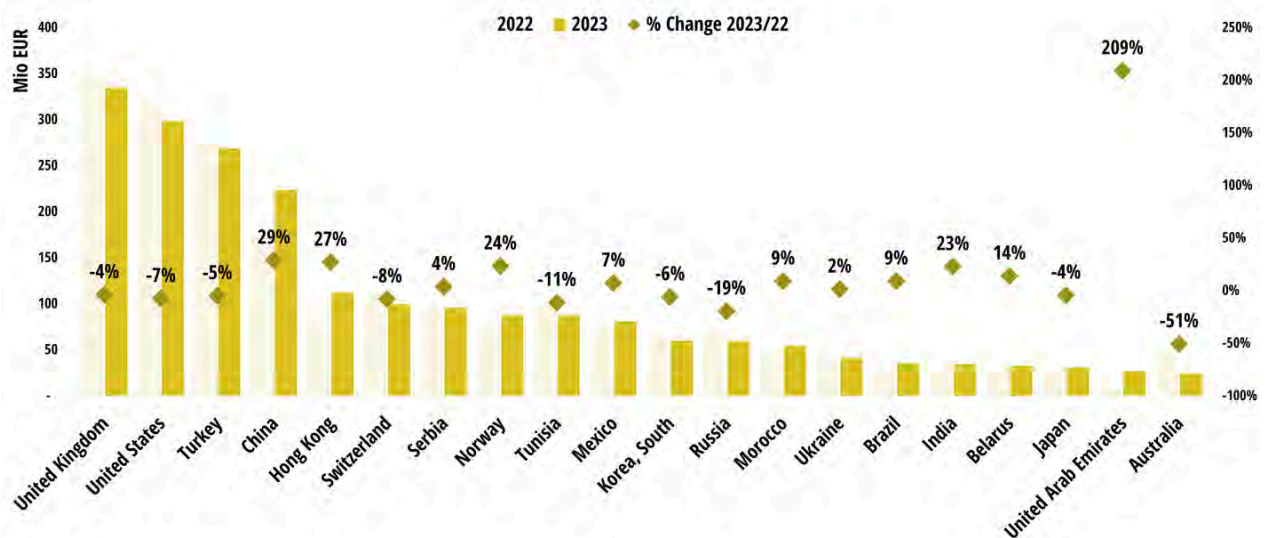


YARNS AND THREADS' MAIN PARTNERS, IN VALUE

Extra EU-27 yarns and threads' main suppliers, in value
2022-2023



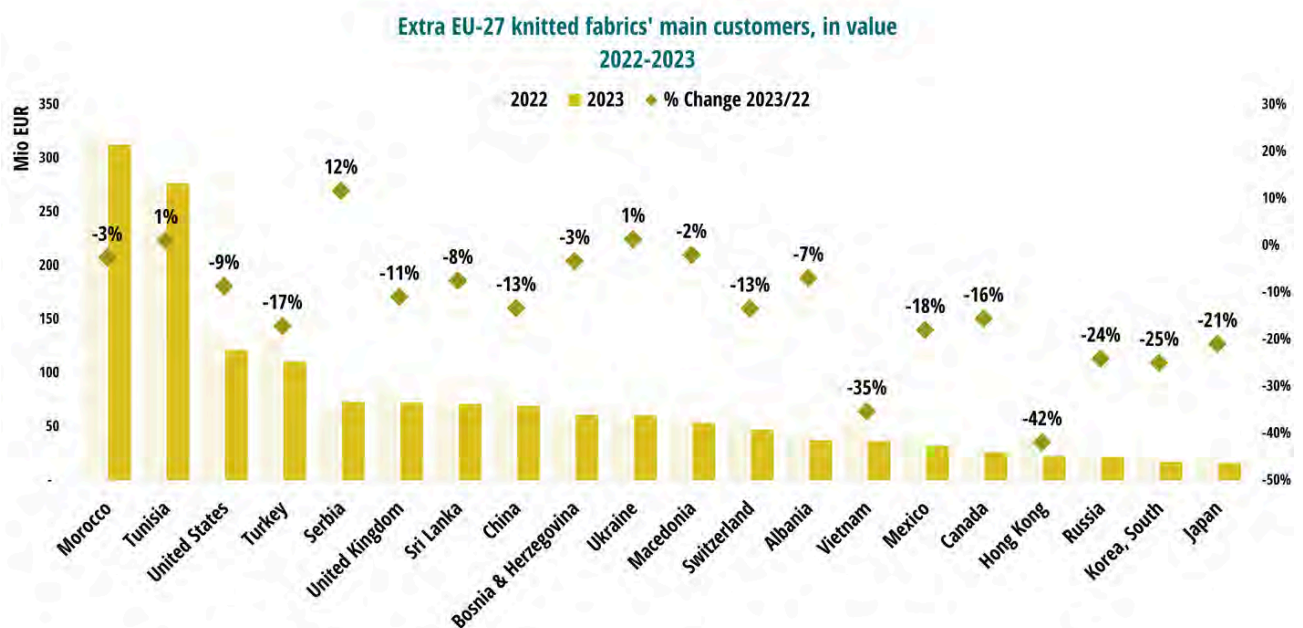
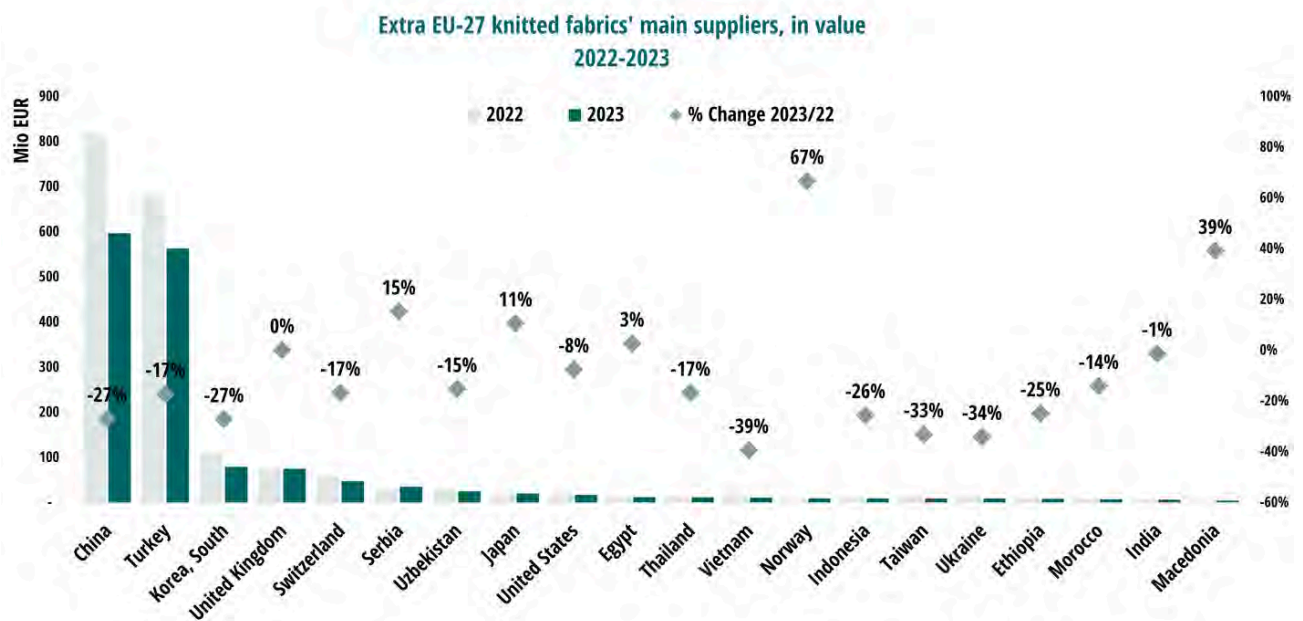
Extra EU-27 yarns and threads' main customers, in value
2022-2023



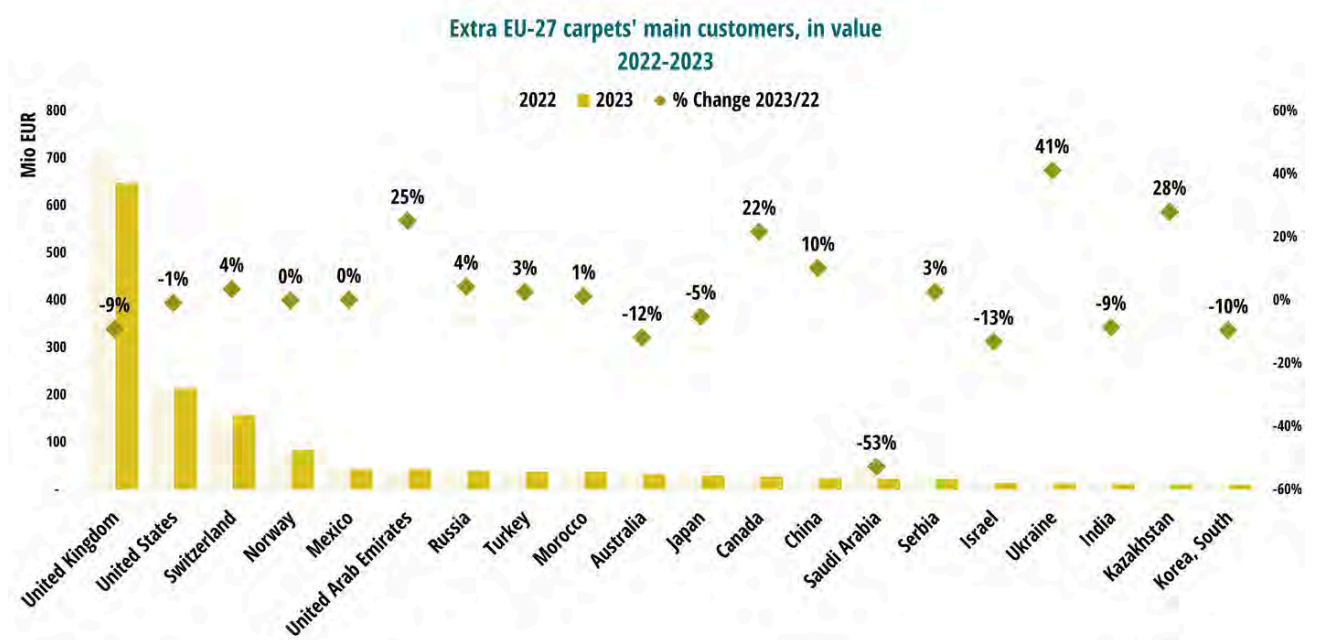
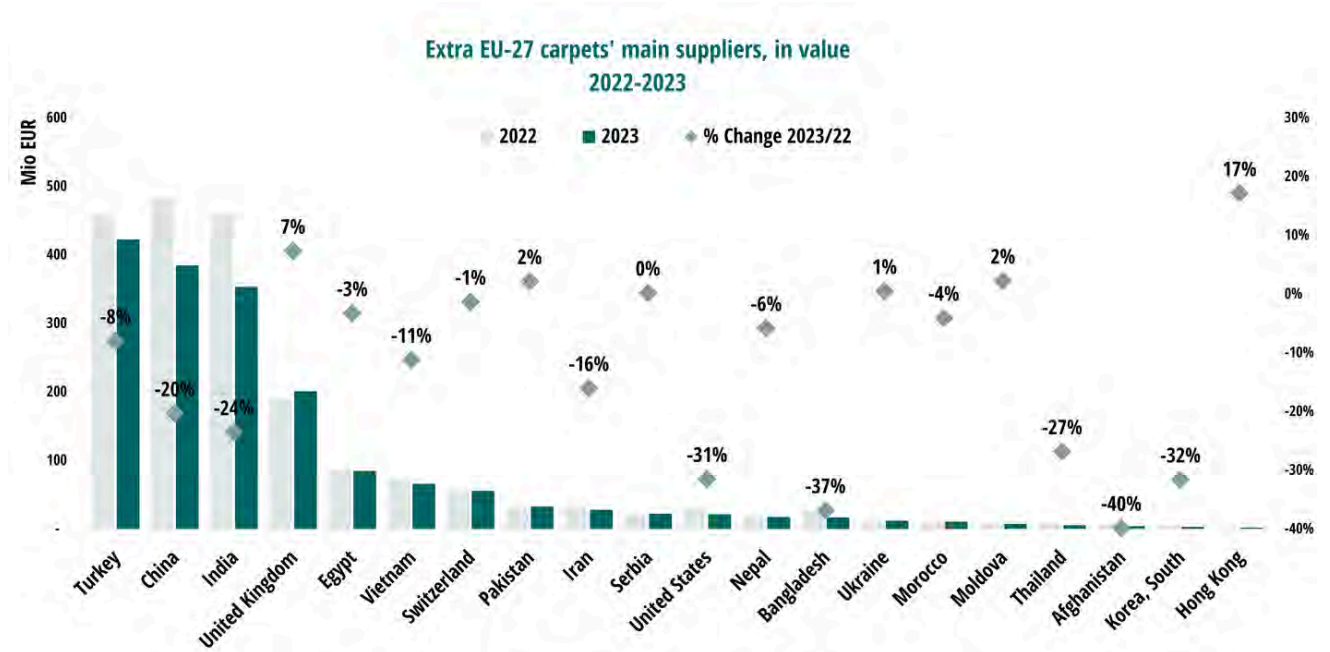
WOVEN FABRICS' MAIN PARTNERS, IN VALUE



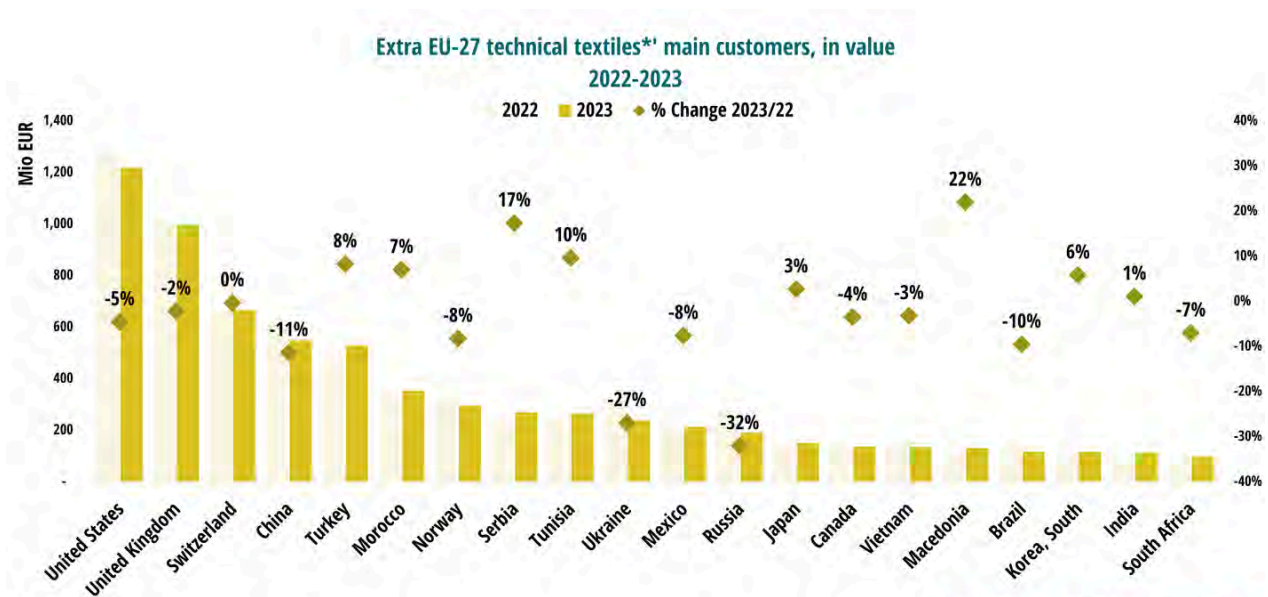
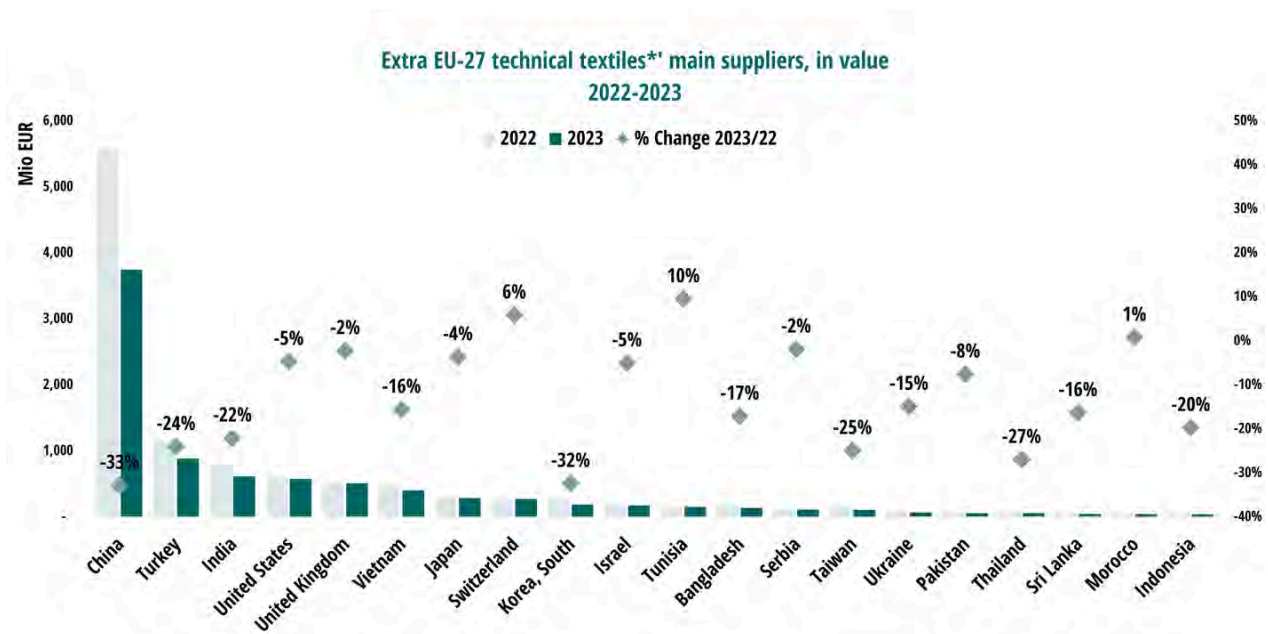
KNITTED FABRICS' MAIN PARTNERS, IN VALUE



CARPETS' MAIN PARTNERS, IN VALUE

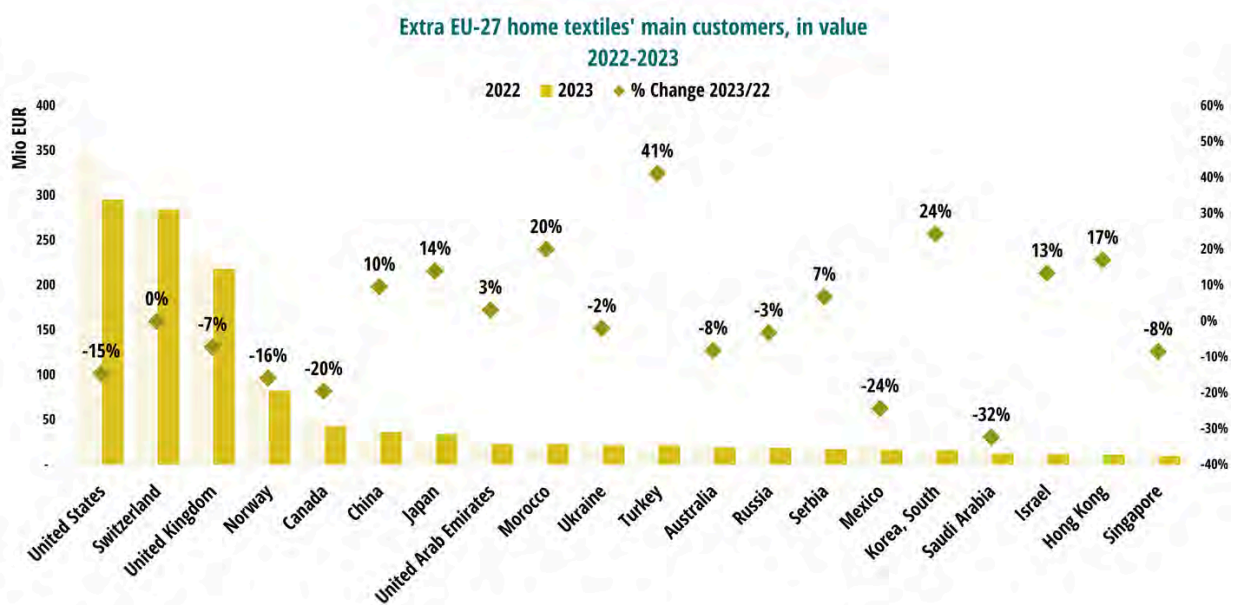
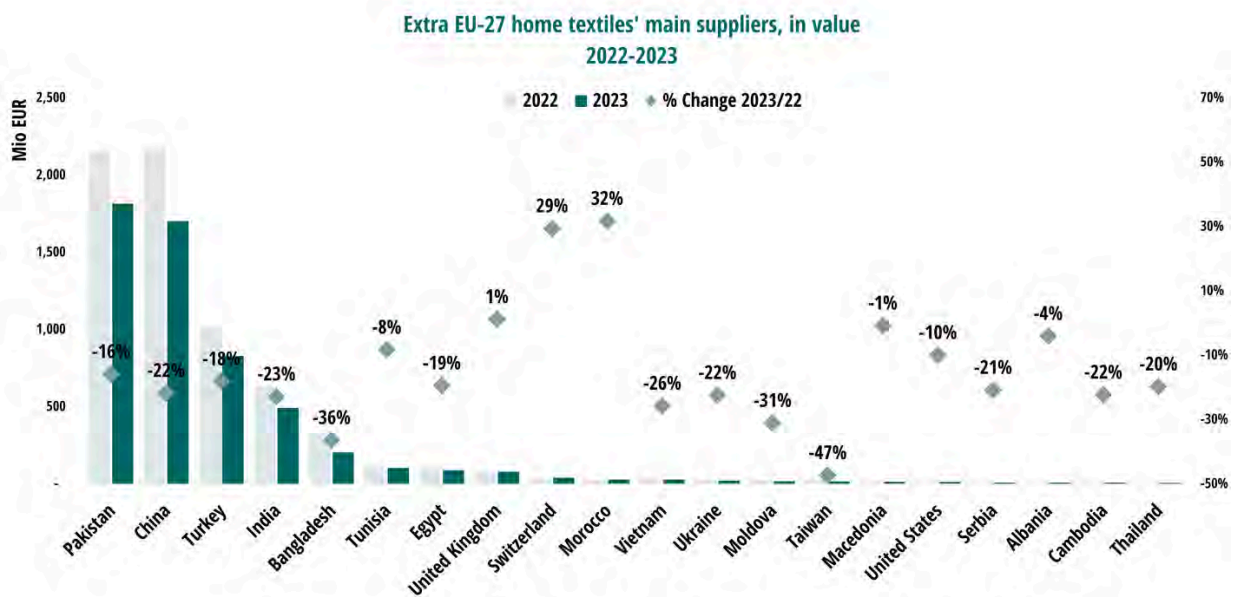


TECHNICAL TEXTILES*' MAIN PARTNERS, IN VALUE



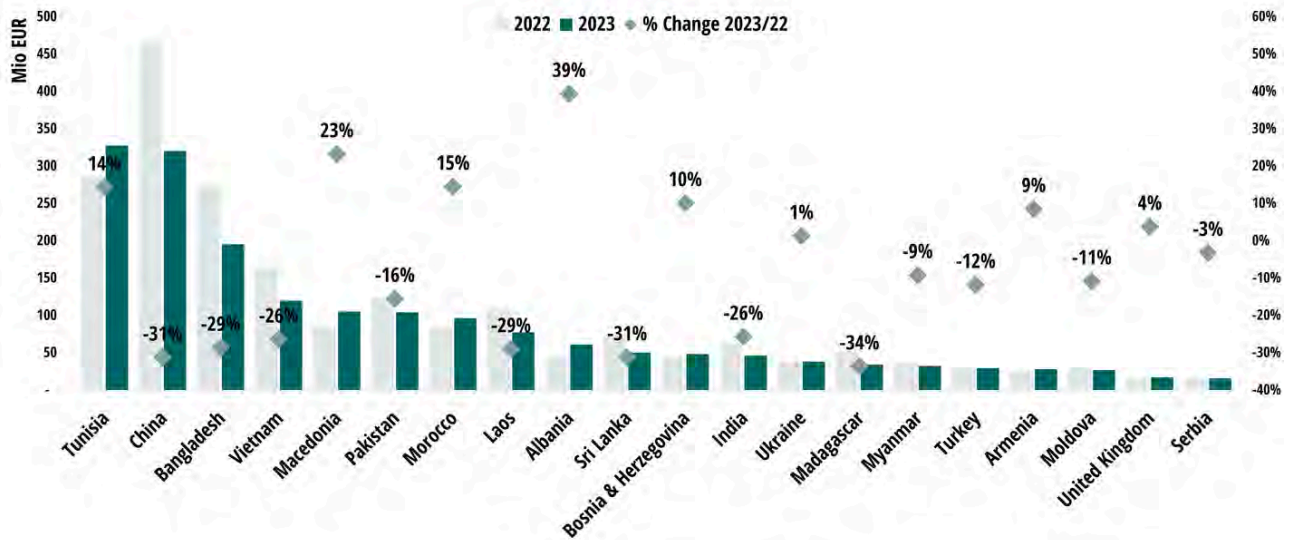
* excl. Other Textiles outside HS chapters 50-63

HOME TEXTILES' MAIN PARTNERS, IN VALUE

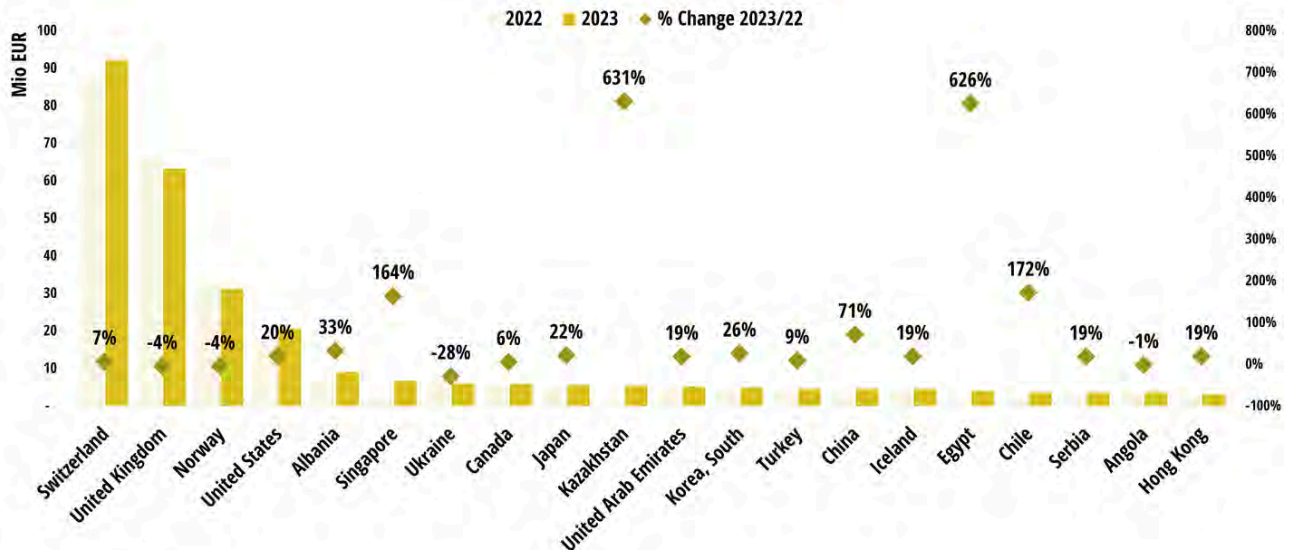


WORKWEAR MAIN PARTNERS, IN VALUE

Extra EU-27 workwear main suppliers, in value
2022-2023



Extra EU-27 workwear main customers, in value
2022-2023

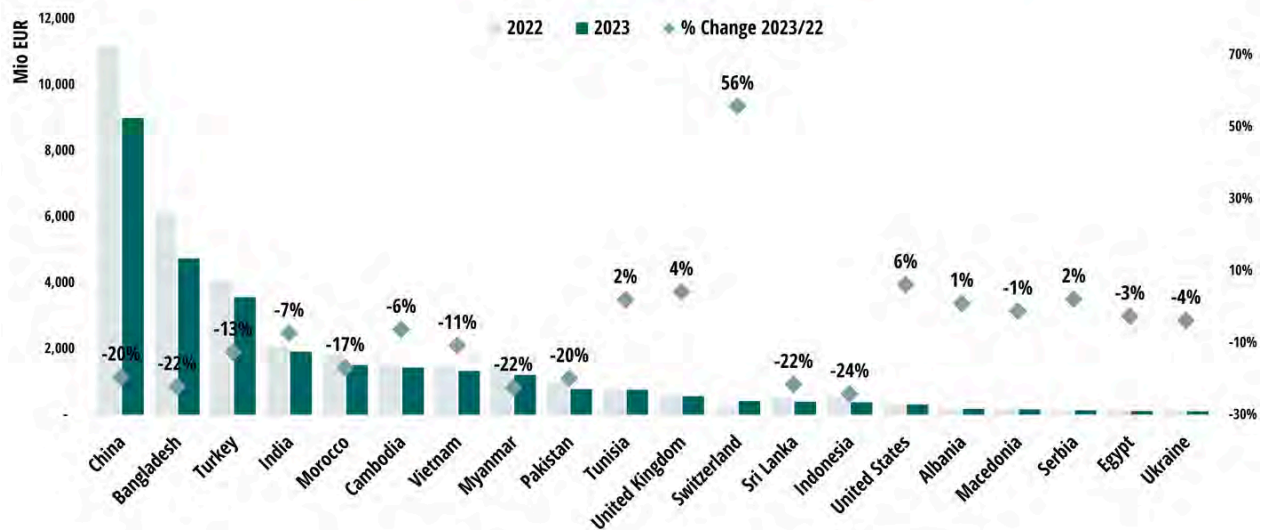


MEN'S CLOTHING MAIN PARTNERS, IN VALUE

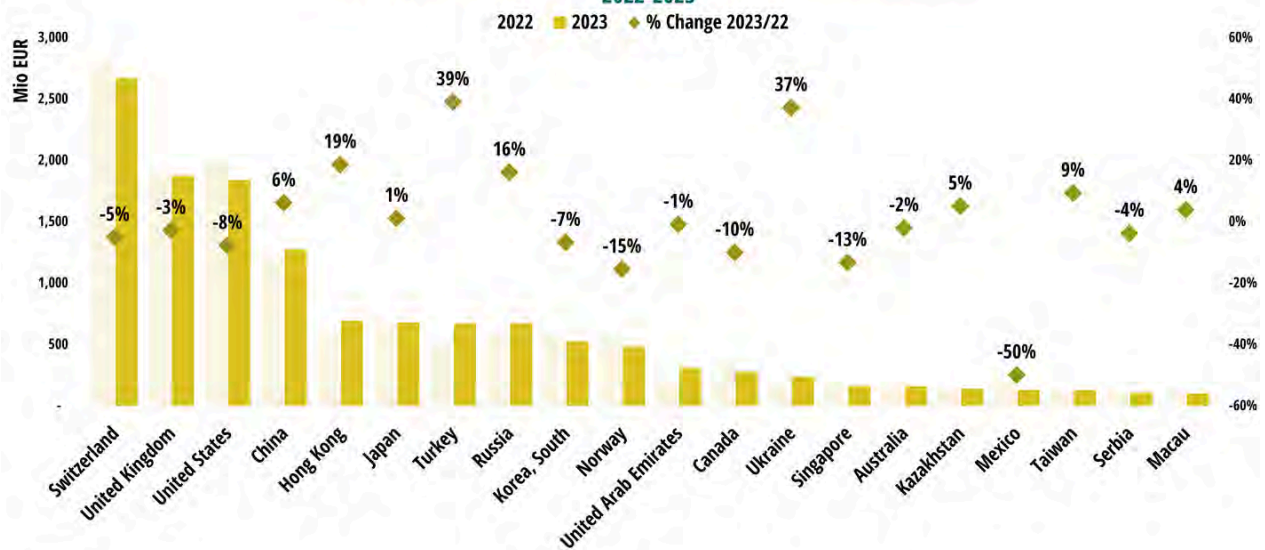


WOMEN'S CLOTHING MAIN PARTNERS, IN VALUE

Extra EU-27 women's clothing (incl. workwear) main suppliers, in value
2022-2023

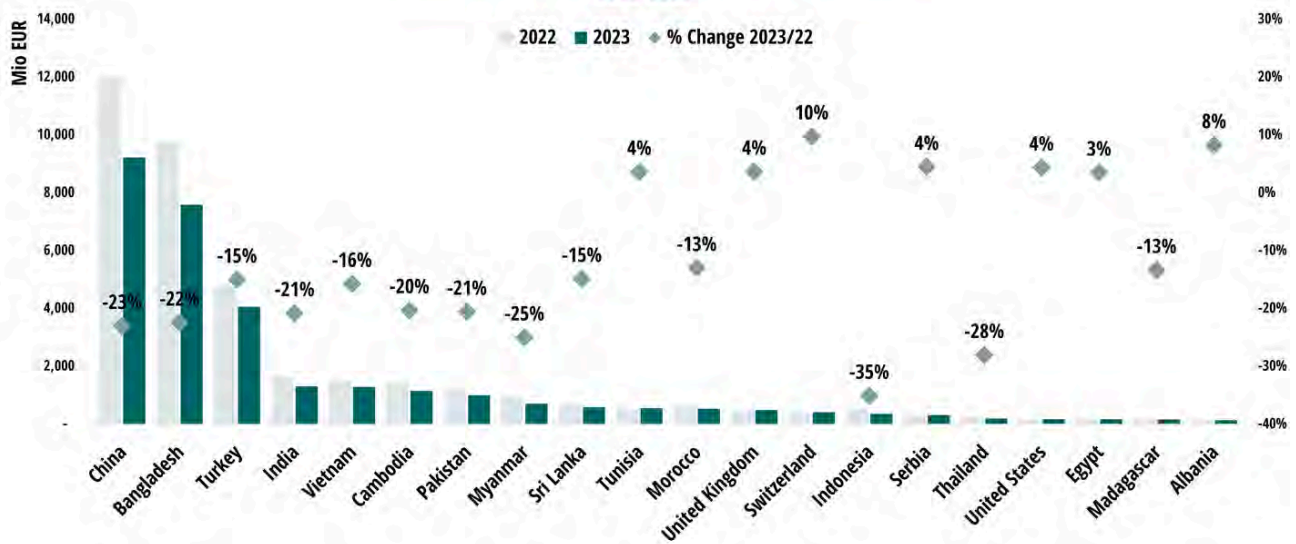


Extra EU-27 women's clothing (incl. workwear) main customers, in value
2022-2023

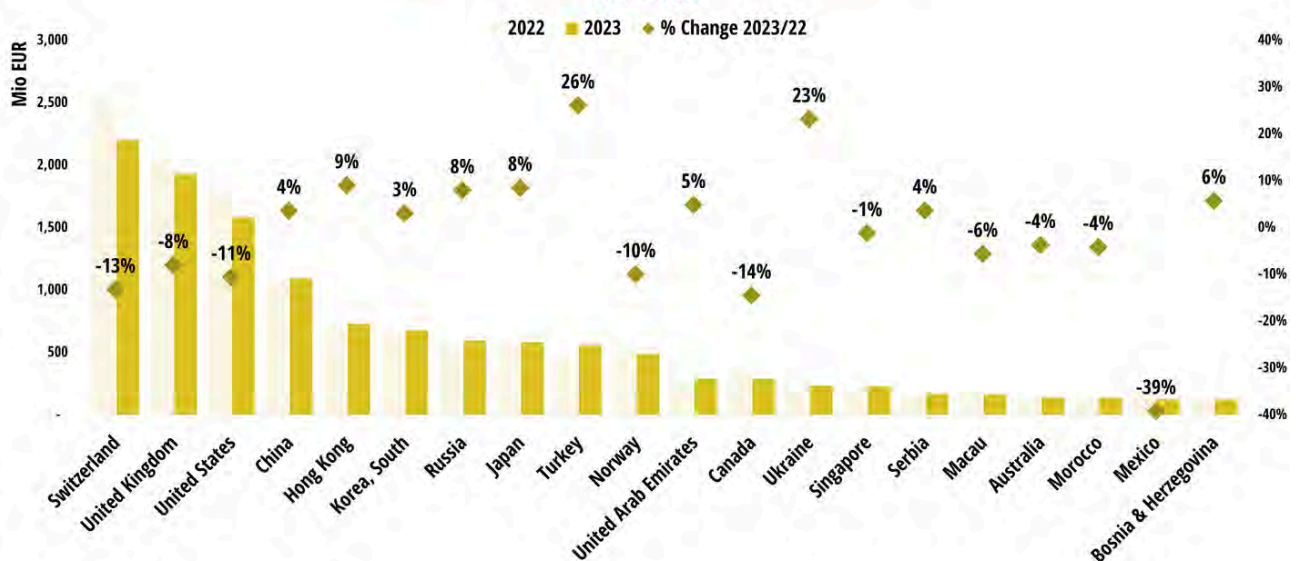


OTHER GARMENTS* MAIN PARTNERS, IN VALUE

Extra EU-27 other garments*¹ main suppliers, in value
2022-2023



Extra EU-27 other garments*¹ main customers, in value
2022-2023



* Knitted and woven articles, including babies' garment, t-shirts, hosiery and clothing accessories

Unless specified, EU refers to EU27

Source: EURATEX, based on IHS

EXTRA EU-27 TRADE BY MAIN PARTNERS

2014 - 2023 YEARLY
EVOLUTION &
ANALYSIS BY
PRODUCT FAMILY
BY COUNTRY & REGION

AUSTRALIA


EU-27 yearly evolution of T&C trade

Australia	IMPORTS			EXPORTS			TRADE BALANCE		
Unit : €	TEXTILE	CLOTHING	TOTAL	TEXTILE	CLOTHING	TOTAL	TEXTILE	CLOTHING	TOTAL
Year									
2014	184,091,243	8,002,397	192,093,640	213,711,852	189,099,205	402,811,057	29,620,608	181,096,808	210,717,416
2015	167,785,512	8,282,836	176,068,348	231,135,679	220,744,162	451,879,841	63,350,167	212,461,326	275,811,493
2016	209,739,820	8,504,389	218,244,209	225,110,235	243,622,823	468,733,058	15,370,415	235,118,434	250,488,849
2017	262,941,404	11,764,259	274,705,663	237,775,189	258,429,691	496,204,880	-25,166,214	246,665,432	221,499,218
2018	295,236,093	14,355,778	309,591,871	227,661,381	266,738,403	494,399,784	-67,574,710	252,382,625	184,807,915
2019	222,310,256	15,303,941	237,614,197	220,666,231	282,077,235	502,743,466	-1,644,023	266,773,294	265,129,271
2020	111,040,294	19,317,834	130,358,128	240,419,378	238,734,362	479,153,740	129,379,084	219,416,528	348,795,612
2021	149,949,292	33,671,390	183,620,682	262,537,714	296,086,398	558,624,112	112,588,422	262,415,008	375,003,430
2022	236,644,063	42,858,088	279,502,151	266,022,233	383,814,383	649,836,616	29,378,172	340,956,295	370,334,467
2023	181,913,093	50,063,311	231,976,404	222,818,806	380,809,060	603,627,866	40,905,711	330,745,749	371,651,460

**EXTRA EU-27 Evolution of T&C trade
Australia**


AUSTRALIA



EU-27 (External Trade) Textile and Clothing Trade

Country : Australia		IMPORTS			EXPORTS			Coverage E/I	
Unit : 1000 €		2022	2023	Evol. %	2022	2023	Evol. %	2022	2023
Natural fibers		228,370	176,081	-22.9	3,853	4,161	8.0	2	2
Silk		2	0	-84.1	0	16	22698.0	4	5,035
o.w. raw silk		2			4				
Wool, fine or coarse animal hair		225,167	175,844	-21.9	1,177	2,200	87.0	1	1
o.w. wool, not carded or combed		219,035	171,843	-21.5	0	4	863.3	-	-
o.w. wool and fine or coarse animal hair		3,438	2,448	-28.8	46	51	11.5	1	2
Cotton		3,201	237	-92.6	82	116	40.1	3	49
Other vegetable fibres		0	0	-98.1	2,594	1,828	-29.5	4,792,115	182,361,991
o.w. flax					1,233	908	-26.4		
Man-made fibres		46	75	63.2	3,400	3,824	12.5	7,397	5,098
Synthetic staple & tow		23	15	-34.1	2,479	2,691	8.6	10,904	17,960
Artificial staple & tow		1			747	1,122	50.2	58,809	
Yarns and Threads		37	258	596.4	49,139	24,329	-50.5	132,862	9,446
Silk		1	1	1.0	65	60	-8.6	8,863	8,023
Wool		17	21	23.8	3,255	2,838	-12.8	19,605	13,805
o.w. carded wool, n.p.r.s.		1	0	-99.6	1,202	1,259	4.8	94,820	25,205,795
o.w. combed wool, n.p.r.s.		2	2	-6.8	739	301	-59.3	40,124	17,533
Cotton		10	5	-50.8	2,215	1,561	-29.5	22,163	31,778
o.w. cotton yarn, n.p.r.s.		5	1	-74.2	485	329	-32.2	9,855	25,898
o.w. cotton yarn, p.r.s.		5	4	-28.2	1,730	1,233	-28.8	34,083	33,826
Other - Vegetable yarns		0	1	347.2	204	147	-28.1	160,666	25,830
Man-made filaments yarns		8	196	2277.9	38,010	17,906	-52.9	460,915	9,131
o.w. sewing thread		3	1	-79.9	3,308	2,931	-11.4	123,424	543,751
o.w. synthetic filament yarn		5	107	2149.3	31,109	12,432	-60.0	656,379	11,661
o.w. artificial filament yarn		0			23	72	213.5	19,294	
o.w. synthetic monofilament		1	89	12586.2	3,468	2,451	-29.3	494,684	2,756
Man made spun yarns		1	35	2616.4	5,390	1,817	-66.3	422,134	5,240
o.w. man made spun yarns, n.p.r.s.		0	27	21171.0	5,244	1,755	-66.5	4,204,846	6,614
o.w. man made spun yarns, p.r.s.		1	8	607.5	145	63	-56.7	12,597	772
Woven fabrics		663	675	1.8	38,028	32,828	-13.7	5,735	4,862
Silk		14	9	-35.1	484	316	-34.6	3,504	3,528
Wool		19	26	37.1	3,175	2,403	-24.3	16,494	9,104
o.w. carded wool		10	2	-83.3	1,566	1,174	-25.1	16,449	73,669
o.w. combed wool		9	25	162.4	1,603	1,215	-24.2	16,958	4,900
Cotton		148	127	-14.0	3,724	3,177	-14.7	2,512	2,492
o.w. cotton, unbleached		2	2	-31.5	91	62	-31.8	4,052	4,039
o.w. cotton, dyed		48	2	-95.5	419	814	94.5	870	37,737
o.w. denim fabric		9	2	-75.5	249	220	-11.7	2,834	10,196
Other fabrics		32	42	29.7	4,364	4,006	-8.2	13,545	9,583
o.w. flax		29	37	26.2	4,296	3,932	-8.5	14,688	10,654
Synthetic and artificial filament yarn		199	264	32.7	10,211	9,474	-7.2	5,123	3,582
o.w. synthetic filament yarn		146	253	73.2	9,244	8,646	-6.5	6,341	3,424
o.w. artificial filament yarn		54	12	-77.7	967	828	-14.4	1,806	6,928
Synthetic and artificial staple fibres		42	53	25.3	9,746	7,960	-18.3	23,036	15,008
o.w. containing > 85% of synthetic		15	12	-20.8	6,578	5,545	-15.7	43,221	46,014
o.w. containing < 85% of synthetic		0	0	-22.1	9	27	194.2	3,771	14,248
o.w. containing < 85% synthetic mixed natural fibres					156	121	-22.4		
o.w. other synthetics		10	26	152.9	1,342	1,243	-7.4	13,035	4,774
o.w. artificial staple fibres		17	15	-10.9	1,660	1,023	-38.4	10,034	6,936
Special woven fabrics		208	151	-27.2	6,322	5,479	-13.3	3,040	3,618
o.w. pile fabrics		7	31	335.4	1,668	1,270	-23.8	23,348	4,084
o.w. narrow woven fabrics		121	74	-39.1	2,637	2,180	-17.3	2,173	2,948
o.w. labels, badges		41	12	-69.9	216	377	74.4	530	3,072
o.w. embroidery		7	2	-71.1	143	68	-52.9	1,920	3,127
o.w. handwoven tapestries & quilted products		8	2	-74.0	60	91	51.4	734	4,278
Knitted fabrics		225	153	-31.8	11,773	10,995	-6.6	5,236	7,167
Pile fabrics		27	2	-94.4	1,002	825	-17.7	3,708	54,299
< 30 cm; w 5% or more elastome		62	79	27.7	281	223	-20.7	453	282
> 30 cm; w 5% or more elastome		6	28	396.6	2,509	1,988	-20.8	45,021	7,184
Curtain fabrics and raschel lace		25	4	-84.2	7,063	6,839	-3.2	28,563	175,280
Other fabrics		105	41	-61.1	918	1,119	21.9	870	2,726
Carpets		336	335	-0.2	37,041	32,661	-11.8	11,028	9,739
Knotted carpets		9	7	-22.4	1,470	1,080	-26.5	16,189	15,318
Woven carpets		13	25	84.6	8,836	7,225	-18.2	66,166	29,309
Tufted carpets		170	218	27.9	20,620	16,310	-20.9	12,118	7,494
Carpets of felt			1		4,173	4,404	5.5		621,155
Technical textiles (excl. Woven fabrics)*		7,553	8,087	7.1	217,293	217,004	-0.1	2,877	2,683
Wadding, felt, nonwovens, rubber thread, twine, cordage, etc.		3,777	1,540	-59.2	37,745	38,413	1.8	999	2,495
o.w. felt		15	9	-40.3	1,082	978	-9.6	6,994	10,597
o.w. nonwovens		3,589	1,183	-67.1	18,603	17,366	-6.7	518	1,468
o.w. special yarn		0	5	88192.5	388	418	7.5	6,472,750	7,884
o.w. twine, rope		108	105	-2.4	10,546	10,401	-1.4	9,765	9,863
o.w. nets		3	103	3638.3	4,326	5,834	34.9	156,966	5,663
Impregnated, coated, etc., textile fabrics		471	639	35.5	32,632	29,919	-8.3	6,921	4,682
o.w. tyre cord fabric		32	47	48.2	12	51	309.3	40	109
o.w. fabrics impregnated, coated etc.		259	179	-30.7	8,612	6,642	-22.9	3,326	3,704
o.w. textile products, articles for technical uses		101	198	95.7	17,933	17,151	-4.4	17,760	8,681
Other made up textile articles		3,296	5,905	79.1	146,876	148,665	1.2	4,456	2,518
o.w. sacks and bags		53	16	-69.5	1,120	398	-64.5	2,126	2,478

AUSTRALIA



EU-27 (External Trade) Textile and Clothing Trade

Country : Australia		IMPORTS			EXPORTS			Coverage E/I	
Unit : 1000 €		2022	2023	Evol. %	2022	2023	Evol. %	2022	2023
o.w. tarpaulins, sunblinds & alike		780	300	-61.6	7,933	8,192	3.3	1,017	2,733
o.w. other : floorcloths, dishcloths etc		900	688	-23.6	21,044	16,435	-21.9	2,338	2,390
o.w. medical textiles*		492	2,614	431.9	70,713	81,850	15.7	14,387	3,131
o.w. glass fibers and articles thereof*		654	536	-18.0	9,247	7,769	-16.0	1,414	1,449
o.w. sanitary towels, tampons and napkins*		42	35	-16.4	3,593	3,022	-15.9	8,534	8,589
o.w. other textiles (outside CH 50-63)*		384	1,719	348.0	33,266	31,005	-6.8	8,669	1,803
Worn clothing and other worn articles		240	421	75.0	782	788	0.8	325	187
Home textiles		574	484	-15.6	21,110	19,388	-8.2	3,681	4,003
Bedlinen, table, toilet and kitchen linen		215	256	19.0	12,321	9,777	-20.6	5,729	3,819
o.w. Bedlinen, woven		57	93	62.6	8,088	6,548	-19.0	14,079	7,010
o.w. toilet linen		129	125	-3.2	3,392	2,459	-27.5	2,632	1,971
o.w. table linen, woven		10	23	137.2	780	717	-8.0	7,906	3,066
Curtains		97	26	-73.4	3,431	5,083	48.2	3,519	19,625
Other furnishing articles		168	61	-63.7	1,348	1,440	6.8	804	2,365
Workwear		139	218	56.5	2,612	2,042	-21.8	1,878	939
Men's ensembles		2	70	3228.9	110	211	91.9	5,240	302
Men's jackets		8	2	-78.7	493	238	-51.7	6,505	14,793
Men's trousers		10	21	105.8	1,046	885	-15.3	10,434	4,292
Men's overalls		4	1	-86.7	102	62	-39.7	2,273	10,341
Other men's workwear		36	35	-2.9	175	244	39.1	493	707
Women's ensembles		1	7	-9.8	21	13	-37.5	1,810	511
Women's jackets		7	41	46.8	221	33	-84.9	3,057	406
Women's trousers		28	2	-92.9	236	167	-29.2	841	74
Women's overalls		1	2	3.9	20	1	-94.4	1,377	455
Other women's workwear		41	41	-0.2	188	188	0.2	454	993
Men's Clothing (incl. workwear)		7,917	8,291	4.7	76,781	82,304	7.2	970	620
Overcoats		2,071	2,811	35.7	14,966	17,430	16.5	723	572
o.w. woven		1,927	2,645	37.3	12,574	15,132	20.3	653	3,845
Suits		100	149	48.0	5,151	5,710	10.8	5,132	4,017
o.w. woven		87	140	61.2	4,843	5,619	16.0	5,581	1,115
Ensembles		37	106	184.2	505	1,184	134.4	1,351	1,101
o.w. woven		21	92	343.4	365	1,010	176.8	1,763	924
Jackets and blazers		1,284	1,196	-6.8	8,719	11,053	26.8	679	881
o.w. woven		1,128	1,076	-4.6	7,708	9,477	22.9	683	1,118
Trousers		2,081	1,925	-7.5	24,699	21,519	-12.9	1,187	1,316
o.w. woven		1,504	1,390	-7.5	19,813	18,295	-7.7	1,317	1,529
Shirts		1,589	1,284	-19.2	15,639	19,628	25.5	984	908
o.w. woven		1,392	1,109	-20.4	8,884	10,070	13.3	638	500
Underpants, briefs, etc.		292	269	-8.1	2,307	1,344	-41.8	789	729
o.w. knitted		162	143	-12.2	973	1,040	6.9	599	263
Swimwear		266	360	35.5	803	948	18.1	302	1,806
Tracksuits		87	122	40.7	2,101	2,208	5.1	2,418	594
Women's Clothing (incl. workwear)		21,736	27,024	24.3	163,803	160,550	-2.0	754	905
Overcoats		2,116	3,074	45.2	23,260	27,806	19.5	1,099	813
o.w. woven		1,897	2,926	54.3	19,819	23,791	20.0	1,045	712
Suits		234	196	-16.5	1,242	1,394	12.3	530	763
o.w. woven		193	127	-33.9	909	972	6.9	472	1,740
Ensembles		91	72	-20.1	1,409	1,260	-10.5	1,555	2,626
o.w. woven		51	45	-10.6	1,267	1,195	-5.7	2,488	1,010
Jackets		1,238	1,499	21.1	15,265	15,143	-0.8	1,233	961
o.w. woven		1,150	1,370	19.2	13,315	13,164	-1.1	1,158	302
Skirts and dresses		10,372	13,872	33.7	38,530	41,954	8.9	371	322
o.w. woven		7,323	10,123	38.2	30,576	32,549	6.5	418	712
Trousers		2,908	3,666	26.0	30,493	26,087	-14.4	1,048	694
o.w. woven		2,352	2,974	26.4	24,438	20,641	-15.5	1,039	882
Blouses		1,280	1,490	16.5	15,125	13,141	-13.1	1,182	960
o.w. woven		924	1,168	26.4	13,122	11,204	-14.6	1,421	612
Slips, petticoats, etc.		428	388	-9.3	2,202	2,376	7.9	514	1,421
o.w. knitted		212	123	-41.9	1,623	1,747	7.7	767	144
Swimwear		1,606	1,676	4.4	1,989	2,415	21.4	124	526
Tracksuits		1,173	555	-52.7	4,466	2,920	-34.6	381	1,222
Others (knitted and woven)		11,413	11,266	-1.3	143,037	137,687	-3.7	1,253	737
Babies' garments		1,055	664	-37.1	5,960	4,891	-17.9	565	728
o.w. knitted or crocheted		674	513	-23.9	4,306	3,735	-13.3	639	1,246
T-shirts		1,920	2,012	4.8	28,049	25,078	-10.6	1,461	1,142
Jerseys, pullovers, cardigans		3,680	3,696	0.4	41,797	42,198	1.0	1,136	1,082
Special garments		1,271	1,073	-15.6	14,072	11,612	-17.5	1,107	1,340
o.w. woven		1,011	814	-19.5	13,073	10,913	-16.5	1,293	456
Other garments, knitted or crocheted		2,169	2,140	-1.3	12,096	9,768	-19.2	558	1,071
Gloves		69	240	247.5	2,591	2,573	-0.7	3,747	4,326
Ties, bow ties, and cravats		61	76	24.6	2,881	3,305	14.7	2,055	2,995
Shawls, scarves, mufflers, mantillas, etc		420	433	3.0	8,632	12,963	50.2	4,023	3,516
Pantyhose, tights, stockings, socks, etc		203	231	13.8	8,167	8,126	-0.5	1,927	1,339
Brassières, girdles, corsets, etc.		334	475	42.2	6,429	6,355	-1.2	6,459	5,153
Other accessories		202	216	7.0	13,024	11,121	-14.6		
Total Textiles (CH 50-60 + 63 + others*)		238,215	186,817	-21.6	382,841	346,481	-9.5	161	122
Total Textile - (CH 50-60 + 63)		236,644	181,912	-23.1	266,022	222,835	-16.2	112	761
Total Clothing - (CH 61+62)		42,858	50,038	16.8	383,814	380,812	-0.8	896	260
Total (CH 50-63)		279,502	231,950	-17.0	649,837	603,647	-7.1	232	185

* including technical textiles from HS chapters 30, 39, 40, 48, 68, 69, 70 and 96

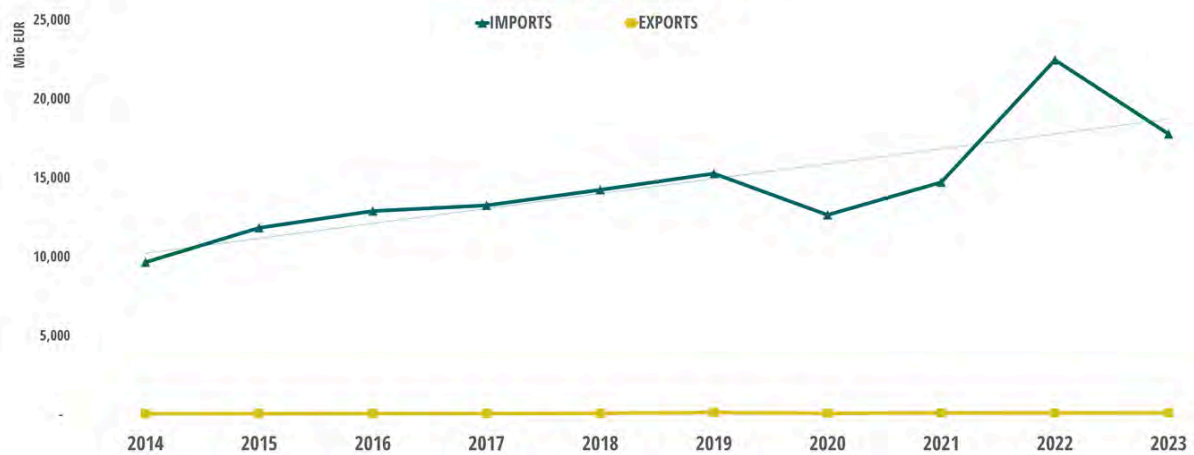
BANGLADESH



EU-27 yearly evolution of T&C trade

Bangladesh	IMPORTS			EXPORTS			TRADE BALANCE		
	TEXTILE	CLOTHING	TOTAL	TEXTILE	CLOTHING	TOTAL	TEXTILE	CLOTHING	TOTAL
Unit : €									
Year									
2014	307,118,148	9,365,156,732	9,672,274,880	80,853,016	3,055,458	83,908,474	-226,265,131	-9,362,101,274	-9,588,366,405
2015	313,410,612	11,536,343,266	11,849,753,878	85,549,652	4,298,400	89,848,052	-227,860,961	-11,532,044,866	-11,759,905,827
2016	328,548,216	12,587,508,003	12,914,056,219	91,930,586	4,539,819	96,470,405	-234,617,630	-12,582,968,184	-12,817,585,814
2017	347,623,438	12,927,045,119	13,274,668,557	94,794,364	1,249,684	96,044,048	-252,829,074	-12,925,795,435	-13,178,624,509
2018	347,387,863	13,916,320,523	14,263,708,386	109,289,163	1,892,693	111,181,856	-238,098,701	-13,914,427,831	-14,152,526,532
2019	332,965,033	14,961,020,486	15,293,985,519	166,428,115	1,930,825	168,358,940	-166,536,917	-14,959,089,661	-15,125,626,578
2020	349,178,239	12,322,608,008	12,671,786,247	102,173,564	2,675,494	104,849,058	-247,004,675	-12,319,932,514	-12,566,937,189
2021	444,517,088	14,295,044,259	14,739,561,347	134,550,118	952,917	135,503,035	-309,966,970	-14,294,091,342	-14,604,058,312
2022	571,560,434	21,910,198,158	22,481,758,592	126,711,206	2,347,868	129,059,074	-444,849,230	-21,907,850,291	-22,352,699,521
2023	384,102,737	17,410,463,937	17,794,566,674	136,283,800	5,196,487	141,480,287	-247,818,939	-17,405,267,450	-17,653,086,389

EXTRA EU-27 Evolution of T&C trade Bangladesh



BANGLADESH



EU-27 (External Trade) Textile and Clothing Trade

Country : Bangladesh	IMPORTS			EXPORTS			COVERAGE E/I	
	2022	2023	Evol. %	2022	2023	Evol. %	2022	2023
Unit : 1000 €								
Natural fibers	6,334	2,618	-58.7	48,426	59,890	23.7	765	2,288
Silk								
Wool, fine or coarse animal hair	1	1	7.9	35	0	-100.0	5,246	1
o.w. wool, not carded or combed	0							
o.w. wool and fine or coarse animal hair	0	1	42.2	35	0	-100.0	7,843	-
Cotton	1,042	772	-26.0	40,918	44,126	7.8	3,927	5,719
Other vegetable fibres	5,291	1,846	-65.1	7,472	15,765	111.0	141	854
o.w. flax				7,458	15,691	110.4		
Man-made fibres	29	224	660.0	1,511	799	-47.1	5,133	357
Synthetic staple & tow	0	191	47776.7	80	22	-73.0	20,171	11
Artificial staple & tow	0	0	46.1	1,089	642	-41.1	353,572	142,699
Yarns and Threads	22,354	12,361	-44.7	8,600	10,277	19.5	38	83
Silk	0	20	13424.5	3			2,178	
Wool	3	1	-66.7	2,771	2,945	6.3	88,684	282,925
o.w. carded wool, n.p.r.s.		0		2,496	2,077	-16.8		2,884,202
o.w. combed wool, n.p.r.s.	2	0	-92.7	261	812	211.0	12,366	525,437
Cotton	3	6	126.7	320	1,983	520.6	11,658	31,917
o.w. cotton yarn, n.p.r.s.	1	4	215.8	315	1,946	518.6	24,719	48,418
o.w. cotton yarn, p.r.s.	1	2	49.4	5	37	647.6	337	1,688
Other - Vegetable yarns	22,183	12,296	-44.6	23	4	-82.3	-	-
Man-made filaments yarns	162	33	-79.4	1,721	1,912	11.1	1,065	5,748
o.w. sewing thread	2	32	1688.5	1,538	1,813	17.9	86,166	5,678
o.w. synthetic filament yarn	135	0	-99.7	114	59	-48.3	84	14,462
o.w. artificial filament yarn	0	0	-17.4	16			16,892	
o.w. synthetic monofilament	0	1	1640.9	53	40	-25.0	109,174	4,702
Man made spun yarns	3	5	57.8	3,762	3,433	-8.8	116,662	67,449
o.w. man made spun yarns, n.p.r.s.	0	2	855.5	3,530	3,323	-5.9	1,441,647	142,035
o.w. man made spun yarns, p.r.s.	3	3	-7.7	232	110	-52.7	7,792	3,994
Woven fabrics	13,840	9,284	-32.9	19,940	23,125	16.0	144	249
Silk	25	11	-54.3	0	201	1649563.8	-	1,777
Wool	2	1	-54.3	1,488	2,252	51.4	77,617	257,281
o.w. carded wool	2	0	-87.6	1,166	1,109	-4.9	64,303	493,556
o.w. combed wool	0	1	511.3	322	1,143	255.1	310,341	180,292
Cotton	1,249	1,495	19.7	8,067	6,373	-21.0	646	426
o.w. cotton, unbleached	115	153	32.5	84	2	-97.7	73	1
o.w. cotton, dyed	118	271	128.9	2,713	3,679	35.6	2,294	1,359
o.w. denim fabric	277	51	-81.4	2,681	568	-78.8	968	1,103
Other fabrics	12,015	7,375	-38.6	391	771	96.9	3	10
o.w. flax	1	217	27614.9	391	771	96.9	49,971	355
Synthetic and artificial filament yarn	51	70	38.5	2,102	2,099	-0.2	4,137	2,982
o.w. synthetic filament yarn	49	68	39.9	2,045	2,039	-0.3	4,187	2,984
o.w. artificial filament yarn	2	2	4.1	57	60	4.8	2,904	2,925
Synthetic and artificial staple fibres	101	28	-72.2	4,597	8,190	78.2	4,553	29,203
o.w. containing > 85% of synthetic	1	1	15.1	690	854	23.9	60,394	65,029
o.w. containing < 85% of synthetic	18	2	-90.7	228	541	137.6	1,273	32,496
o.w. containing < 85% synthetic mixed natural fibres	67	0	-99.5	923	1,330	44.0	1,375	387,745
o.w. other synthetics	7	5	-28.4	2,441	2,658	8.9	33,778	51,388
o.w. artificial staple fibres	8	20	158.7	315	2,807	789.8	4,174	14,357
Special woven fabrics	358	298	-16.6	3,294	3,239	-1.6	921	1,087
o.w. pile fabrics	6	4	-41.1	242	192	-20.8	4,043	5,437
o.w. narrow woven fabrics	96	109	12.8	1,428	1,170	-18.1	1,483	1,077
o.w. labels, badges	203	132	-35.3	1,495	1,610	7.7	735	1,224
o.w. embroidery	9	7	-23.6	45	36	-21.0	505	522
o.w. handwoven tapestries & quilted products	0	0	56.5	0	133	379530.4	11	27,172
Knitted fabrics	908	555	-38.9	3,932	3,110	-20.9	433	560
Pile fabrics	771	15	-98.0	171	130	-23.7	22	844
< 30 cm; w 5% or more elastome	10	1	-88.0	191	136	-28.7	1,986	11,844
> 30 cm; w 5% or more elastome	10	142	1328.8	1,000	361	-63.9	10,051	254
Curtain fabrics and raschel lace	18	28	51.5	1,247	1,027	-17.7	6,845	3,720
Other fabrics	99	369	272.5	1,322	1,455	10.1	1,336	395
Carpets	26,970	17,040	-36.8	172	66	-61.5	1	-
Knotted carpets	2	34	1845.3	62	2	-97.0	3,531	5
Woven carpets	24,672	15,880	-35.6	23	3	-85.5	-	-
Tufted carpets	215	57	-73.5	45	54	19.2	21	94
Carpets of felt	0							
Technical textiles (excl. Woven fabrics)*	162,755	135,432	-16.8	13,639	19,694	44.4	8	15
Wadding, felt, nonwovens, rubber thread, twine, cordage, etc.	1,592	1,583	-0.5	1,564	2,034	30.1	98	128
o.w. felt	16	56	245.4	264	500	89.0	1,637	896
o.w. nonwovens	199	13	-93.3	645	951	47.4	325	7,160
o.w. special yarn	18	0	-99.6	414	21	-94.9	2,295	27,233
o.w. twine, rope	1,032	1,137	10.2	32	114	256.1	3	10
o.w. nets	24	6	-73.5	19	206	989.2	78	3,209
Impregnated, coated, etc., textile fabrics	133	105	-21.0	8,791	12,913	46.9	6,615	12,305
o.w. tyre cord fabric		0		193	372	92.3		4,396,095
o.w. fabrics impregnated, coated etc.	31	96	209.9	5,269	7,241	37.4	16,967	7,524
o.w. textile products, articles for technical uses	21	8	-62.8	1,857	2,320	24.9	8,981	30,129
Other made up textile articles	160,532	132,544	-17.4	3,284	4,747	44.6	2	4
o.w. sacks and bags	76,596	53,397	-30.3	87	58	-13.6	-	-

BANGLADESH



EU-27 (External Trade) Textile and Clothing Trade

Country : Bangladesh		IMPORTS			EXPORTS			COVERAGE E/I	
Unit : 1000 €		2022	2023	Evol. %	2022	2023	Evol. %	2022	2023
o.w. tarpaulins, sunblinds & alike		61,802	61,489	-0.5	17	2	-90.1	-	-
o.w. other : floorcloths, dishcloths etc		20,529	16,541	-19.4	388	1,478	281.1	2	9
o.w. medical textiles*		0	1	97.1	1,062	631	-40.5	240,933	72,701
o.w. glass fibers and articles thereof*		73	22	-69.5	257	691	168.9	354	3,125
o.w. sanitary towels, tampons and napkins*		0	0	6145.6		2			895
o.w. other textiles (outside CH 50-63)*		2,030	2,294	13.0	1,492	1,884	26.3	73	82
Worn clothing and other worn articles		18,607	4,212	-77.4	3	9	170.6	-	-
Home textiles		321,833	204,627	-36.4	286	1,444	405.5	-	1
Bedlinen, table, toilet and kitchen linen		299,922	189,846	-36.7	6	1,199	21481.6	-	1
o.w. Bedlinen, woven		204,715	130,665	-36.2	0	0	338.4	-	-
o.w. toilet linen		88,845	54,651	-38.5	0	1,065	20538517.4	-	2
o.w. table linen, woven		5,010	3,782	-24.5	0	134	13361612.4	-	4
Curtains		7,197	5,235	-27.3	2	1	-65.8	-	-
Other furnishing articles		9,631	7,347	-23.7	3	0	-90.2	-	-
Workwear		273,641	195,347	-28.6	28	60	109.1	-	-
Men's ensembles		6,175	1,485	-75.9	0	0	291.6	-	-
Men's jackets		14,468	12,919	-10.7	0	0	891.8	-	-
Men's trousers		202,303	140,645	-30.5	28	0	-99.9	-	-
Men's overalls		17,162	14,427	-15.9	0	0	917.1	-	-
Other men's workwear		15,869	11,537	-27.3	0			-	-
Women's ensembles		138	160	16.2	0	23	325707.5	-	14
Women's jackets		1,389	2,061	48.4	0	0		-	-
Women's trousers		5,831	4,308	-26.1	0	0	207.7	-	-
Women's overalls		492	376	-23.5				-	-
Other women's workwear		9,813	7,429	-24.3	0	36	662295.5	-	-
Men's Clothing (incl. workwear)		6,040,442	5,089,185	-15.7	190	133	-29.8	-	-
Overcoats		630,496	496,980	-21.2	128	97	-24.0	-	-
o.w. woven		504,719	398,403	-21.1	128	97	-24.2	-	-
Suits		11,410	13,270	16.3	0	0	902.4	-	-
o.w. woven		8,512	11,010	29.3	0	0	902.4	-	-
Ensembles		33,788	25,815	-23.6	0	4	4259.8	-	-
o.w. woven		10,329	8,442	-18.3	0	0	242.9	-	-
Jackets and blazers		134,364	127,772	-4.9	0	0	-69.0	-	-
o.w. woven		101,746	101,812	0.1	0	0	-80.5	-	-
Trousers		3,159,392	2,595,017	-17.9	33	30	-6.3	-	-
o.w. woven		2,670,358	2,252,693	-15.6	32	30	-6.8	-	-
Shirts		1,443,936	1,322,938	-8.4	27	1	-96.2	-	-
o.w. woven		750,957	731,463	-2.6	2	1	-72.6	-	-
Underpants, briefs, etc.		546,386	435,219	-20.3	2	0	-84.3	-	-
o.w. knitted		508,953	404,809	-20.5	1	0	-94.7	-	-
Swimwear		34,103	34,721	1.8	0	0	-93.3	-	-
Tracksuits		29,642	24,857	-16.1	0	0	180.3	-	-
Women's Clothing (incl. workwear)		6,089,878	4,738,098	-22.2	13	185	1334.2	-	-
Overcoats		619,140	500,682	-19.1	1	0	-44.4	-	-
o.w. woven		411,250	353,080	-14.1	0	0	-41.8	-	-
Suits		2,073	1,739	-16.1	3	0	-99.0	-	-
o.w. woven		1,695	1,346	-20.6	0	0	-56.7	-	-
Ensembles		32,190	25,754	-20.0	3	23	768.0	-	-
o.w. woven		3,025	2,411	-20.3	0	23	171913.1	-	1
Jackets		114,492	119,225	4.1	0	15	4337.7	-	-
o.w. woven		87,502	94,343	7.8	0	15	5328.0	-	-
Skirts and dresses		772,767	640,712	-17.1	1	68	11991.6	-	-
o.w. woven		298,056	264,117	-11.4	0	2	266.0	-	-
Trousers		3,267,692	2,365,514	-27.6	2	39	1844.4	-	-
o.w. woven		1,826,503	1,438,498	-21.2	1	38	3316.2	-	-
Blouses		505,357	433,592	-14.2	0	1	280.6	-	-
o.w. woven		316,651	284,152	-10.3	0	0	36.2	-	-
Slips, petticoats, etc.		651,268	532,769	-18.2	2	2	-8.8	-	-
o.w. knitted		606,899	494,994	-18.4	2	2	-9.9	-	-
Swimwear		45,829	41,522	-9.4	0	0	-98.7	-	-
Tracksuits		61,980	64,488	4.0	1	1	76.3	-	-
Others (knitted and woven)		9,779,285	7,581,265	-22.5	2,145	4,878	127.4	-	-
Babies' garments		749,396	562,466	-24.9	1	0	-59.0	-	-
o.w. knitted or crocheted		607,618	454,862	-25.1	0	0	-35.3	-	-
T-shirts		4,309,936	3,437,216	-20.2	1,116	463	-58.5	-	-
Jerseys, pullovers, cardigans		3,735,546	2,818,396	-24.6	312	3,493	1019.4	-	-
Special garments		344,220	287,049	-16.6	18	32	76.9	-	-
o.w. woven		333,650	278,843	-16.4	11	32	181.5	-	-
Other garments, knitted or crocheted		307,161	206,270	-32.8	263	168	-36.1	-	-
Gloves		10,435	9,375	-10.2	9	40	321.8	-	-
Ties, bow ties, and cravats		2,127	1,772	-16.7	0	4	312094.5	-	-
Shawls, scarves, mufflers, mantillas, etc		7,866	7,097	-9.8	0	12	169403.0	-	-
Pantyhose, tights, stockings, socks, etc		17,056	12,842	-24.7	0	2	7572.7	-	-
Brassières, girdles, corsets, etc.		237,859	203,377	-14.5	1	0	-53.1	-	-
Other accessories		5,036	5,001	-0.7	420	669	59.2	8	13
Total Textiles (CH 50-60 + 63 + others*)		573,664	386,420	-32.6	129,522	139,489	7.7	23	36
Total Textile - (CH 50-60 + 63)		571,560	384,103	-32.8	126,711	136,281	7.6	22	35
Total Clothing - (CH 61-62)		21,910,198	17,410,214	-20.5	2,348	5,196	121.3	-	-
Total (CH 50-63)		22,481,759	17,794,317	-20.8	129,059	141,477	9.6	1	1

* including technical textiles from HS chapters 30, 39, 40, 48, 68, 69,70 and 96

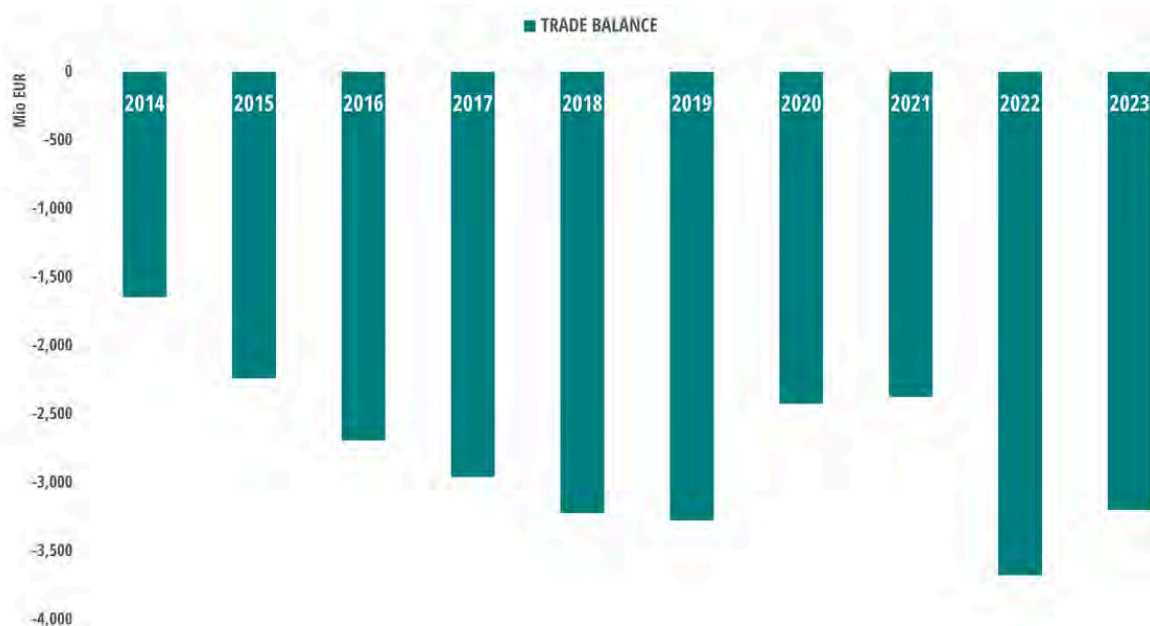
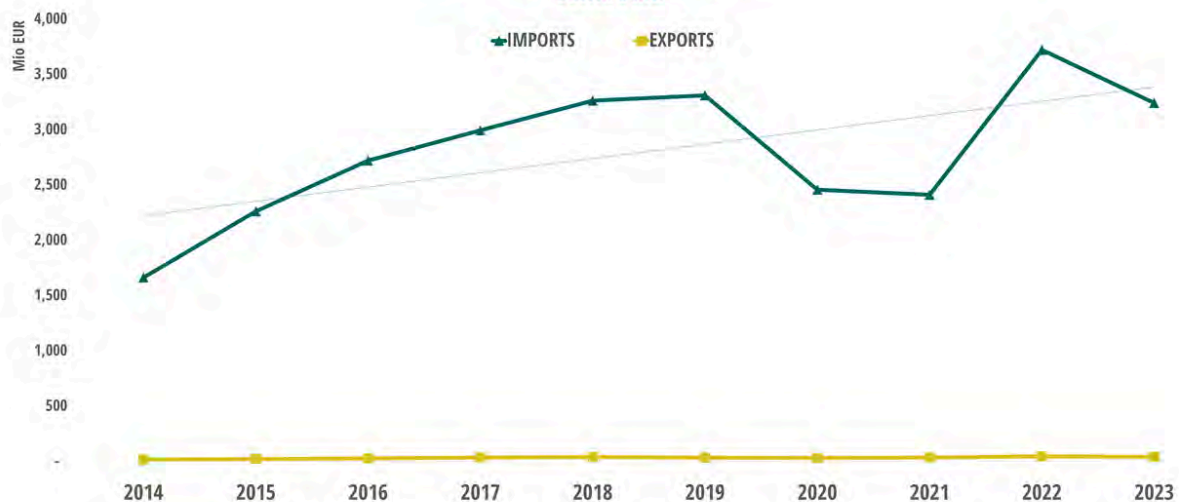
CAMBODIA



EU-27 yearly evolution of T&C trade

Cambodia	IMPORTS			EXPORTS			TRADE BALANCE		
Unit : €	TEXTILE	CLOTHING	TOTAL	TEXTILE	CLOTHING	TOTAL	TEXTILE	CLOTHING	TOTAL
Year									
2014	6,657,557	1,655,451,296	1,662,108,853	15,008,472	2,113,456	17,121,928	8,350,914	-1,653,337,840	-1,644,986,926
2015	10,670,542	2,251,172,395	2,261,842,937	19,635,269	2,889,580	22,524,849	8,964,728	-2,248,282,815	-2,239,318,087
2016	12,036,678	2,708,566,158	2,720,602,836	25,307,002	2,755,941	28,062,943	13,270,323	-2,705,810,217	-2,692,539,894
2017	14,029,311	2,980,338,197	2,994,367,508	29,786,528	5,846,972	35,633,500	15,757,217	-2,974,491,225	-2,958,734,008
2018	18,722,144	3,243,962,886	3,262,685,030	33,319,389	7,170,056	40,489,445	14,597,246	-3,236,792,830	-3,222,195,584
2019	22,775,065	3,287,728,581	3,310,503,646	26,820,634	7,722,995	34,543,629	4,045,572	-3,280,005,586	-3,275,960,014
2020	14,667,512	2,441,835,228	2,456,502,740	21,416,955	10,558,286	31,975,241	6,749,443	-2,431,276,942	-2,424,527,499
2021	22,789,481	2,387,465,052	2,410,254,533	24,475,106	11,083,512	35,558,618	1,685,625	-2,376,381,540	-2,374,695,915
2022	25,181,080	3,696,237,974	3,721,419,054	31,757,583	13,901,924	45,659,507	6,576,503	-3,682,336,050	-3,675,759,547
2023	26,244,725	3,214,510,757	3,240,755,482	27,768,771	13,608,142	41,376,913	1,524,045	-3,200,902,614	-3,199,378,569

EXTRA EU-27 Evolution of T&C trade Cambodia



CAMBODIA



EU-27 (External Trade) Textile and Clothing Trade

Country : Cambodia		IMPORTS			EXPORTS			COVERAGE E/I	
Unit : 1000 €		2022	2023	Evol. %	2022	2023	Evol. %	2022	2023
Natural fibers		0	102	223017.8	80	107	32.8	176,006	105
Wool, fine or coarse animal hair		0	1	1964.2		39			4,149
o.w. wool, not carded or combed		0							
o.w. wool and fine or coarse animal hair			1			39			4,149
Cotton			101						
Other vegetable fibres					80	68	-15.8		
o.w. flax					77	68	-11.5		
Man-made fibres					580	1,282	121.2		
Synthetic staple & tow					7				
Artificial staple & tow					573	1,282	123.9		
Yarns and Threads		0	4	755.3	4,565	2,880	-36.9	913,275	67,358
Silk									
Wool			0		3,944	2,504	-36.5		3,793,202
o.w. carded wool, n.p.r.s.					944	519	-45.0		
o.w. combed wool, n.p.r.s.					2,999	1,978	-34.0		
Cotton		0	0	-98.4	62	3	-94.5	14,059	48,093
o.w. cotton yarn, n.p.r.s.		0			62	3	-94.5	14,585	
o.w. cotton yarn, p.r.s.		0	0	-55.2					
Other - Vegetable yarns					3	1	-59.0		
Man-made filaments yarns		0	4	7144.7	175	145	-17.5	302,241	3,443
o.w. sewing thread		0			14	17	20.2	64,832	
o.w. synthetic filament yarn		0			151	128	-15.4	418,843	
o.w. artificial filament yarn					10				
o.w. synthetic monofilament			4						
Man made spun yarns		0			381	227	-40.5	38,186,666	
o.w. man made spun yarns, n.p.r.s.					367	219	-40.3		
o.w. man made spun yarns, p.r.s.		0			15	8	-46.0	1,460,696	
Woven fabrics		256	514	100.7	8,260	5,969	-27.7	3,227	1,162
Silk		1	1	-2.9	9	177	1764.3	808	15,508
Wool		0			2,777	902	-67.5	3,229,260	
o.w. carded wool		0			518	299	-42.2	601,932	
o.w. combed wool					2,259	603	-73.3		
Cotton		29	104	259.0	1,940	1,302	-32.9	6,700	1,253
o.w. cotton, unbleached		0	1	267.9					
o.w. cotton, dyed		0	0	-48.1	94	130	37.5	60,460	160,072
o.w. denim fabric			0		299	121	-59.5		930,943
Other fabrics			2		424	1,387	227.3		85,189
o.w. flax					422	1,387	228.3		
Synthetic and artificial filament yarn		3	4	1.7	523	549	5.0	14,980	15,462
o.w. synthetic filament yarn		3	3	-0.6	507	549	8.4	14,506	15,828
o.w. artificial filament yarn			0		17				
Synthetic and artificials staple fibres		3	135	3766.3	1,853	1,223	-34.0	53,206	908
o.w. containing > 85% of synthetic		1	16	3032.6	226	15	-93.4	43,573	92
o.w. containing < 85% of synthetic					72	62	-13.8		
o.w. containing < 85% synthetic mixed natural fibres			117		348	206	-41.0		176
o.w. other synthetics		3	2	-31.2	1,142	912	-20.1	42,595	49,501
o.w. artificial staple fibres		0	-	-100.0	65	28	-57.1	22,923	
Special woven fabrics		219	269	22.9	734	429	-41.6	335	160
o.w. pile fabrics					10	12	13.3		
o.w. narrow woven fabrics		21	6	-72.1	427	244	-42.9	2,060	4,210
o.w. labels, badges		47	63	34.1	194	87	-55.0	415	139
o.w. embroidery		149	194	30.3	4	26	522.6	3	13
o.w. handwoven tapestries & quilted products					41	15	-63.3		
Knitted fabrics		10	127	1162.4	5,104	5,143	0.8	50,907	4,063
Pile fabrics		5	39	665.3	334	255	-23.8	6,605	658
< 30 cm; w 5% or more elastome		0			4	7	81.8	3,524	
> 30 cm; w 5% or more elastome			1		3,383	3,631	7.3		457,860
Curtain fabrics and raschel lace		0	0	3057.5	486	413	-15.1	9,712,134	261,102
Other fabrics		5	87	1691.0	897	838	-6.7	18,497	964
Carpets		4	3	-22.8	169	103	-38.7	3,837	3,048
Knotted carpets		0				19			
Woven carpets		0	0	220.6	50	43	-13.5	106,376	28,688
Tufted carpets		0	0	-55.7	119	36	-69.6	150,020	103,087
Technical textiles (excl. Woven fabrics)*		32,783	24,821	-24.3	13,265	12,612	-4.9	40	51
Wadding, felt, nonwovens, rubber thread, twine, cordage, etc.		268	201	-24.8	2,241	5,291	136.1	837	2,627
o.w. felt					155				
o.w. nonwovens		268	5	-97.9	1,894	4,969	162.4	708	90,413
o.w. special yarn									
o.w. twine, rope		0	0	-47.5	171	72	-57.8	128,718	103,496
o.w. nets			2		0	5	15760.4		195
Impregnated, coated, etc., textile fabrics		52	198	279.7	9,911	6,252	-36.9	18,969	3,152
o.w. tyre cord fabric			0		0				
o.w. fabrics impregnated, coated etc.		6	15	133.3	9,727	6,109	-37.2	155,054	41,738
o.w. textile products, articles for technical uses		20	85	332.6	145	84	-42.2	736	98
Other made up textile articles		21,198	22,071	4.1	1,113	1,069	-4.0	5	5
o.w. sacks and bags		1,827	1,081	-40.8	78	6	-92.6	4	1

CAMBODIA



EU-27 (External Trade) Textile and Clothing Trade

Country : Cambodia		IMPORTS			EXPORTS			COVERAGE E/I	
Unit : 1000 €		2022	2023	Evol. %	2022	2023	Evol. %	2022	2023
o.w. tarpaulins, sunblinds & alike		3,478	3,322	-4.5	0	5	10640.8	-	-
o.w. other : floorcloths, dishcloths etc		8,659	12,439	43.7	187	134	-28.4	2	1
o.w. medical textiles*		151	366	143.3	687	755	9.8	457	206
o.w. glass fibers and articles thereof*		62	116	87.1	0	12	7273.2	-	10
o.w. sanitary towels, tampons and napkins*		10							
o.w. other textiles (outside CH 50-63)*		18,276	7,096	-61.2	161	157	-2.1	1	2
Worn clothing and other worn articles		27	12	-55.5	85	90	6.5	311	744
Home textiles		10,598	8,237	-22.3	498	507	1.6	5	6
Bedlinen, table, toilet and kitchen linen		9,337	6,541	-29.9	82	122	49.1	1	2
o.w. Bedlinen, woven		8,576	5,842	-31.9	36	61	70.6	-	1
o.w. toilet linen		319	383	20.0	46	58	26.3	14	15
o.w. table linen, woven		440	314	-28.6	0	3	1131.1	-	1
Curtains		217	342	57.6	375	351	-6.4	173	103
Other furnishing articles		682	520	-23.7	23	28	18.7	3	5
Workwear		10,673	8,758	-17.9	28	12	-57.3	-	-
Men's ensembles		0	0	-73.1	6			5,014	-
Men's jackets		1,993	2,431	21.9	8	4	-50.1	-	-
Men's trousers		4,914	2,974	-39.5	10	5	-46.1	-	-
Men's overalls		270	252	-6.6				-	-
Other men's workwear		2,221	1,329	-40.2	0	2	16344.7	-	-
Women's ensembles		0						-	-
Women's jackets		307	374	21.7	0			-	-
Women's trousers		716	884	23.4	0			-	-
Women's overalls		5	0	-96.3				-	-
Other women's workwear		247	514	108.3	3	0	-88.1	1	-
Men's Clothing (incl. workwear)		731,725	638,227	-12.8	2,448	2,824	15.4	-	-
Overcoats		207,659	185,412	-10.7	303	479	58.1	-	-
o.w. woven		109,045	111,834	2.6	282	444	57.7	-	-
Suits		17,968	28,173	56.8	361	495	37.2	2	2
o.w. woven		17,492	25,827	47.6	355	489	37.7	2	2
Ensembles		1,596	1,653	3.5	13	3	-76.6	1	-
o.w. woven		330	351	6.2	8	0	-94.7	2	-
Jackets and blazers		30,456	32,986	8.3	209	212	1.3	1	1
o.w. woven		19,707	23,421	18.8	172	189	9.9	1	1
Trousers		346,473	285,973	-17.5	612	569	-7.1	-	-
o.w. woven		124,906	124,162	-0.6	527	503	-4.7	-	-
Shirts		58,537	57,711	-1.4	892	1,016	13.8	2	2
o.w. woven		36,865	28,997	-21.3	673	703	4.4	2	2
Underpants, briefs, etc.		45,455	28,218	-37.9	32	13	-58.1	-	-
o.w. knitted		43,816	25,350	-42.1	21	9	-57.4	-	-
Swimwear		13,994	12,185	-12.9	16	26	63.9	-	-
Tracksuits		7,219	4,499	-37.7	6	4	-39.2	-	-
Women's Clothing (incl. workwear)		1,526,387	1,427,828	-6.5	6,334	4,213	-33.5	-	-
Overcoats		225,689	217,200	-3.8	364	558	53.2	-	-
o.w. woven		96,249	109,962	14.2	305	517	69.3	-	-
Suits		390	734	88.2	30	28	-4.2	8	4
o.w. woven		366	582	58.8	25	27	7.7	7	5
Ensembles		1,872	1,320	-29.5	406	218	-46.4	22	16
o.w. woven		165	222	34.7	399	215	-46.0	242	97
Jackets		34,940	43,028	23.1	354	264	-25.4	1	1
o.w. woven		27,939	35,848	28.3	289	229	-20.8	1	1
Skirts and dresses		155,402	194,296	25.0	2,644	1,763	-33.3	2	1
o.w. woven		65,184	103,886	59.4	2,123	1,402	-34.0	3	1
Trousers		839,427	719,725	-14.3	1,147	665	-42.0	-	-
o.w. woven		397,403	391,454	-1.5	989	435	-56.0	-	-
Blouses		95,904	86,596	-9.7	902	461	-48.9	1	1
o.w. woven		78,907	72,962	-7.5	823	422	-48.8	1	1
Slips, petticoats, etc.		123,610	103,506	-16.3	80	13	-83.5	-	-
o.w. knitted		112,263	88,543	-21.1	32	3	-91.8	-	-
Swimwear		33,714	31,522	-6.5	23	15	-35.0	-	-
Tracksuits		14,196	24,326	71.4	310	166	-46.5	2	1
Others (knitted and woven)		1,438,104	1,145,855	-20.3	5,118	6,571	28.4	-	1
Babies' garments		71,689	50,117	-30.1	217	264	21.5	-	1
o.w. knitted or crocheted		65,631	47,468	-27.7	139	206	48.6	-	-
T-shirts		195,147	147,030	-24.7	1,304	886	-32.0	1	1
Jerseys, pullovers, cardigans		784,182	635,147	-19.0	852	1,155	35.5	-	-
Special garments		196,843	182,286	-7.4	282	436	54.3	-	-
o.w. woven		111,541	125,385	12.4	277	192	-30.5	-	-
Other garments, knitted or crocheted		34,317	28,478	-17.0	560	1,331	137.6	2	5
Gloves		15,086	13,104	-13.1	97	4	-95.4	1	-
Ties, bow ties, and cravats		471	338	-28.2	103	55	-46.2	22	16
Shawls, scarves, mufflers, mantillas, etc		2,484	2,677	7.8	39	31	-22.3	2	1
Pantyhose, tights, stockings, socks, etc		5,028	8,984	78.7	379	555	46.6	8	6
Brassières, girdles, corsets, etc.		29,714	22,159	-25.4	13	9	-32.7	-	-
Other accessories		1,210	1,585	31.0	1,345	1,883	40.1	111	119
Total Textiles (CH 50-60 + 63 + others*)		43,680	33,823	-22.6	32,606	28,693	-12.0	75	85
Total Textile - (CH 50-60 + 63)		25,181	26,245	4.2	31,758	27,769	-12.6	126	106
Total Clothing - (CH 61+62)		3,696,238	3,211,963	-13.1	13,902	13,608	-2.1	-	-
Total (CH 50-63)		3,721,419	3,238,207	-13.0	45,660	41,377	-9.4	1	1

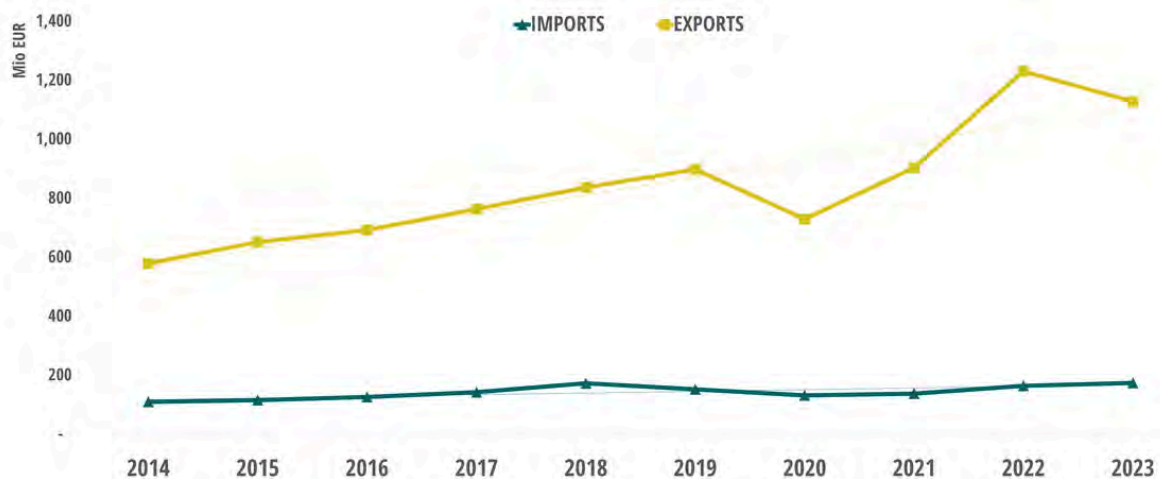
* including technical textiles from HS chapters 30, 39, 40, 48, 68, 69,70 and 96

CANADA



EU-27 yearly evolution of T&C trade

Canada	IMPORTS			EXPORTS			TRADE BALANCE		
Unit : €	TEXTILE	CLOTHING	TOTAL	TEXTILE	CLOTHING	TOTAL	TEXTILE	CLOTHING	TOTAL
Year									
2014	29,664,336	80,087,997	109,752,333	227,296,961	352,097,541	579,394,502	197,632,626	272,009,544	469,642,170
2015	28,115,091	87,941,350	116,056,441	247,718,235	404,390,867	652,109,102	219,603,143	316,449,517	536,052,660
2016	29,466,537	97,384,396	126,850,933	250,958,858	441,943,913	692,902,771	221,492,321	344,559,518	566,051,839
2017	33,115,899	110,009,991	143,125,890	263,786,870	499,910,423	763,697,293	230,670,972	389,900,432	620,571,404
2018	30,899,166	142,039,769	172,938,935	273,782,643	563,732,845	837,515,488	242,883,477	421,693,076	664,576,553
2019	28,815,048	123,627,490	152,442,538	291,255,329	606,908,093	898,163,422	262,440,280	483,280,603	745,720,883
2020	25,130,400	107,050,800	132,181,200	261,060,624	468,751,295	729,811,919	235,930,224	361,700,495	597,630,719
2021	33,604,069	104,296,832	137,900,901	329,158,265	575,308,878	904,467,143	295,554,196	471,012,046	766,566,242
2022	28,344,977	136,441,643	164,786,620	377,623,384	853,190,225	1,230,813,609	349,278,411	716,748,582	1,066,026,993
2023	44,261,887	130,225,158	174,487,045	350,784,879	777,809,157	1,128,594,036	306,522,993	647,583,998	954,106,991

EXTRA EU-27 Evolution of T&C trade
Canada

CANADA



EU-27 (External Trade) Textile and Clothing Trade

Country : Canada	IMPORTS			EXPORTS			COVERAGE E/I	
	2022	2023	Evol. %	2022	2023	Evol. %	2022	2023
Unit : 1000 €								
Natural fibers	1,149	30	-97.4	7,434	4,389	-41.0	647	14,865
Silk	0	0	-85.1	66	46	-31.1	141,252	653,330
o.w. raw silk	0			2	10	399.7	4,434	
Wool, fine or coarse animal hair	217	4	-97.9	5,052	2,613	-48.3	2,332	58,453
o.w. wool, not carded or combed	210	1	-99.7	282	123	-56.4	134	18,744
o.w. wool and fine or coarse animal hair	2	4	74.7	4,770	2,489	-47.8	218,466	65,240
Cotton	1	15	1506.7	344	159	-53.7	37,627	1,085
Other vegetable fibres	932	10	-98.9	1,972	1,571	-20.3	212	15,147
o.w. flax	853	1	-99.9	1,250	1,468	17.5	146	234,568
Man-made fibres	461	77	-83.2	34,393	29,829	-13.3	7,463	38,637
Synthetic staple & tow	38	23	-40.1	29,224	23,858	-18.4	77,617	105,729
Artificial staple & tow	304	2	-99.4	1,831	2,609	42.5	602	148,639
Yarns and Threads	1,801	16,954	841.6	22,217	20,320	-8.5	1,234	120
Silk	6	7	14.5	39	16	-59.5	666	236
Wool	94	78	-16.1	3,968	3,480	-12.3	4,239	4,433
o.w. carded wool, n.p.r.s.	11	22	99.6	547	313	-42.7	5,008	1,439
o.w. combed wool, n.p.r.s.	3	2	-10.3	1,439	1,475	2.5	55,247	63,154
Cotton	54	34	-37.7	1,466	1,716	17.0	2,723	5,117
o.w. cotton yarn, n.p.r.s.	33	15	-54.3	807	853	5.6	2,423	5,598
o.w. cotton yarn, p.r.s.	21	18	-10.9	659	864	31.0	3,209	4,718
Other - Vegetable yarns	0	0	-68.4	483	280	-41.9	254,193	467,417
Man-made filaments yarns	1,473	16,771	1038.9	13,220	13,435	1.6	898	80
o.w. sewing thread	29	25	-13.3	2,199	2,217	0.8	7,524	8,746
o.w. synthetic filament yarn	1,389	16,635	1097.4	3,758	2,331	-38.0	271	14
o.w. artificial filament yarn	0	0	149.0	52	12	-77.6	142,453	12,796
o.w. synthetic monofilament	49	98	101.4	7,112	8,651	21.6	14,646	8,845
Man made spun yarns	175	64	-63.3	3,041	1,392	-54.2	1,741	2,173
o.w. man made spun yarns, n.p.r.s.	154	48	-69.0	2,218	1,034	-53.4	1,442	2,165
o.w. man made spun yarns, p.r.s.	21	16	-21.7	823	358	-56.5	3,955	2,195
Woven fabrics	3,698	3,209	-13.2	65,950	63,683	-3.4	1,784	1,985
Silk	18	7	-59.8	1,039	1,162	11.9	5,723	15,930
Wool	155	71	-54.2	28,013	28,625	2.2	18,124	40,412
o.w. carded wool	13	3	-77.9	4,726	3,082	-34.8	37,412	110,580
o.w. combed wool	142	66	-53.3	23,276	25,534	9.7	16,423	38,593
Cotton	160	129	-19.1	6,707	5,856	-12.7	4,204	4,536
o.w. cotton, unbleached	1	1	-30.6	117	85	-27.4	10,320	10,806
o.w. cotton, dyed	7	25	252.8	2,107	1,662	-21.1	29,993	6,705
o.w. denim fabric	4	1	-81.2	122	52	-57.6	3,181	7,175
Other fabrics	28	34	23.6	1,931	1,854	-4.0	6,925	5,380
o.w. flax	17	30	77.7	1,857	1,816	-2.2	10,969	6,036
Synthetic and artificial filament yarn	2,483	1,896	-23.0	10,237	9,074	-11.4	416	479
o.w. synthetic filament yarn	2,351	1,867	-20.6	7,684	6,105	-20.6	327	327
o.w. artificial filament yarn	112	29	-73.9	2,552	2,969	16.3	2,282	10,152
Synthetic and artificials staple fibres	123	98	-20.4	7,830	6,413	-18.1	6,358	6,539
o.w. containing > 85% of synthetic	42	53	25.2	2,655	2,523	-5.0	6,252	4,747
o.w. containing < 85% of synthetic	6	16	182.0	303	513	69.5	5,263	3,163
o.w. containing < 85% synthetic mixed natural fibres	3	4	29.6	445	203	-54.4	13,895	4,888
o.w. other synthetics	66	14	-79.1	2,083	1,950	-6.3	3,164	14,155
o.w. artificial staple fibres	6	11	82.1	2,345	1,223	-47.8	39,666	11,359
Special woven fabrics	752	973	29.4	10,110	10,696	5.8	1,345	1,100
o.w. pile fabrics	53	35	-34.6	5,414	5,718	5.6	10,204	16,469
o.w. narrow woven fabrics	377	631	67.4	2,680	2,800	4.5	710	443
o.w. labels, badges	243	183	-24.7	157	135	-14.2	65	74
o.w. embroidery	31	36	16.4	245	204	-16.6	785	563
o.w. handwoven tapestries & quilted products	7	39	433.1	122	182	48.7	1,673	467
Knitted fabrics	839	1,010	20.4	30,680	25,897	-15.6	3,655	2,563
Pile fabrics	12	17	44.0	2,599	2,113	-18.7	21,824	12,329
< 30 cm; w 5% or more elastome	1	0	-86.5	142	105	-26.1	18,856	103,128
> 30 cm; w 5% or more elastome	41	19	-53.1	3,439	3,099	-9.9	8,353	16,054
Curtain fabrics and raschel lace	257	217	-15.3	20,328	17,259	-15.1	7,921	7,940
Other fabrics	529	756	43.0	4,173	3,321	-20.4	789	439
Carpets	483	570	18.1	22,589	27,491	21.7	4,678	4,820
Knotted carpets	58	102	75.7	564	732	29.8	976	721
Woven carpets	45	35	-22.3	7,029	8,773	24.8	15,718	25,244
Tufted carpets	144	128	-11.5	8,326	7,347	-11.8	5,766	5,749
Carpets of felt	1	5	716.8	3,658	3,298	-9.9	661,521	73,007
Technical textiles (excl. Woven fabrics)*	35,889	39,778	10.8	221,352	221,269	0.0	617	556
Wadding, felt, nonwovens, rubber thread, twine, cordage, etc.	2,628	2,891	10.0	68,005	53,816	-20.9	2,588	1,862
o.w. felt	1,294	1,099	-15.1	1,354	1,519	12.2	105	138
o.w. nonwovens	370	1,084	192.7	37,592	29,355	-21.9	10,154	2,709
o.w. special yarn	2	3	70.9	677	280	-58.6	40,737	9,866
o.w. twine, rope	631	275	-56.4	19,283	13,986	-27.5	3,057	5,088
o.w. nets	39	128	229.5	2,602	3,365	29.3	6,675	2,621
Impregnated, coated, etc., textile fabrics	8,425	10,699	27.0	45,333	57,597	27.1	538	538
o.w. tyre cord fabric	1	0	-97.0	30	58	95.6	3,640	233,739
o.w. fabrics impregnated, coated etc.	2,084	2,611	25.3	8,158	9,193	12.7	392	352
o.w. textile products, articles for technical uses	4,562	5,267	15.5	27,813	32,878	18.2	610	624
Other made up textile articles	24,790	26,096	5.3	108,010	109,849	1.7	436	421
o.w. sacks and bags	73	34	-53.9	1,137	908	-20.2	1,556	2,692

Unless specified, EU refers to EU27

Data source: IHS, based on EUROSTAT

CANADA



EU-27 (External Trade) Textile and Clothing Trade

Country : Canada		IMPORTS			EXPORTS			COVERAGE E/I	
Unit : 1000 €		2022	2023	Evol. %	2022	2023	Evol. %	2022	2023
o.w. tarpaulins, sunblinds & alike		1,358	608	-55.2	6,977	5,407	-22.5	514	890
o.w. other : floorcloths, dishcloths etc		3,022	4,158	37.6	18,300	17,099	-6.6	606	411
o.w. medical textiles*		5,856	5,936	1.4	39,779	49,164	23.6	679	828
o.w. glass fibers and articles thereof*		11,048	12,095	9.5	22,658	15,832	-30.1	205	131
o.w. sanitary towels, tampons and napkins*		23	6	-71.7	359	539	50.0	1,577	8,369
o.w. other textiles (outside CH 50-63)*		3,458	3,351	-3.1	18,803	20,908	11.2	544	624
Worn clothing and other worn articles		3,069	2,758	-10.1	755	947	25.3	25	34
Home textiles		1,049	835	-20.3	53,154	42,788	-19.5	5,068	5,121
Bedlinen, table, toilet and kitchen linen		202	191	-5.2	40,202	32,803	-18.4	19,930	17,157
o.w. Bedlinen, woven		81	71	-12.4	29,815	23,476	-21.3	36,622	32,902
o.w. toilet linen		81	91	12.7	6,756	6,082	-10.0	8,361	6,677
o.w. table linen, woven		31	16	-48.9	2,849	2,591	-9.1	9,166	16,314
Curtains		278	219	-21.2	2,961	2,495	-15.7	1,065	1,140
Other furnishing articles		404	289	-28.5	2,440	2,030	-16.8	605	703
Workwear		590	1,723	192.2	5,558	5,892	6.0	943	342
Men's ensembles		1	1	3.5	83	79	-5.0	6,040	5,543
Men's jackets		6	7	22.5	284	309	8.5	5,044	4,468
Men's trousers		33	53	61.8	3,547	2,674	-24.6	10,884	5,071
Men's overalls		0	2	407.8	306	112	-63.5	66,065	4,748
Other men's workwear		53	76	42.5	412	456	10.7	777	603
Women's ensembles		0	0	-25.7	10	18	89.5	2,663	6,791
Women's jackets		2	6	155.1	184	109	-40.5	7,510	1,750
Women's trousers		66	330	402.9	483	1,773	267.1	736	537
Women's overalls		23	34	48.0	2	17	789.3	8	50
Other women's workwear		405	1,213	199.5	247	345	40.0	61	28
Men's Clothing (incl. workwear)		32,704	32,047	-2.0	204,803	209,132	2.1	626	653
Overcoats		26,388	24,710	-6.4	47,231	43,900	-7.1	179	178
o.w. woven		24,901	24,212	-2.8	40,860	38,937	-4.7	164	161
Suits		227	148	-34.8	15,001	24,114	60.7	6,611	16,293
o.w. woven		214	139	-34.8	14,568	23,832	63.6	6,813	17,102
Ensembles		40	86	113.0	3,300	11,761	256.4	8,181	13,689
o.w. woven		26	39	47.1	2,686	11,106	313.5	10,184	28,625
Jackets and blazers		1,184	1,665	40.6	26,491	33,358	25.9	2,238	2,004
o.w. woven		1,025	1,379	34.5	22,954	28,942	26.1	2,239	2,099
Trousers		2,620	2,810	7.3	62,615	48,477	-22.6	2,390	1,725
o.w. woven		1,645	1,998	21.5	48,047	40,550	-15.6	2,921	2,030
Shirts		1,507	1,834	21.7	41,565	39,030	-6.1	2,758	2,128
o.w. woven		1,136	1,483	30.5	28,714	28,221	-1.7	2,527	1,903
Underpants, briefs, etc.		252	202	-19.8	2,640	3,054	15.7	1,046	1,509
o.w. knitted		153	116	-24.1	1,683	2,179	29.5	1,102	1,880
Swimwear		115	139	21.2	2,143	1,969	-8.1	1,863	1,412
Tracksuits		259	312	20.3	2,473	1,496	-39.5	954	480
Women's Clothing (incl. workwear)		70,751	65,770	-7.0	312,543	281,374	-10.0	442	428
Overcoats		19,557	17,706	-9.5	81,512	74,703	-8.4	417	422
o.w. woven		18,691	16,627	-11.0	69,558	67,917	-2.4	372	408
Suits		187	110	-40.8	1,381	1,197	-13.3	740	1,083
o.w. woven		102	87	-15.0	655	642	-2.1	640	738
Ensembles		70	81	16.9	2,464	2,453	-0.4	3,535	3,011
o.w. woven		41	22	-45.0	1,887	1,883	-0.2	4,639	8,413
Jackets		4,428	3,975	-10.2	25,845	23,893	-7.5	584	601
o.w. woven		1,686	1,836	8.9	21,445	19,610	-8.6	1,272	1,068
Skirts and dresses		25,255	22,428	-11.2	68,173	63,132	-7.4	270	281
o.w. woven		7,384	7,420	0.5	49,257	47,547	-3.5	667	641
Trousers		12,756	10,950	-14.2	67,404	45,106	-33.1	528	412
o.w. woven		5,016	5,749	14.6	50,631	35,094	-30.7	1,009	610
Blouses		4,505	3,900	-13.4	27,925	23,523	-15.8	620	603
o.w. woven		3,625	3,213	-11.4	22,887	18,878	-17.5	631	588
Slips, petticoats, etc.		360	342	-4.8	4,491	3,965	-11.7	1,249	1,158
o.w. knitted		125	114	-8.5	2,603	2,268	-12.9	2,084	1,984
Swimwear		313	413	31.9	5,748	4,614	-19.7	1,833	1,116
Tracksuits		2,334	3,558	52.5	9,881	5,184	-47.5	423	146
Others (knitted and woven)		31,814	30,222	-5.0	335,582	286,931	-14.5	1,055	949
Babies' garments		449	439	-2.2	13,259	5,302	-60.0	2,953	1,208
o.w. knitted or crocheted		258	285	10.3	9,421	3,998	-57.6	3,650	1,405
T-shirts		4,943	5,212	5.4	60,971	55,932	-8.3	1,233	1,073
Jerseys, pullovers, cardigans		14,141	12,589	-11.0	130,224	105,652	-18.9	921	839
Special garments		4,422	3,943	-10.8	23,009	14,034	-39.0	520	356
o.w. woven		4,251	3,828	-9.9	20,158	12,478	-38.1	474	326
Other garments, knitted or crocheted		3,796	4,447	17.2	34,971	31,286	-10.5	921	703
Gloves		538	477	-11.3	2,766	2,535	-8.4	515	531
Ties, bow ties, and cravats		145	165	14.0	6,702	6,324	-5.6	4,621	3,824
Shawls, scarves, mufflers, mantillas, etc.		525	1,088	107.1	17,137	19,133	11.7	3,262	1,758
Pantyhose, tights, stockings, socks, etc.		1,863	1,069	-42.6	15,363	14,837	-3.4	825	1,387
Brassières, girdles, corsets, etc.		288	305	5.9	13,209	11,977	-9.3	4,587	3,926
Other accessories		740	531	-28.2	20,667	21,264	2.9	2,792	4,002
Total Textiles (CH 50-60 + 63 + others*)		48,729	65,603	34.6	459,223	437,228	-4.8	942	666
Total Textile - (CH 50-60 + 63)		28,345	44,214	56.0	377,623	350,784	-7.1	1,332	793
Total Clothing - (CH 61+62)		136,442	130,104	-4.6	853,190	777,812	-8.8	625	598
Total (CH 50-63)		164,787	174,318	5.8	1,230,814	1,128,597	-8.3	747	647

* including technical textiles from HS chapters 30, 39, 40, 48, 68, 69, 70 and 96

CHINA



EU-27 yearly evolution of T&C trade

China	IMPORTS			EXPORTS			TRADE BALANCE		
Unit : €	TEXTILE	CLOTHING	TOTAL	TEXTILE	CLOTHING	TOTAL	TEXTILE	CLOTHING	TOTAL
Year									
2014	7,508,234,256	23,712,210,485	31,220,444,741	1,643,284,019	1,032,681,225	2,675,965,244	-5,864,950,236	-22,679,529,260	-28,544,479,496
2015	8,225,842,328	25,100,678,347	33,326,520,675	1,729,865,091	1,223,825,291	2,953,690,382	-6,495,977,235	-23,876,853,056	-30,372,830,291
2016	8,448,169,258	23,397,790,340	31,845,959,598	1,822,434,774	1,238,627,188	3,061,061,962	-6,625,734,484	-22,159,163,152	-28,784,897,636
2017	8,799,943,133	23,058,243,483	31,858,186,616	1,905,750,130	1,362,767,277	3,268,517,407	-6,894,193,001	-21,695,476,205	-28,589,669,206
2018	9,328,918,718	23,111,726,699	32,440,645,417	2,210,241,970	1,701,868,718	3,912,110,688	-7,118,676,747	-21,409,857,981	-28,528,534,728
2019	9,931,752,450	23,113,278,039	33,045,030,489	2,239,129,192	1,785,192,434	4,024,321,626	-7,692,623,259	-21,328,085,605	-29,020,708,864
2020	27,824,264,693	20,569,051,836	48,393,316,529	1,836,670,293	1,801,362,767	3,638,033,060	-25,987,594,400	-18,767,689,069	-44,755,283,469
2021	13,168,877,302	21,880,936,281	35,049,813,583	1,984,705,930	2,809,527,535	4,794,233,465	-11,184,171,372	-19,071,408,746	-30,255,580,118
2022	14,379,469,066	28,973,976,884	43,353,445,950	2,234,841,555	2,936,293,188	5,171,134,743	-12,144,627,514	-26,037,683,695	-38,182,311,209
2023	10,509,597,418	22,777,473,673	33,287,071,091	2,428,435,788	3,085,110,395	5,513,546,183	-8,081,161,628	-19,692,363,278	-27,773,524,906

EXTRA EU-27 Evolution of T&C trade China



CHINA



EU-27 (External Trade) Textile and Clothing Trade

Country : China		IMPORTS			EXPORTS			COVERAGE E/I	
Unit : 1000 €		2022	2023	Evol. %	2022	2023	Evol. %	2022	2023
Natural fibers		734,255	643,366	-12.4	619,046	912,836	47.5	84	142
Silk		117,470	108,061	-8.0	66	280	321.4	-	-
o.w. raw silk		94,872	80,323	-15.3	3	6	141.6	-	-
Wool, fine or coarse animal hair		611,433	529,905	-13.3	20,395	14,155	-30.6	3	3
o.w. wool, not carded or combed		5,616	5,915	5.3	18,270	11,856	-35.1	325	200
o.w. wool and fine or coarse animal hair		250,680	225,165	-10.2	629	1,208	92.2	-	1
Cotton		2,203	2,363	7.3	1,277	1,921	50.5	58	81
Other vegetable fibres		3,150	3,037	-3.6	597,307	896,480	50.1	18,965	29,519
o.w. flax		165	125	-24.5	596,868	891,507	49.4	360,930	714,126
Man-made fibres		260,281	206,295	-20.7	36,422	30,210	-17.1	14	15
Synthetic staple & tow		186,978	161,955	-13.4	25,891	20,381	-21.3	14	13
Artificial staple & tow		66,815	37,795	-43.4	5,659	5,397	-4.6	8	14
Yarns and Threads		1,445,083	1,106,538	-23.4	173,152	223,275	28.9	12	20
Silk		49,758	58,229	17.0	1,374	1,593	15.9	3	3
Wool		73,307	75,931	3.6	30,289	25,728	-15.1	41	34
o.w. carded wool, n.p.r.s.		960	1,988	107.0	5,153	3,467	-32.7	537	174
o.w. combed wool, n.p.r.s.		44,990	38,714	-13.9	11,816	11,784	-0.3	26	30
Cotton		96,955	71,636	-26.1	9,024	6,061	-32.8	9	8
o.w. cotton yarn, n.p.r.s.		84,573	61,136	-27.7	7,632	4,775	-37.4	9	8
o.w. cotton yarn, p.r.s.		12,382	10,500	-15.2	1,391	1,286	-7.6	11	12
Other - Vegetable yarns		143,040	72,630	-49.2	1,775	1,456	-18.0	1	2
Man-made filaments yarns		951,493	727,978	-23.5	126,773	183,385	44.7	13	25
o.w. sewing thread		25,895	16,499	-36.3	6,191	7,300	17.9	24	44
o.w. synthetic filament yarn		812,689	636,217	-21.7	54,307	102,551	88.8	7	16
o.w. artificial filament yarn		34,864	31,811	-8.8	15,204	23,753	56.2	44	75
o.w. synthetic monofilament		59,572	32,854	-44.9	50,917	49,699	-2.4	85	151
Man made spun yarns		130,530	100,135	-23.3	3,917	5,052	29.0	3	5
o.w. man made spun yarns, n.p.r.s.		83,766	69,007	-17.6	3,605	4,764	32.1	4	7
o.w. man made spun yarns, p.r.s.		46,764	31,128	-33.4	312	288	-7.7	1	1
Woven fabrics		2,874,121	2,110,053	-26.6	388,051	388,313	0.1	14	18
Silk		131,068	88,889	-32.2	5,964	5,382	-9.8	5	6
Wool		17,864	21,408	19.8	165,707	182,278	10.0	928	851
o.w. carded wool		3,659	6,962	90.3	32,623	27,226	-16.5	892	391
o.w. combed wool		11,800	11,970	1.4	133,068	154,948	16.4	1,128	1,295
Cotton		406,405	264,826	-34.8	49,134	47,616	-3.1	12	18
o.w. cotton, unbleached		73,441	35,048	-52.3	645	427	-33.7	1	1
o.w. cotton, dyed		86,494	67,186	-22.3	10,332	7,188	-30.4	12	11
o.w. denim fabric		11,179	6,100	-45.4	2,889	6,335	119.3	26	104
Other fabrics		143,781	118,935	-17.3	17,157	21,358	24.5	12	18
o.w. flax		133,036	108,984	-18.1	16,868	20,917	24.0	13	19
Synthetic and artificial filament yarn		1,203,297	843,430	-29.9	44,127	40,520	-8.2	4	5
o.w. synthetic filament yarn		1,144,791	793,201	-30.7	38,927	36,178	-7.1	3	5
o.w. artificial filament yarn		58,506	50,228	-14.1	5,200	4,342	-16.5	9	9
Synthetic and artificial staple fibres		507,910	376,481	-25.9	57,383	48,198	-16.0	11	13
o.w. containing > 85% of synthetic		74,543	59,177	-20.6	36,921	27,956	-24.3	50	47
o.w. containing < 85% of synthetic		55,793	34,912	-37.4	195	616	216.6	-	2
o.w. containing < 85% synthetic mixed natural fibres		46,367	35,332	-23.8	3,784	3,602	-4.8	8	10
o.w. other synthetics		167,870	122,891	-26.8	11,445	10,029	-12.4	7	8
o.w. artificial staple fibres		163,337	124,169	-24.0	5,039	5,995	19.0	3	5
Special woven fabrics		463,238	395,707	-14.6	48,578	42,960	-11.6	10	11
o.w. pile fabrics		141,444	139,448	-1.4	8,782	8,984	2.3	6	6
o.w. narrow woven fabrics		154,156	114,187	-25.9	24,218	20,700	-14.5	16	18
o.w. labels, badges		31,797	25,844	-18.7	4,196	3,973	-5.3	13	15
o.w. embroidery		64,566	57,140	-11.5	3,745	2,366	-36.8	6	4
o.w. handwoven tapestries & quilted products		5,157	5,312	3.0	452	514	13.7	9	10
Knitted fabrics		817,748	597,518	-26.9	79,762	68,954	-13.6	10	12
Pile fabrics		194,740	160,866	-17.4	4,174	2,555	-38.8	2	2
> 30 cm; w 5% or more elastome		7,035	3,872	-45.0	993	514	-48.3	14	13
> 30 cm; w 5% or more elastome		121,851	96,290	-21.0	32,816	30,692	-6.5	27	32
Curtain fabrics and raschel lace		157,115	109,416	-30.4	22,672	19,090	-15.8	14	17
Other fabrics		337,006	227,073	-32.6	19,107	16,104	-15.7	6	7
Carpets		482,872	384,788	-20.3	21,172	23,336	10.2	4	6
Knotted carpets		4,706	5,026	6.8	1,934	2,137	10.5	41	43
Woven carpets		93,826	84,891	-9.5	7,551	6,667	-11.7	8	8
Tufted carpets		242,535	194,382	-19.9	8,231	10,122	23.0	3	5
Carpets of felt		9,969	7,540	-24.4	1,555	645	-58.5	16	9
Technical textiles (excl. Woven fabrics)*		7,744,492	5,264,155	-32.0	886,995	815,145	-8.1	11	15
Wadding, felt, nonwovens, rubber thread, twine, cordage, etc.		864,574	662,187	-23.4	235,572	207,170	-12.1	27	31
o.w. felt		59,164	45,657	-22.8	17,401	13,695	-21.3	29	30
o.w. nonwovens		427,145	346,685	-18.8	183,194	155,753	-15.0	43	45
o.w. special yarn		20,683	15,533	-24.9	6,391	6,784	6.1	31	44
o.w. twine, rope		83,153	59,431	-28.5	7,175	8,282	15.4	9	14
o.w. nets		118,445	82,840	-30.1	2,669	2,706	1.4	2	3
Impregnated, coated, etc., textile fabrics		806,334	621,857	-22.9	339,206	296,874	-12.5	42	48
o.w. tyre cord fabric		92,213	74,093	-19.7	28,996	35,899	23.8	31	48
o.w. fabrics impregnated, coated etc.		435,637	345,256	-20.7	124,039	87,080	-29.8	28	25
o.w. textile products, articles for technical uses		108,205	78,862	-27.1	135,503	132,552	-2.2	125	168
Other made up textile articles		6,063,547	3,968,315	-34.6	312,103	311,095	-0.3	5	8
o.w. sacks and bags		134,434	86,342	-35.8	3,352	2,934	-12.5	2	3

CHINA



EU-27 (External Trade) Textile and Clothing Trade

Country : China		IMPORTS			EXPORTS			COVERAGE E/I	
Unit : 1000 €		2022	2023	Evol. %	2022	2023	Evol. %	2022	2023
o.w. tarpaulins, sunblinds & alike		947,492	642,861	-32.2	1,279	1,738	35.9	-	-
o.w. other : floorcloths, dishcloths etc		2,821,528	1,728,980	-38.7	38,016	38,392	1.0	1	2
o.w. medical textiles*		932,039	704,612	-24.4	106,837	115,607	8.2	11	16
o.w. glass fibers and articles thereof*		483,708	316,950	-34.5	107,079	96,336	-10.0	22	30
o.w. sanitary towels, tampons and napkins*		9,910	8,217	-17.1	6,186	7,767	25.6	62	95
o.w. other textiles (outside CH 50-63)*		744,473	492,147	-33.9	49,467	48,327	-2.3	7	10
Worn clothing and other worn articles		13,275	9,624	-27.5	791	572	-27.6	6	6
Home textiles		2,173,883	1,701,182	-21.7	33,167	36,354	9.6	2	2
Bedlinen, table, toilet and kitchen linen		776,899	611,958	-21.2	11,122	10,001	-10.1	1	2
o.w. Bedlinen, woven		308,602	247,155	-19.9	6,418	5,109	-20.4	2	2
o.w. toilet linen		212,572	178,585	-16.0	3,876	3,889	0.3	2	2
o.w. table linen, woven		120,115	87,086	-27.5	683	845	23.7	1	1
Curtains		526,660	450,021	-14.6	6,929	8,848	27.7	1	2
Other furnishing articles		298,483	208,023	-30.3	1,956	2,240	14.5	1	1
Workwear		466,000	320,357	-31.3	2,648	4,540	71.5	1	1
Men's ensembles		12,466	9,488	-23.9	22	29	29.6	-	-
Men's jackets		66,397	45,411	-31.6	238	281	18.3	-	1
Men's trousers		213,546	143,971	-32.6	700	1,468	109.6	-	1
Men's overalls		41,618	27,023	-35.1	34	56	66.4	-	-
Other men's workwear		69,759	49,922	-28.4	261	471	80.5	-	1
Women's ensembles		1,126	496	-56.0	139	78	-43.8	12	16
Women's jackets		6,277	5,092	-18.9	228	655	187.3	4	13
Women's trousers		13,446	10,067	-25.1	536	1,131	110.8	4	11
Women's overalls		1,639	1,320	-19.4	23	17	-24.0	1	1
Other women's workwear		39,727	27,566	-30.6	467	354	-24.1	1	1
Men's Clothing (incl. workwear)		5,742,330	4,330,581	-24.6	681,305	718,745	5.5	12	17
Overcoats		2,213,555	1,508,068	-31.9	274,229	299,966	9.4	12	20
o.w. woven		1,984,988	1,354,932	-31.7	249,617	281,679	12.8	13	21
Suits		92,369	121,977	32.1	12,645	17,218	36.2	14	14
o.w. woven		84,550	112,573	33.1	12,317	16,745	35.9	15	15
Ensembles		65,131	61,785	-5.1	5,935	17,334	192.1	9	28
o.w. woven		38,144	39,829	4.4	4,074	3,909	-4.0	11	10
Jackets and blazers		447,609	379,416	-15.2	68,166	78,716	15.5	15	21
o.w. woven		354,429	311,011	-12.2	62,140	72,298	16.3	18	23
Trousers		1,399,297	1,032,938	-26.2	156,727	156,249	-0.3	11	15
o.w. woven		1,029,205	784,426	-23.8	118,056	113,626	-3.8	11	14
Shirts		549,614	480,146	-12.6	109,038	131,554	20.6	20	27
o.w. woven		342,849	309,638	-9.7	66,745	80,219	20.2	19	26
Underpants, briefs, etc.		649,634	470,853	-27.5	7,652	6,359	-16.9	1	1
o.w. knitted		593,036	431,528	-27.2	2,537	3,882	53.0	-	1
Swimwear		106,576	101,396	-4.9	2,177	2,788	28.0	2	3
Tracksuits		140,303	116,125	-17.2	43,004	5,781	-86.6	31	5
Women's Clothing (incl. workwear)		11,174,169	8,989,800	-19.5	1,201,481	1,275,396	6.2	11	14
Overcoats		3,287,273	2,315,257	-29.6	399,391	425,531	6.5	12	18
o.w. woven		2,841,984	1,983,130	-30.2	377,736	398,393	5.5	13	20
Suits		19,446	16,613	-14.6	6,990	5,088	-27.2	36	31
o.w. woven		12,395	12,310	-0.7	2,474	2,776	12.2	20	23
Ensembles		97,086	92,540	-4.7	15,903	12,190	-23.3	16	13
o.w. woven		55,933	60,273	7.8	14,649	11,849	-19.1	26	20
Jackets		615,397	504,364	-18.0	157,622	160,328	1.7	26	32
o.w. woven		475,344	391,651	-17.6	138,194	143,033	3.5	29	37
Skirts and dresses		2,284,479	2,101,899	-8.0	284,407	296,984	4.4	12	14
o.w. woven		1,576,261	1,418,976	-10.0	243,964	244,438	0.2	15	17
Trousers		2,155,621	1,697,071	-21.3	145,748	138,393	-5.0	7	8
o.w. woven		1,097,625	959,644	-12.6	112,730	109,280	-3.1	10	11
Blouses		804,645	725,527	-9.9	86,365	85,503	-1.0	11	12
o.w. woven		653,383	573,421	-12.2	75,931	74,937	-1.3	12	13
Slips, petticoats, etc.		1,135,402	811,552	-28.5	10,657	69,762	554.6	1	9
o.w. knitted		980,639	697,950	-28.8	5,701	63,067	1006.2	1	9
Swimwear		359,069	348,552	-2.9	2,116	2,706	27.9	1	1
Tracksuits		332,392	306,596	-7.8	23,990	21,890	-8.8	7	7
Others (knitted and woven)		11,972,186	9,214,579	-23.0	1,053,143	1,090,852	3.6	9	12
Babies' garments		781,666	535,287	-31.5	12,916	20,698	60.3	2	4
o.w. knitted or crocheted		596,042	404,883	-32.1	8,999	12,040	33.8	2	3
T-shirts		1,081,328	882,235	-18.4	213,245	223,652	4.9	20	25
Jerseys, pullovers, cardigans		4,139,452	3,348,262	-19.1	462,077	491,985	6.5	11	15
Special garments		1,618,437	1,117,346	-31.0	45,341	40,569	-10.5	3	4
o.w. woven		1,400,934	966,864	-31.0	41,791	32,707	-21.7	3	3
Other garments, knitted or crocheted		508,585	434,421	-14.6	36,288	22,876	-37.0	7	5
Gloves		1,011,945	715,927	-29.3	2,740	2,583	-5.7	-	-
Ties, bow ties, and cravats		110,831	93,993	-15.2	11,551	8,722	-24.5	10	9
Shawls, scarves, mufflers, mantillas, etc		400,633	334,823	-16.4	195,109	217,266	11.4	49	65
Pantyhose, tights, stockings, socks, etc		1,129,476	874,098	-22.6	14,088	13,355	-5.2	1	2
Brassières, girdles, corsets, etc.		880,902	653,476	-25.8	17,296	11,811	-31.7	2	2
Other accessories		255,086	219,971	-13.8	42,128	36,290	-13.9	17	16
Total Textiles (CH 50-60 + 63 + others*)		16,549,599	12,032,690	-27.3	2,504,410	2,696,247	7.7	15	22
Total Textile - (CH 50-60 + 63)		14,379,469	10,510,763	-26.9	2,234,842	2,428,211	8.7	16	23
Total Clothing - (CH 61+62)		28,973,977	22,777,254	-21.4	2,936,293	3,085,079	5.1	10	14
Total (CH 50-63)		43,353,446	33,288,017	-23.2	5,171,135	5,513,290	6.6	12	17

* including technical textiles from HS chapters 30, 39, 40, 48, 68, 69,70 and 96

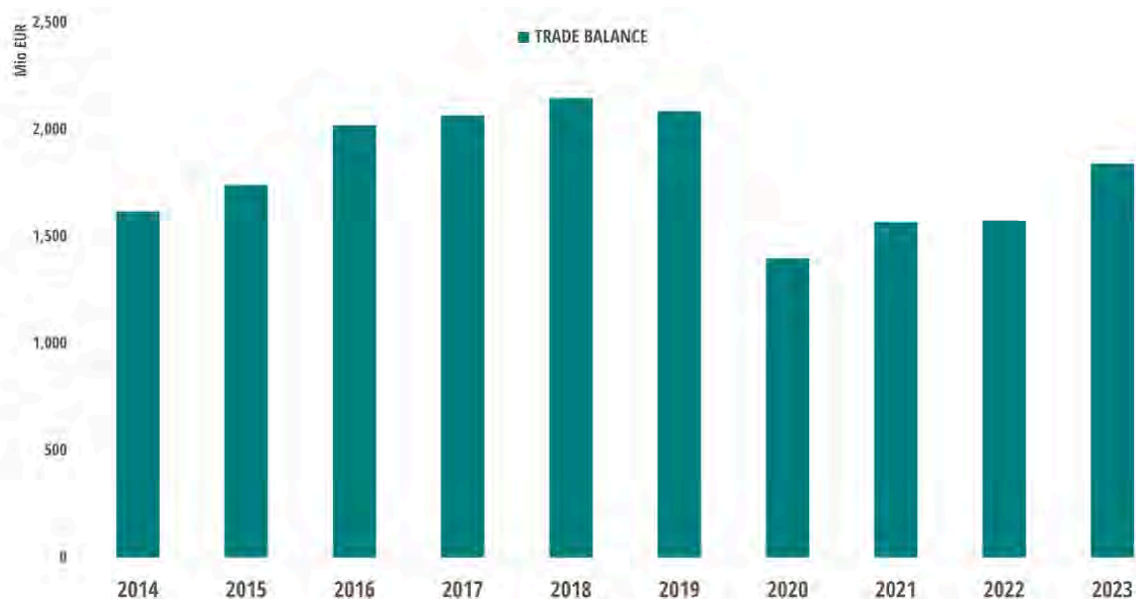
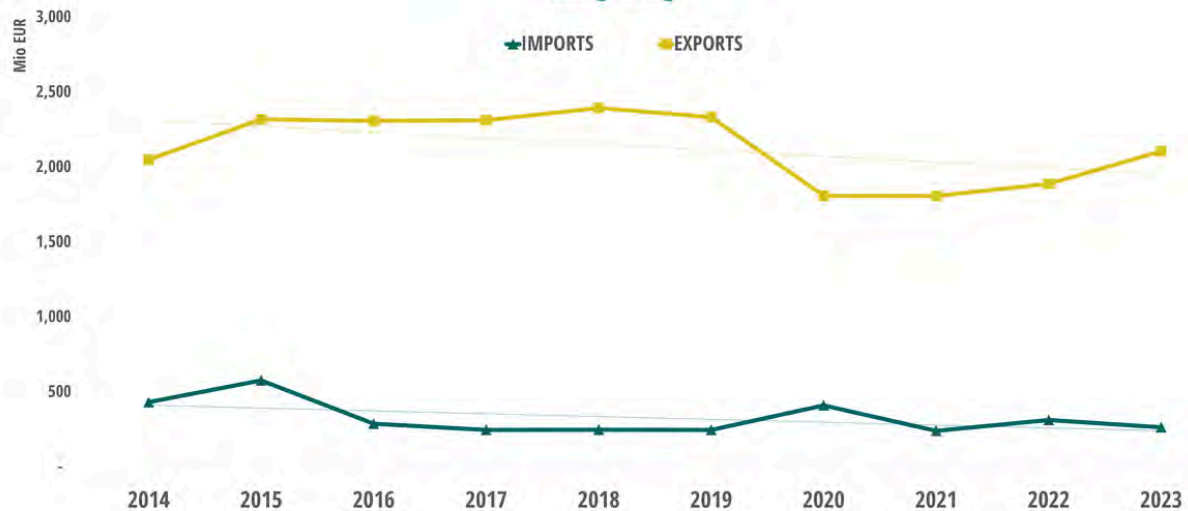
HONG KONG



EU-27 yearly evolution of T&C trade

Hong Kong	IMPORTS			EXPORTS			TRADE BALANCE		
	TEXTILE	CLOTHING	TOTAL	TEXTILE	CLOTHING	TOTAL	TEXTILE	CLOTHING	TOTAL
Unit : €									
Year									
2014	42,269,487	390,599,377	432,868,864	547,859,928	1,502,266,645	2,050,126,573	505,590,442	1,111,667,268	1,617,257,710
2015	53,240,910	524,481,075	577,721,985	586,565,643	1,732,043,868	2,318,609,511	533,324,733	1,207,562,793	1,740,887,526
2016	39,304,975	249,059,452	288,364,427	511,241,130	1,797,944,017	2,309,185,147	471,936,154	1,548,884,565	2,020,820,719
2017	40,698,733	206,903,580	247,602,313	485,597,757	1,827,730,892	2,313,328,649	444,899,026	1,620,827,312	2,065,726,338
2018	37,307,657	210,760,419	248,068,076	477,436,572	1,917,621,929	2,395,058,501	440,128,918	1,706,861,511	2,146,990,429
2019	39,499,109	207,888,764	247,387,873	406,584,703	1,926,579,966	2,333,164,669	367,085,595	1,718,691,202	2,085,776,797
2020	233,779,591	176,855,560	410,635,151	282,076,018	1,526,664,327	1,808,740,345	48,296,427	1,349,808,767	1,398,105,194
2021	50,345,482	190,770,517	241,115,999	338,904,550	1,469,095,624	1,808,000,174	288,559,068	1,278,325,107	1,566,884,175
2022	45,751,328	267,704,693	313,456,021	393,983,226	1,494,693,754	1,888,676,980	348,231,900	1,226,989,061	1,575,220,961
2023	34,370,934	229,984,312	264,355,246	364,619,252	1,741,023,737	2,105,642,989	330,248,319	1,511,039,426	1,841,287,745

EXTRA EU-27 Evolution of T&C trade Hong Kong



HONG KONG



EU-27 (External Trade) Textile and Clothing Trade

Country : Hong Kong

Unit : 1000 €

	IMPORTS			EXPORTS			COVERAGE E/I	
	2022	2023	Evol. %	2022	2023	Evol. %	2022	2023
Natural fibers	15	104	587.5	23,680	26,548	12.1	155,916	25,426
Silk				6	12	105.7		
o.w. raw silk				6	12	105.7		
Wool, fine or coarse animal hair	4	0	-94.1	111	629	464.6	2,681	257,898
o.w. wool, not carded or combed				2				
o.w. wool and fine or coarse animal hair	0	0	-42.5	94	563	498.1	22,194	230,902
Cotton	10	101	927.5	66	738	1015.3	675	733
Other vegetable fibres	1	3	182.7	23,496	25,169	7.1	1,909,180	723,333
o.w. flax		2		23,462	25,045	6.7		1,173,337
Man-made fibres	8	12	46.4	45,823	19,386	-57.7	557,366	161,040
Synthetic staple & tow	4	12	218.5	1,010	94	-90.7	27,794	816
Artificial staple & tow		0		44,790	19,291	-56.9		68,895,970
Yarns and Threads	1,010	3,094	206.2	88,247	112,140	27.1	8,734	3,625
Silk	13	13	6.9	1,067	736	-31.1	8,511	5,490
Wool	41	103	152.2	60,866	44,753	-26.5	149,099	43,474
o.w. carded wool, n.p.r.s.		10		25,608	20,316	-20.7		200,155
o.w. combed wool, n.p.r.s.	1	28	2356.1	19,467	12,337	-36.6	1,723,243	44,464
Cotton	89	110	22.8	8,050	5,396	-33.0	9,005	4,916
o.w. cotton yarn, n.p.r.s.	16	14	-12.8	7,835	5,258	-32.9	48,924	37,665
o.w. cotton yarn, p.r.s.	73	96	30.6	215	138	-36.0	293	144
Other - Vegetable yarns	71	452	538.9	1,698	1,713	0.9	2,399	379
Man-made filaments yarns	421	1,662	294.9	12,947	56,554	336.8	3,076	3,402
o.w. sewing thread	5	8	76.5	459	542	18.2	9,571	6,407
o.w. synthetic filament yarn	121	1,511	1153.6	10,340	7,994	-22.7	8,580	529
o.w. artificial filament yarn	147	65	-55.7	1,657	47,378	2758.4	1,126	72,680
o.w. synthetic monofilament	128	74	-42.3	383	595	55.3	300	809
Man made spun yarns	376	753	100.3	3,618	2,988	-17.4	962	397
o.w. man made spun yarns, n.p.r.s.	357	729	104.1	3,264	2,764	-15.3	913	379
o.w. man made spun yarns, p.r.s.	19	24	26.6	354	224	-36.7	1,905	953
Woven fabrics	16,305	11,112	-31.8	137,751	123,364	-10.4	845	1,110
Silk	81	112	37.5	4,209	3,134	-25.5	5,165	2,797
Wool	135	490	264.0	49,484	47,049	-4.9	36,726	9,593
o.w. carded wool	11	15	31.8	10,670	10,194	-4.5	95,422	69,178
o.w. combed wool	124	476	285.0	38,810	36,845	-5.1	31,411	7,746
Cotton	2,353	420	-82.2	22,658	16,981	-25.1	963	4,047
o.w. cotton, unbleached	265	80	-70.0	619	188	-69.6	233	237
o.w. cotton, dyed	142	49	-65.2	3,359	3,432	2.2	2,364	6,933
o.w. denim fabric	58	59	2.2	2,911	1,736	-40.4	5,004	2,918
Other fabrics	370	480	29.6	3,702	4,204	13.6	1,000	876
o.w. flax	339	479	41.4	3,464	3,940	13.8	1,022	822
Synthetic and artificial filament yarn	2,834	1,346	-52.5	22,127	19,919	-10.0	781	1,480
o.w. synthetic filament yarn	2,776	1,284	-53.7	17,822	15,704	-11.9	642	1,223
o.w. artificial filament yarn	58	62	6.7	4,304	4,216	-2.1	7,418	6,811
Synthetic and artificial staple fibres	1,297	1,462	12.7	19,167	18,412	-3.9	1,477	1,259
o.w. containing > 85% of synthetic	220	352	59.8	2,088	2,023	-3.1	947	574
o.w. containing < 85% of synthetic	445	544	22.0	12	52	331.4	3	10
o.w. containing < 85% synthetic mixed natural fibres	23			1,014	823	-18.9	4,345	
o.w. other synthetics	259	324	25.1	13,438	12,997	-3.3	5,190	4,014
o.w. artificial staple fibres	349	242	-30.6	2,615	2,517	-3.7	749	1,038
Special woven fabrics	9,230	6,801	-26.3	16,397	13,648	-16.8	178	201
o.w. pile fabrics	16	54	246.8	2,151	2,578	19.9	13,792	4,766
o.w. narrow woven fabrics	2,386	1,738	-27.2	3,560	3,149	-11.5	149	181
o.w. labels, badges	5,371	3,718	-30.8	2,776	2,157	-22.3	52	58
o.w. embroidery	818	674	-17.6	924	398	-56.9	113	59
o.w. handwoven tapestries & quilted products	5	74	1468.3	319	136	-57.4	6,731	183
Knitted fabrics	1,656	870	-47.5	38,668	22,461	-41.9	2,335	2,583
Pile fabrics	227	54	-76.4	3,071	955	-68.9	1,353	1,784
< 30 cm; w 5% or more elastome	110	9	-91.8	333	281	-15.7	302	3,113
> 30 cm; w 5% or more elastome	344	337	-2.1	25,445	13,455	-47.1	7,392	3,998
Curtain fabrics and raschel lace	397	163	-59.0	3,446	3,068	-11.0	868	1,885
Other fabrics	578	308	-46.7	6,373	4,702	-26.2	1,103	1,528
Carpets	1,825	2,138	17.2	3,977	4,799	20.7	218	224
Knotted carpets	19	14	-26.1	495	435	-12.2	2,590	3,076
Woven carpets	69	1,042	1418.0	1,256	1,174	-6.6	1,830	113
Tufted carpets	1,560	987	-36.8	1,769	2,114	19.5	113	214
Carpets of felt	29	0	-99.4	162	177	9.3	553	106,577
Technical textiles (excl. Woven fabrics)*	26,167	17,394	-33.5	85,766	79,344	-7.5	328	456
Wadding, felt, nonwovens, rubber thread, twine, cordage, etc.	2,560	3,389	32.4	12,275	12,474	1.6	480	368
o.w. felt	134	114	-15.2	265	263	-0.8	197	231
o.w. nonwovens	956	1,593	66.5	6,990	6,375	-8.8	731	400
o.w. special yarn	21	1	-94.8	1,788	1,484	-17.0	8,622	137,904
o.w. twine, rope	502	663	32.1	2,114	1,546	-26.9	421	233
o.w. nets	339	174	-48.8	530	1,846	248.2	156	1,062
Impregnated, coated, etc., textile fabrics	1,132	921	-18.7	23,317	23,066	-1.1	2,059	2,505
o.w. tyre cord fabric	3	2	-50.0	6	1	-79.6	180	73
o.w. fabrics impregnated, coated etc.	801	594	-25.8	17,024	15,576	-8.5	2,126	2,623
o.w. textile products, articles for technical uses	87	196	125.1	3,823	5,291	38.4	4,389	2,699
Other made up textile articles	22,412	13,069	-41.7	50,160	43,789	-12.7	224	335
o.w. sacks and bags	291	295	1.4	1,407	1,566	11.3	484	531

HONG KONG



EU-27 (External Trade) Textile and Clothing Trade

Country : Hong Kong		IMPORTS			EXPORTS			COVERAGE E/I	
Unit : 1000 €		2022	2023	Evol. %	2022	2023	Evol. %	2022	2023
o.w. tarpaulins, sunblinds & alike		7,024	3,712	-47.1	404	598	48.0	6	16
o.w. other : floorcloths, dishcloths etc		10,379	5,129	-50.6	8,123	6,537	-19.5	78	127
o.w. medical textiles*		794	778	-2.0	26,638	22,563	-15.3	3,357	2,901
o.w. glass fibers and articles thereof*		1,043	907	-13.0	5,675	4,820	-15.1	544	531
o.w. sanitary towels, tampons and napkins*		53	15	-71.3	35	7	-80.1	66	46
o.w. other textiles (outside CH 50-63)*		2,892	2,247	-22.3	7,892	7,713	-2.3	273	343
Worn clothing and other worn articles		234	106	-54.5	823	462	-43.9	352	435
Home textiles		3,169	3,074	-3.0	9,487	11,106	17.1	299	361
Bedlinen, table, toilet and kitchen linen		1,796	808	-55.0	4,835	5,846	20.9	269	724
o.w. Bedlinen, woven		1,016	304	-70.1	2,494	3,356	34.6	245	1,105
o.w. toilet linen		157	254	61.3	1,630	1,251	-23.3	1,038	494
o.w. table linen, woven		211	19	-91.2	608	1,007	65.6	289	5,440
Curtains		429	1,112	159.2	778	430	-44.7	181	39
Other furnishing articles		271	172	-36.5	472	887	87.8	174	515
Workwear		1,302	890	-31.7	2,655	3,162	19.1	204	355
Men's ensembles		111	22	-80.5	99	121	22.6	89	560
Men's jackets		139	281	101.3	203	325	60.0	146	116
Men's trousers		499	243	-51.2	710	886	24.8	142	364
Men's overalls		84	148	77.0	90	63	-29.5	107	43
Other men's workwear		353	8	-97.9	588	354	-39.8	167	4,686
Women's ensembles		19	0	-98.4	90	8	-90.9	462	2,638
Women's jackets		10	16	62.4	176	375	113.1	1,748	2,294
Women's trousers		30	112	275.2	564	891	57.9	1,891	796
Women's overalls		1	0	-75.1	28	22	-19.7	2,510	8,106
Other women's workwear		56	60	7.0	107	115	7.5	192	193
Men's Clothing (incl. workwear)		86,988	45,217	-48.0	242,424	319,523	31.8	279	707
Overcoats		17,905	17,354	-3.1	83,779	113,826	35.9	468	656
o.w. woven		16,750	16,725	-0.2	72,270	101,891	41.0	431	609
Suits		16,171	1,968	-87.8	14,876	16,248	9.2	92	825
o.w. woven		16,145	1,954	-87.9	14,634	15,824	8.1	91	810
Ensembles		1,141	389	-65.9	4,583	7,396	61.4	402	1,899
o.w. woven		1,001	251	-75.0	4,125	4,344	5.3	412	1,733
Jackets and blazers		14,961	6,575	-56.1	31,150	46,659	49.8	208	710
o.w. woven		13,576	6,111	-55.0	26,123	38,307	46.6	192	627
Trousers		15,295	10,711	-30.0	56,438	61,676	9.3	369	576
o.w. woven		13,138	8,171	-37.8	40,995	43,642	6.5	312	534
Shirts		16,955	6,044	-64.4	38,959	57,647	48.0	230	954
o.w. woven		14,599	4,649	-68.2	22,865	34,360	50.3	157	739
Underpants, briefs, etc.		2,590	848	-67.3	4,734	3,798	-19.8	183	448
o.w. knitted		2,213	607	-72.6	3,744	3,146	-16.0	169	518
Swimwear		237	646	172.3	2,582	3,143	21.7	1,088	486
Tracksuits		1,107	575	-48.1	3,131	3,375	7.8	283	587
Women's Clothing (incl. workwear)		87,681	103,078	17.6	584,294	693,337	18.7	666	673
Overcoats		20,568	20,204	-1.8	124,501	158,292	27.1	605	783
o.w. woven		18,972	19,010	0.2	112,881	142,137	25.9	595	748
Suits		333	262	-21.4	8,067	11,249	39.4	2,422	4,295
o.w. woven		211	209	-1.2	5,041	9,543	89.3	2,384	4,570
Ensembles		645	967	50.0	51,134	27,396	-46.4	7,928	2,833
o.w. woven		382	472	23.4	45,507	26,013	-42.8	11,905	5,516
Jackets		5,887	7,474	27.0	68,972	78,333	13.6	1,172	1,048
o.w. woven		4,892	6,342	29.6	53,985	64,005	18.6	1,104	1,009
Skirts and dresses		25,865	30,739	18.8	131,697	146,924	11.6	509	478
o.w. woven		20,341	23,505	15.6	113,964	121,535	6.6	560	517
Trousers		14,075	21,350	51.7	71,565	78,053	9.1	508	366
o.w. woven		9,517	16,758	76.1	58,399	64,047	9.7	614	382
Blouses		5,412	6,060	12.0	34,307	39,271	14.5	634	648
o.w. woven		4,094	5,002	22.2	28,805	33,153	15.1	704	663
Slips, petticoats, etc.		4,049	2,954	-27.1	3,274	59,532	1718.4	81	2,015
o.w. knitted		3,277	1,939	-40.8	989	57,093	5674.6	30	2,944
Swimwear		5,062	8,061	59.2	2,101	2,538	20.8	42	31
Tracksuits		4,085	3,544	-13.2	16,276	17,395	6.9	398	491
Others (knitted and woven)		92,286	79,713	-13.6	667,872	727,963	9.0	724	913
Babies' garments		2,546	2,178	-14.4	7,417	10,949	47.6	291	503
o.w. knitted or crocheted		2,028	1,261	-37.8	5,388	7,987	48.2	266	634
T-shirts		8,068	6,529	-19.1	143,650	153,973	7.2	1,780	2,358
Jerseys, pullovers, cardigans		47,434	39,428	-16.9	187,653	222,785	18.7	396	565
Special garments		11,171	11,836	5.9	70,356	65,895	-6.3	630	557
o.w. woven		8,231	11,131	35.2	64,362	62,791	-2.4	782	564
Other garments, knitted or crocheted		4,729	4,545	-3.9	55,394	61,674	11.3	1,171	1,357
Gloves		3,954	3,489	-11.8	854	898	5.1	22	26
Ties, bow ties, and cravats		378	393	4.1	21,104	12,696	-39.8	5,584	3,227
Shawls, scarves, mufflers, mantillas, etc		3,456	3,169	-8.3	62,166	82,818	33.2	1,799	2,614
Pantyhose, tights, stockings, socks, etc		2,539	1,168	-54.0	3,312	3,930	18.7	130	336
Brassières, girdles, corsets, etc.		5,971	4,773	-20.1	3,781	3,917	3.6	63	82
Other accessories		2,220	2,364	6.5	126,833	113,889	-10.2	5,714	4,817
Total Textiles (CH 50-60 + 63 + others*)		50,533	38,316	-24.2	434,224	399,642	-8.0	859	1,043
Total Textile - (CH 50-60 + 63)		45,751	34,369	-24.9	393,983	364,538	-7.5	861	1,061
Total Clothing - (CH 61+62)		267,705	230,007	-14.1	1,494,694	1,740,921	16.5	558	757
Total (CH 50-63)		313,456	264,376	-15.7	1,888,677	2,105,459	11.5	603	796

* including technical textiles from HS chapters 30, 39, 40, 48, 68, 69, 70 and 96

INDIA



EU-27 yearly evolution of T&C trade

India	IMPORTS			EXPORTS			TRADE BALANCE		
Unit : €	TEXTILE	CLOTHING	TOTAL	TEXTILE	CLOTHING	TOTAL	TEXTILE	CLOTHING	TOTAL
Year									
2014	2,051,923,471	3,570,436,337	5,622,359,808	272,961,977	57,212,719	330,174,696	-1,778,961,493	-3,513,223,618	-5,292,185,111
2015	2,112,771,695	3,904,645,014	6,017,416,709	310,697,379	62,314,657	373,012,036	-1,802,074,316	-3,842,330,357	-5,644,404,673
2016	2,187,668,378	3,986,662,953	6,174,331,331	319,270,417	82,784,218	402,054,635	-1,868,397,962	-3,903,878,735	-5,772,276,697
2017	2,355,871,449	3,954,818,542	6,310,689,991	327,815,050	78,162,013	405,977,063	-2,028,056,399	-3,876,656,528	-5,904,712,927
2018	2,392,689,248	3,895,204,494	6,287,893,742	374,509,158	92,609,518	467,118,676	-2,018,180,091	-3,802,594,976	-5,820,775,067
2019	2,249,199,852	3,920,712,274	6,169,912,126	424,944,315	98,932,101	523,876,416	-1,824,255,536	-3,821,780,173	-5,646,035,709
2020	1,912,354,339	2,949,718,954	4,862,073,293	275,944,397	62,718,672	338,663,069	-1,636,409,942	-2,887,000,282	-4,523,410,224
2021	2,680,317,886	3,397,037,830	6,077,355,716	398,815,796	92,992,030	491,807,826	-2,281,502,090	-3,304,045,800	-5,585,547,890
2022	3,249,671,583	4,640,893,219	7,890,564,802	480,492,453	146,084,280	626,576,733	-2,769,179,133	-4,494,808,939	-7,263,988,072
2023	2,566,365,012	4,041,208,948	6,607,573,960	562,622,920	81,552,327	644,175,247	-2,003,742,092	-3,959,656,621	-5,963,398,713

EXTRA EU-27 Evolution of T&C trade India



INDIA



EU-27 (External Trade) Textile and Clothing Trade

Country : India		IMPORTS			EXPORTS			COVERAGE E/I	
Unit : 1000 €		2022	2023	Evol. %	2022	2023	Evol. %	2022	2023
Natural fibers		140,169	119,456	-14.8	143,265	190,669	33.1	102	160
Silk		3,914	2,174	-44.5					
o.w. raw silk		8	7	-6.8					
Wool, fine or coarse animal hair		11,017	9,503	-13.7	4,564	4,839	6.0	41	51
o.w. wool, not carded or combed		312	114	-63.7	3,806	3,769	-0.9	1,218	3,321
o.w. wool and fine or coarse animal hair		5,506	5,068	-8.0	722	1,002	38.8	13	20
Cotton		91,304	79,051	-13.4	8,446	8,096	-4.1	9	10
Other vegetable fibres		33,933	28,729	-15.3	130,255	177,734	36.5	384	619
o.w. flax		4,155	4,591	10.5	130,074	177,507	36.5	3,131	3,867
Man-made fibres		119,561	76,952	-35.6	32,246	32,268	0.1	27	42
Synthetic staple & tow		99,703	59,816	-40.0	11,319	12,471	10.2	11	21
Artificial staple & tow		10,764	12,055	12.0	18,746	17,921	-4.4	174	149
Yarns and Threads		723,711	567,701	-21.6	27,954	34,354	22.9	4	6
Silk		887	1,059	19.3	222	20	-90.9	25	2
Wool		30,489	40,610	33.2	1,436	1,154	-19.6	5	3
o.w. carded wool, n.p.r.s.		317	399	25.8	150	175	16.7	47	44
o.w. combed wool, n.p.r.s.		28,415	39,075	37.5	989	874	-11.6	3	2
Cotton		414,278	340,457	-17.8	625	869	39.1	-	-
o.w. cotton yarn, n.p.r.s.		403,933	332,610	-17.7	569	831	45.9	-	-
o.w. cotton yarn, p.r.s.		10,345	7,848	-24.1	56	39	-30.6	1	-
Other - Vegetable yarns		20,365	11,107	-45.5	254	324	27.8	1	3
Man-made filaments yarns		153,874	104,177	-32.3	22,769	31,016	36.2	15	30
o.w. sewing thread		1,441	1,601	11.1	2,500	3,205	28.2	173	200
o.w. synthetic filament yarn		142,904	89,661	-37.3	9,849	16,487	67.4	7	18
o.w. artificial filament yarn		3,908	8,697	122.5	1,625	3,013	85.4	42	35
o.w. synthetic monofilament		5,526	4,190	-24.2	8,444	8,207	-2.8	153	196
Man made spun yarns		103,818	70,291	-32.3	2,648	970	-63.4	3	1
o.w. man made spun yarns, n.p.r.s.		100,012	68,070	-31.9	2,398	755	-68.5	2	1
o.w. man made spun yarns, p.r.s.		3,806	2,222	-41.6	250	214	-14.4	7	10
Woven fabrics		340,475	307,804	-9.6	66,388	70,844	6.7	19	23
Silk		10,109	9,356	-7.5	1,015	921	-9.3	10	10
Wool		3,085	4,143	34.3	15,679	22,803	45.4	508	550
o.w. carded wool		572	659	15.2	902	1,603	77.7	158	243
o.w. combed wool		2,506	3,480	38.9	14,752	21,184	43.6	589	609
Cotton		95,580	78,805	-17.6	11,322	8,595	-24.1	12	11
o.w. cotton, unbleached		51,854	39,052	-24.7	188	161	-14.3	-	-
o.w. cotton, dyed		9,839	10,640	8.1	1,248	1,006	-19.4	13	9
o.w. denim fabric		4,404	2,992	-32.1	1,220	641	-47.5	28	21
Other fabrics		43,429	23,694	-45.4	1,301	3,663	181.5	3	15
o.w. flax		13,560	7,873	-41.9	1,275	3,570	179.9	9	45
Synthetic and artificial filament yarn		70,355	59,253	-15.8	15,483	16,910	9.2	22	29
o.w. synthetic filament yarn		67,688	56,603	-16.4	13,909	15,631	12.4	21	28
o.w. artificial filament yarn		2,667	2,650	-0.6	1,574	1,279	-18.7	59	48
Synthetic and artificial staple fibres		42,391	45,445	7.2	8,022	5,904	-26.4	19	13
o.w. containing > 85% of synthetic		2,190	2,415	10.3	4,138	2,859	-30.9	189	118
o.w. containing < 85% of synthetic		827	675	-18.3	117	239	104.3	14	35
o.w. containing < 85% synthetic mixed natural fibres		22,478	23,035	2.5	354	255	-28.1	2	1
o.w. other synthetics		13,617	15,870	16.5	1,026	909	-11.4	8	6
o.w. artificial staple fibres		3,279	3,451	5.2	2,387	1,642	-31.2	73	48
Special woven fabrics		75,445	87,083	15.4	13,565	12,047	-11.2	18	14
o.w. pile fabrics		7,737	7,497	-3.1	1,690	1,366	-19.2	22	18
o.w. narrow woven fabrics		4,064	3,451	-15.1	6,091	5,506	-9.6	150	160
o.w. labels, badges		900	654	-27.3	1,533	903	-41.1	170	138
o.w. embroidery		54,362	68,341	25.7	1,022	1,363	33.3	2	2
o.w. handwoven tapestries & quilted products		512	445	-13.0	63	51	-19.2	12	11
Knitted fabrics		6,585	6,496	-1.3	12,393	7,195	-41.9	188	111
Pile fabrics		470	699	48.6	4,722	2,006	-57.5	1,004	287
< 30 cm; w 5% or more elastome		51	61	20.0	196	92	-53.0	386	151
> 30 cm; w 5% or more elastome		294	279	-5.1	2,241	1,912	-14.7	763	686
Curtain fabrics and raschel lace		1,021	885	-13.3	2,291	1,954	-14.7	224	221
Other fabrics		4,750	4,573	-3.7	2,944	1,232	-58.2	62	27
Carpets		462,244	353,470	-23.5	13,224	12,092	-8.6	3	3
Knotted carpets		45,605	37,100	-18.6	417	477	14.2	1	1
Woven carpets		237,820	177,677	-25.3	2,963	2,413	-18.5	1	1
Tufted carpets		100,455	82,852	-17.5	9,266	8,419	-9.1	9	10
Carpets of felt		1,178	586	-50.3	486	289	-40.6	41	49
Technical textiles (excl. Woven fabrics)*		886,673	709,257	-20.0	194,317	190,245	-2.1	22	27
Wadding, felt, nonwovens, rubber thread, twine, cordage, etc.		53,388	57,213	7.2	42,193	43,327	2.7	79	76
o.w. felt		4,414	4,959	12.4	1,537	1,018	-33.7	35	21
o.w. nonwovens		9,683	14,836	53.2	31,203	25,303	-18.9	322	171
o.w. special yarn		2,825	2,796	-1.0	1,100	1,241	12.7	39	44
o.w. twine, rope		17,973	13,860	-22.9	2,354	3,823	62.4	13	28
o.w. nets		8,740	8,122	-7.1	494	326	-33.9	6	4
Impregnated, coated, etc., textile fabrics		39,366	45,072	14.5	62,674	61,938	-1.2	159	137
o.w. tyre cord fabric		16,074	19,479	21.2	874	585	-33.0	5	3
o.w. fabrics impregnated, coated etc.		9,001	12,400	37.8	23,419	21,007	-10.3	260	169
o.w. textile products, articles for technical uses		9,576	8,810	-8.0	19,825	22,526	13.6	207	256
Other made up textile articles		790,740	604,727	-23.5	89,450	84,958	-5.0	11	14
o.w. sacks and bags		613,578	442,507	-27.9	2,310	2,052	-11.2	-	-

INDIA



EU-27 (External Trade) Textile and Clothing Trade

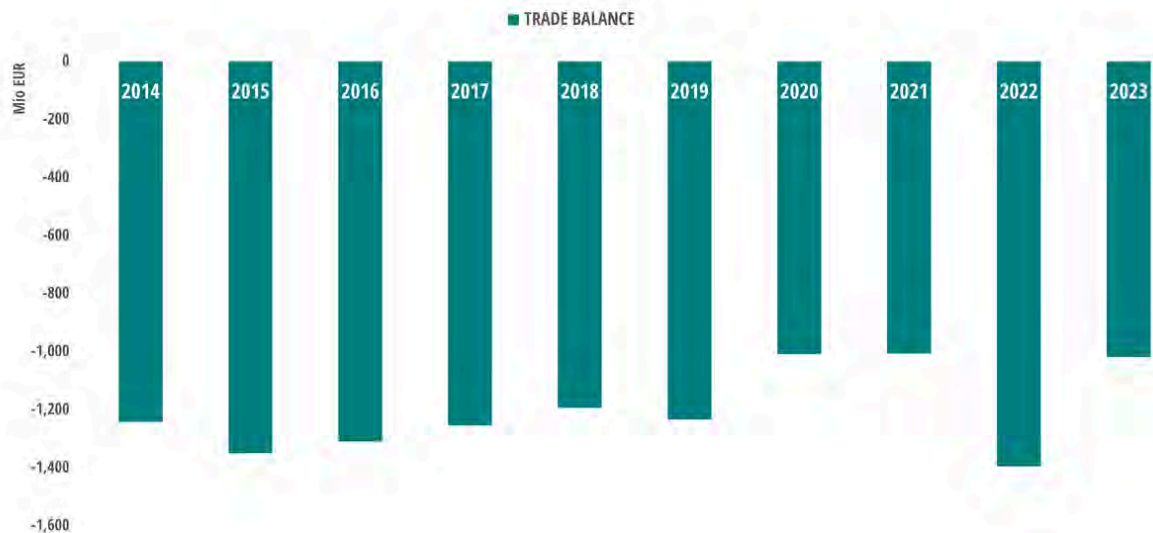
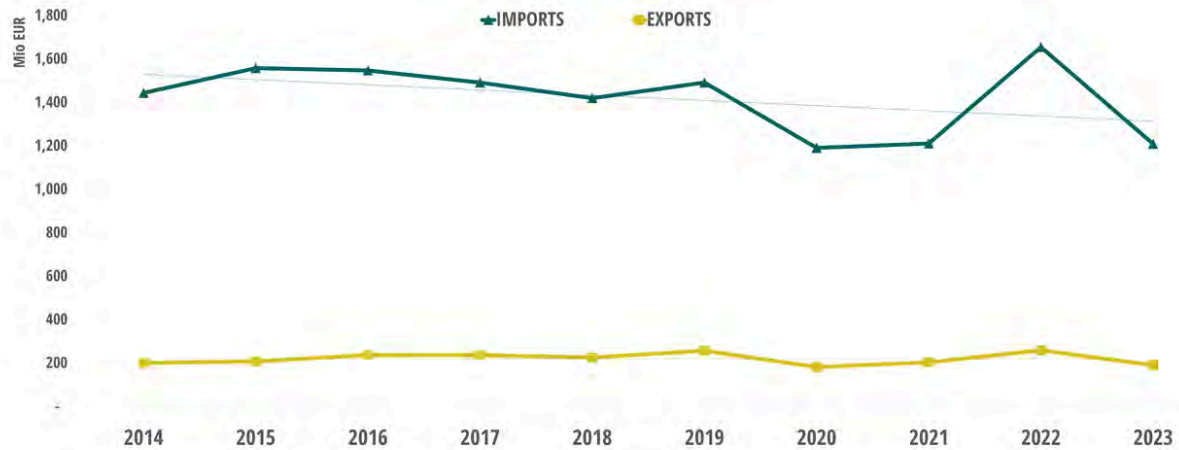
Country : India		IMPORTS			EXPORTS			COVERAGE E/I	
Unit : 1000 €		2022	2023	Evol. %	2022	2023	Evol. %	2022	2023
	o.w. tarpaulins, sunblinds & alike	5,907	4,747	-19.6	415	238	-42.6	7	5
	o.w. other : floorcloths, dishcloths etc	75,733	64,296	-15.1	4,738	5,956	25.7	6	9
	o.w. medical textiles*	22,947	20,944	-8.7	21,848	28,770	31.7	95	137
	o.w. glass fibers and articles thereof*	55,558	59,766	7.6	35,230	26,377	-25.1	63	44
	o.w. sanitary towels, tampons and napkins*	794	739	-6.9	348	444	27.7	44	60
	o.w. other textiles (outside CH 50-63)*	19,402	13,972	-28.0	24,562	21,144	-13.9	127	151
	Worn clothing and other worn articles	30,830	27,394	-11.1	17,330	14,039	-19.0	56	51
	Home textiles	637,641	491,802	-22.9	2,562	3,096	20.8	-	1
	Bedlinen, table, toilet and kitchen linen	431,979	331,786	-23.2	468	725	54.8	-	-
	o.w. Bedlinen, woven	138,887	99,131	-28.6	257	384	49.7	-	-
	o.w. toilet linen	209,213	160,483	-23.3	114	229	101.6	-	-
	o.w. table linen, woven	77,615	66,120	-14.8	94	93	-1.5	-	-
	Curtains	39,077	30,350	-22.3	1,262	1,421	12.5	3	5
	Other furnishing articles	125,762	96,183	-23.5	196	294	50.3	-	-
	Workwear	62,572	46,490	-25.7	297	434	45.9	-	1
	Men's ensembles	2,189	1,829	-16.4	14	18	25.5	1	1
	Men's jackets	4,363	3,256	-25.4	43	24	-42.8	1	1
	Men's trousers	24,769	19,042	-23.1	65	81	24.7	-	-
	Men's overalls	4,021	2,433	-39.5	3	9	257.7	-	-
	Other men's workwear	10,525	6,625	-37.1	140	209	49.1	1	3
	Women's ensembles	84	44	-47.9	3	22	656.0	3	50
	Women's jackets	938	1,339	42.7	3	1	-51.8	-	-
	Women's trousers	859	950	10.6	2	3	69.5	-	-
	Women's overalls	308	210	-31.6	10	0	-98.8	3	-
	Other women's workwear	14,516	10,763	-25.9	15	66	330.1	-	1
	Men's Clothing (incl. workwear)	922,644	818,229	-11.3	42,923	30,793	-28.3	5	4
	Overcoats	22,398	22,221	-0.8	5,600	3,397	-39.3	25	15
	o.w. woven	17,611	17,982	2.1	4,722	2,702	-42.8	27	15
	Suits	4,969	5,941	19.6	769	1,148	49.3	15	19
	o.w. woven	4,869	5,773	18.6	765	1,120	46.4	16	19
	Ensembles	11,743	10,273	-12.5	327	80	-75.5	3	1
	o.w. woven	3,071	2,798	-8.9	319	75	-76.6	10	3
	Jackets and blazers	30,870	30,668	-0.7	3,296	2,623	-20.4	11	9
	o.w. woven	25,621	26,390	3.0	2,910	2,317	-20.4	11	9
	Trousers	307,200	263,753	-14.1	17,240	10,358	-39.9	6	4
	o.w. woven	208,847	197,660	-5.4	14,928	9,470	-36.6	7	5
	Shirts	317,900	327,982	3.2	14,994	12,351	-17.6	5	4
	o.w. woven	204,339	230,846	13.0	9,354	6,119	-34.6	5	3
	Underpants, briefs, etc.	207,461	140,489	-32.3	278	173	-37.7	-	-
	o.w. knitted	184,570	123,554	-33.1	260	141	-45.6	-	-
	Swimwear	699	557	-20.3	48	35	-26.0	7	6
	Tracksuits	5,272	5,106	-3.2	189	184	-2.6	4	4
	Women's Clothing (incl. workwear)	2,066,396	1,914,078	-7.4	58,481	24,461	-58.2	3	1
	Overcoats	34,643	29,513	-14.8	5,343	2,753	-48.5	15	9
	o.w. woven	23,268	21,080	-9.4	4,012	2,106	-47.5	17	10
	Suits	3,379	3,677	8.8	1,904	31	-98.4	56	1
	o.w. woven	2,874	3,130	8.9	1,898	21	-98.9	66	1
	Ensembles	14,192	14,063	-0.9	51	64	24.7	-	-
	o.w. woven	5,496	5,993	9.0	24	52	119.1	-	1
	Jackets	20,324	25,901	27.4	2,507	1,161	-53.7	12	4
	o.w. woven	15,332	20,740	35.3	2,422	1,105	-54.4	16	5
	Skirts and dresses	771,369	762,568	-1.1	14,594	6,083	-58.3	2	1
	o.w. woven	654,691	660,488	0.9	10,528	4,219	-59.9	2	1
	Trousers	404,190	331,207	-18.1	19,517	5,664	-71.0	5	2
	o.w. woven	152,287	152,317	0.0	16,463	4,835	-70.6	11	3
	Blouses	455,348	435,402	-4.4	9,119	3,676	-59.7	2	1
	o.w. woven	409,941	394,750	-3.7	8,574	3,162	-63.1	2	1
	Slips, petticoats, etc.	251,065	194,631	-22.5	274	137	-50.0	-	-
	o.w. knitted	220,674	163,256	-26.0	241	113	-53.3	-	-
	Swimwear	1,130	1,095	-3.1	208	78	-62.6	18	7
	Tracksuits	89,494	97,042	8.4	2,969	960	-67.7	3	1
	Others (knitted and woven)	1,650,833	1,306,814	-20.8	44,641	26,294	-41.1	3	2
	Babies' garments	316,626	256,812	-18.9	4,192	2,328	-44.5	1	1
	o.w. knitted or crocheted	268,400	210,220	-21.7	2,428	1,650	-32.0	1	1
	T-shirts	739,652	587,570	-20.6	13,529	8,013	-40.8	2	1
	Jerseys, pullovers, cardigans	336,688	265,916	-21.0	15,960	8,341	-47.7	5	3
	Special garments	33,426	16,967	-49.2	1,971	1,042	-47.1	6	6
	o.w. woven	32,708	16,191	-50.5	1,551	924	-40.4	5	6
	Other garments, knitted or crocheted	49,397	36,497	-26.1	4,414	1,308	-70.4	9	4
	Gloves	36,681	26,437	-27.9	317	503	58.5	1	2
	Ties, bow ties, and cravats	1,787	1,407	-21.3	322	475	47.5	18	34
	Shawls, scarves, mufflers, mantillas, etc	65,721	63,436	-3.5	1,055	1,160	10.0	2	2
	Pantyhose, tights, stockings, socks, etc	14,337	12,493	-12.9	1,140	1,210	6.1	8	10
	Brassières, girdles, corsets, etc.	20,998	13,606	-35.2	271	310	14.4	1	2
	Other accessories	9,555	8,944	-6.4	1,330	1,661	25.0	14	19
	Total Textiles (CH 50-60 + 63 + others*)	3,348,373	2,661,555	-20.5	562,480	639,355	13.7	17	24
	Total Textile - (CH 50-60 + 63)	3,249,672	2,566,133	-21.0	480,492	562,620	17.1	15	22
	Total Clothing - (CH 61+62)	4,640,893	4,040,934	-12.9	146,084	81,552	-44.2	3	2
	Total (CH 50-63)	7,890,565	6,607,067	-16.3	626,577	644,172	2.8	8	10

* including technical textiles from HS chapters 30, 39, 40, 48, 68, 69, 70 and 96

INDONESIA


EU-27 yearly evolution of T&C trade

Indonesia	IMPORTS			EXPORTS			TRADE BALANCE		
	TEXTILE	CLOTHING	TOTAL	TEXTILE	CLOTHING	TOTAL	TEXTILE	CLOTHING	TOTAL
Unit : €									
Year									
2014	399,204,687	1,045,574,504	1,444,779,191	144,210,304	58,247,971	202,458,275	-254,994,385	-987,326,533	-1,242,320,918
2015	397,418,409	1,161,824,071	1,559,242,480	149,874,162	59,225,723	209,099,885	-247,544,246	-1,102,598,347	-1,350,142,593
2016	368,680,923	1,179,672,349	1,548,353,272	180,163,043	58,370,138	238,533,181	-188,517,881	-1,121,302,211	-1,309,820,092
2017	376,338,360	1,115,882,222	1,492,220,582	161,469,441	75,980,829	237,450,270	-214,868,919	-1,039,901,394	-1,254,770,313
2018	345,976,347	1,074,500,492	1,420,476,839	153,653,837	73,016,726	226,670,563	-192,322,512	-1,001,483,766	-1,193,806,278
2019	350,725,239	1,141,526,782	1,492,252,021	176,773,300	80,959,909	257,733,209	-173,951,938	-1,060,566,872	-1,234,518,810
2020	271,807,770	919,969,220	1,191,776,990	139,965,051	42,757,143	182,722,194	-131,842,719	-877,212,077	-1,009,054,796
2021	280,493,718	931,238,152	1,211,731,870	151,839,638	52,995,066	204,834,704	-128,654,080	-878,243,086	-1,006,897,166
2022	340,273,123	1,315,069,368	1,655,342,491	179,453,199	80,231,809	259,685,008	-160,819,924	-1,234,837,558	-1,395,657,482
2023	233,587,264	976,747,226	1,210,334,490	155,942,655	35,459,993	191,402,648	-77,644,605	-941,287,233	-1,018,931,838

**EXTRA EU-27 Evolution of T&C trade
Indonesia**


INDONESIA



EU-27 (External Trade) Textile and Clothing Trade

Country : Indonesia		IMPORTS			EXPORTS			COVERAGE E/I	
Unit : 1000 €		2022	2023	Evol. %	2022	2023	Evol. %	2022	2023
Natural fibers		285	691	142.2	44,130	38,150	-13.6	15,458	5,517
Wool, fine or coarse animal hair		2							
o.w. wool, not carded or combed		0	0	3355.6	11			206,364	
o.w. wool and fine or coarse animal hair		0	0	3355.6	11			206,364	
Cotton		118	618	423.7	43,009	37,781	-12.2	36,418	6,109
Other vegetable fibres		165	73	-55.9	1,110	369	-66.7	671	507
o.w. flax					1,107	369	-66.6		
Man-made fibres		45,487	37,161	-18.3	34,961	35,049	0.3	77	94
Synthetic staple & tow		27,905	25,484	-8.7	654	422	-35.4	2	2
Artificial staple & tow		17,545	11,246	-35.9	34,118	34,128	0.0	194	303
Yarns and Threads		187,842	116,430	-38.0	3,285	3,238	-1.4	2	3
Silk			0			3			924
Wool		1	4	411.7	28	40	45.2	3,393	963
o.w. carded wool, n.p.r.s.		0	0	-41.3		5			4,044
o.w. combed wool, n.p.r.s.		1	0	-74.9	2	20	716.3	471	15,342
Cotton		17,424	10,712	-38.5	689	222	-67.8	4	2
o.w. cotton yarn, n.p.r.s.		17,386	10,670	-38.6	686	222	-67.7	4	2
o.w. cotton yarn, p.r.s.		37	42	13.5	3			7	
Other - Vegetable yarns		424	86	-79.7	67	29	-56.8	16	34
Man-made filaments yarns		36,271	28,474	-21.5	2,000	2,259	13.0	6	8
o.w. sewing thread		800	105	-86.9	442	169	-61.7	55	161
o.w. synthetic filament yarn		34,613	27,717	-19.9	999	405	-59.5	3	1
o.w. artificial filament yarn		228	49	-78.6	287	1,126	292.5	126	2,308
o.w. synthetic monofilament		630	598	-5.0	272	530	94.8	43	89
Man made spun yarns		133,722	77,154	-42.3	501	685	36.8	-	1
o.w. man made spun yarns, n.p.r.s.		131,965	75,818	-42.5	466	646	38.7	-	1
o.w. man made spun yarns, p.r.s.		1,757	1,336	-23.9	35	38	10.4	2	3
Woven fabrics		40,564	28,696	-29.3	30,847	25,353	-17.8	76	88
Silk		14	9	-34.6	205	302	46.8	1,432	3,215
Wool		3	26	855.8	11,807	7,478	-36.7	439,496	29,122
o.w. carded wool		1	0	-76.5	769	649	-15.6	95,168	341,589
o.w. combed wool		2	25	1256.9	11,038	6,829	-38.1	587,609	26,793
Cotton		13,817	9,138	-33.9	2,454	2,613	6.5	18	29
o.w. cotton, unbleached		6,536	5,062	-22.5	16	5	-70.3	-	-
o.w. cotton, dyed		1,724	959	-44.4	752	632	-16.1	44	66
o.w. denim fabric		1	1	-10.0	32	28	-13.9	3,391	3,244
Other fabrics		134	112	-16.7	4,788	3,002	-37.3	3,576	2,692
o.w. flax		5	3	-35.4	4,788	3,002	-37.3	103,367	100,385
Synthetic and artificial filament yarn		16,850	11,493	-31.8	2,839	2,243	-21.0	17	20
o.w. synthetic filament yarn		16,079	11,373	-29.3	2,440	2,052	-15.9	15	18
o.w. artificial filament yarn		771	121	-84.3	398	191	-52.1	52	158
Synthetic and artificial staple fibres		7,446	5,836	-21.6	5,385	7,001	30.0	72	120
o.w. containing > 85% of synthetic		191	168	-12.0	4,191	5,716	36.4	2,196	3,404
o.w. containing < 85% of synthetic		2,627	876	-66.7	27	24	-10.7	1	3
o.w. containing < 85% synthetic mixed natural fibres		724	1,309	80.7	50	328	549.1	7	25
o.w. other synthetics		3,558	3,152	-11.4	678	826	21.7	19	26
o.w. artificial staple fibres		345	332	-4.0	437	107	-75.5	126	32
Special woven fabrics		2,298	2,080	-9.5	3,370	2,716	-19.4	147	131
o.w. pile fabrics		150	66	-55.8	324	343	5.7	216	516
o.w. narrow woven fabrics		1,764	1,524	-13.6	1,651	1,300	-21.3	94	85
o.w. labels, badges		20	20	1.2	910	787	-13.6	4,603	3,929
o.w. embroidery		144	180	25.3	48	8	-83.3	33	4
o.w. handwoven tapestries & quilted products		20	9	-54.0	37	34	-7.8	182	364
Knitted fabrics		12,449	9,269	-26.5	12,844	9,449	-26.4	103	102
Pile fabrics		11	36	234.8	2,266	707	-68.8	21,205	1,976
< 30 cm; w 5% or more elastome		0	1	236.6	205	74	-63.9	58,832	6,308
> 30 cm; w 5% or more elastome		5,750	4,321	-24.9	5,187	4,528	-12.7	90	105
Curtain fabrics and raschel lace		2,531	1,689	-33.3	2,864	2,312	-19.3	113	137
Other fabrics		4,156	3,222	-22.5	2,323	1,828	-21.3	56	57
Carpets		1,751	559	-68.1	646	1,000	54.7	37	179
Knotted carpets		58	15	-73.5	28	65	136.0	47	422
Woven carpets		335	313	-6.5	275	281	2.3	82	90
Tufted carpets		356	92	-74.2	318	543	71.1	89	592
Carpets of felt		0	0	-5.7		0			11
Technical textiles (excl. Woven fabrics)*		54,496	43,021	-21.1	63,705	62,193	-2.4	117	145
Wadding, felt, nonwovens, rubber thread, twine, cordage, etc.		13,926	14,512	4.2	10,267	12,243	19.2	74	84
o.w. felt		0	1	235.3	340	223	-34.5	100,540	19,642
o.w. nonwovens		4,906	3,113	-36.5	6,171	6,443	4.4	126	207
o.w. special yarn		23	6	-74.7	99	23	-77.0	429	390
o.w. twine, rope		1,618	1,078	-33.4	1,268	605	-52.3	78	56
o.w. nets		4,728	4,773	1.0	54	265	393.5	1	6
Impregnated, coated, etc., textile fabrics		11,471	9,462	-17.5	32,022	27,874	-13.0	279	295
o.w. tyre cord fabric		3,029	2,997	-1.0	173	48	-72.5	6	2
o.w. fabrics impregnated, coated etc.		274	207	-24.2	11,508	6,213	-46.0	4,205	2,995
o.w. textile products, articles for technical uses		431	374	-13.4	12,138	13,542	11.6	2,813	3,624
Other made up textile articles		27,407	19,047	-30.5	21,416	22,076	3.1	78	116
o.w. sacks and bags		13,508	7,410	-45.1	490	59	-88.0	4	1

INDONESIA



EU-27 (External Trade) Textile and Clothing Trade

Country : Indonesia

Unit : 1000 €

	IMPORTS			EXPORTS			COVERAGE E/I	
	2022	2023	Evol. %	2022	2023	Evol. %	2022	2023
o.w. tarpaulins, sunblinds & alike	1,230	1,378	12.0	84	277	228.1	7	20
o.w. other : floorcloths, dishcloths etc.	7,856	5,750	-26.8	1,521	951	-37.5	19	17
o.w. medical textiles*	28	79	179.2	10,935	11,792	7.8	38,834	15,000
o.w. glass fibers and articles thereof*	527	327	-38.0	1,371	1,543	12.5	260	472
o.w. sanitary towels, tampons and napkins*	3	0	-86.4	0	6	71325.1	-	1,407
o.w. other textiles (outside CH 50-63)*	5,947	4,104	-31.0	7,016	7,449	6.2	118	182
Worn clothing and other worn articles	21	120	474.1	27	74	171.5	129	61
Home textiles	3,849	2,098	-45.5	934	886	-5.1	24	42
Bedlinen, table, toilet and kitchen linen	1,711	1,074	-37.2	539	322	-40.3	32	30
o.w. Bedlinen, woven	256	196	-23.4	236	99	-57.8	92	51
o.w. toilet linen	1,026	657	-35.9	198	184	-6.8	19	28
o.w. table linen, woven	410	208	-49.3	64	37	-41.8	16	18
Curtains	174	39	-77.7	94	236	150.0	54	608
Other furnishing articles	880	465	-47.2	252	299	18.6	29	64
Workwear	13,718	5,749	-58.1	272	99	-63.8	2	2
Men's ensembles	0	1	356.1	8	9	6.1	4,103	955
Men's jackets	132	191	44.9	19	14	-27.4	15	7
Men's trousers	8,587	4,276	-50.2	4	6	49.2	-	-
Men's overalls	13	7	-47.0	3	3	-	-	39
Other men's workwear	1,629	235	-85.6	185	42	-77.0	11	18
Women's ensembles	0	6	1295.2	1	1	-	-	20
Women's jackets	158	164	3.8	1	5	285.2	1	3
Women's trousers	507	368	-27.4	3	7	135.0	1	2
Women's overalls	6	7	14.4	1	1	-	14	-
Other women's workwear	2,685	495	-81.6	51	11	-77.6	2	2
Men's Clothing (incl. workwear)	271,950	245,135	-9.9	15,475	7,670	-50.4	6	3
Overcoats	85,370	79,750	-6.6	2,542	836	-67.1	3	1
o.w. woven	73,038	68,777	-5.8	2,071	641	-69.1	3	1
Suits	421	218	-48.2	32	242	666.7	8	111
o.w. woven	352	195	-44.6	31	236	650.3	9	121
Ensembles	541	533	-1.5	17	31	82.0	3	6
o.w. woven	57	9	-83.5	11	11	-1.0	20	117
Jackets and blazers	4,627	3,963	-14.4	1,227	427	-65.2	27	11
o.w. woven	2,567	2,297	-10.5	983	339	-65.5	38	15
Trousers	75,542	63,373	-16.1	7,127	2,688	-62.3	9	4
o.w. woven	53,055	47,542	-10.4	6,125	2,376	-61.2	12	5
Shirts	81,926	80,332	-1.9	4,061	3,273	-19.4	5	4
o.w. woven	73,247	67,231	-8.2	2,889	1,863	-35.5	4	3
Underpants, briefs, etc.	9,085	5,070	-44.2	166	63	-61.9	2	1
o.w. knitted	7,033	3,853	-45.2	164	62	-62.4	2	2
Swimwear	7,401	7,890	6.6	31	5	-84.1	-	-
Tracksuits	5,381	3,694	-31.4	85	25	-71.0	2	1
Women's Clothing (incl. workwear)	500,209	378,861	-24.3	41,071	17,340	-57.8	8	5
Overcoats	95,153	70,221	-26.2	2,881	1,619	-43.8	3	2
o.w. woven	76,385	55,356	-27.5	2,108	1,264	-40.0	3	2
Suits	365	537	46.9	49	20	-60.0	13	4
o.w. woven	291	468	60.7	18	6	-69.5	6	1
Ensembles	1,773	1,432	-19.2	64	14	-77.6	4	1
o.w. woven	720	883	22.6	17	8	-54.0	2	1
Jackets	4,948	4,588	-7.3	2,298	992	-56.8	46	22
o.w. woven	3,579	3,015	-15.8	2,233	947	-57.6	62	31
Skirts and dresses	88,066	75,073	-14.8	8,761	3,116	-64.4	10	4
o.w. woven	77,907	67,821	-12.9	6,659	2,427	-63.6	9	4
Trousers	163,510	108,137	-33.9	12,462	3,836	-69.2	8	4
o.w. woven	52,158	42,129	-19.2	11,082	3,399	-69.3	21	8
Blouses	89,368	72,569	-18.8	7,469	2,328	-68.8	8	3
o.w. woven	85,349	68,282	-20.0	6,362	2,221	-65.1	7	3
Slips, petticoats, etc.	33,773	26,492	-21.6	104	22	-79.0	-	-
o.w. knitted	18,505	13,698	-26.0	63	9	-86.2	-	-
Swimwear	5,663	6,450	13.9	108	43	-60.1	2	1
Tracksuits	13,478	11,483	-14.8	1,635	652	-60.1	12	6
Others (knitted and woven)	542,717	352,100	-35.1	23,671	10,443	-55.9	4	3
Babies' garments	25,024	13,570	-45.8	38	285	644.7	-	2
o.w. knitted or crocheted	21,637	12,723	-41.2	33	280	740.0	-	2
T-shirts	74,789	53,115	-29.0	9,341	3,608	-61.4	12	7
Jerseys, pullovers, cardigans	111,371	69,365	-37.7	8,231	3,211	-61.0	7	5
Special garments	79,547	51,434	-35.3	678	280	-58.7	1	1
o.w. woven	75,359	49,793	-33.9	554	230	-58.6	1	-
Other garments, knitted or crocheted	12,585	5,776	-54.1	1,730	474	-72.6	14	8
Gloves	45,611	37,303	-18.2	227	284	25.4	-	1
Ties, bow ties, and cravats	246	288	17.2	76	62	-18.3	31	21
Shawls, scarves, mufflers, mantillas, etc	1,833	2,081	13.6	217	255	17.6	12	12
Parthyose, tights, stockings, socks, etc	86,578	49,691	-42.6	295	125	-57.6	-	-
Brassières, girdles, corsets, etc.	84,112	60,374	-28.2	380	117	-69.3	-	-
Other accessories	1,833	1,005	-45.2	2,430	1,742	-28.3	133	173
Total Textiles (CH 50-60 + 63 + others*)	346,778	238,091	-31.3	198,775	176,732	-11.1	57	74
Total Textile - (CH 50-60 + 63)	340,273	233,581	-31.4	179,453	155,943	-13.1	53	67
Total Clothing - (CH 61+62)	1,315,069	976,413	-25.8	80,232	35,460	-55.8	6	4
Total (CH 50-63)	1,655,342	1,209,994	-26.9	259,685	191,403	-26.3	16	16

* including technical textiles from HS chapters 30, 39, 40, 48, 68, 69,70 and 96

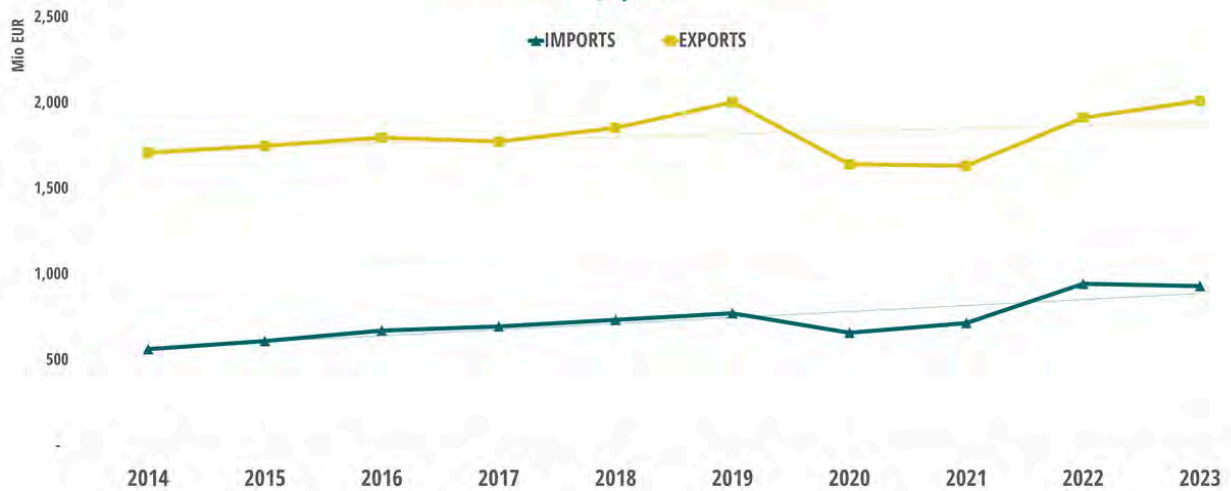
JAPAN



EU-27 yearly evolution of T&C trade

Japan	IMPORTS			EXPORTS			TRADE BALANCE		
Unit : €	TEXTILE	CLOTHING	TOTAL	TEXTILE	CLOTHING	TOTAL	TEXTILE	CLOTHING	TOTAL
Year									
2014	514,787,461	47,861,578	562,649,039	492,340,840	1,216,578,432	1,708,919,272	-22,446,621	1,168,716,854	1,146,270,233
2015	553,006,385	57,395,970	610,402,355	502,726,788	1,246,867,223	1,749,594,011	-50,279,597	1,189,471,253	1,139,191,656
2016	602,306,996	69,111,078	671,418,074	499,901,081	1,297,585,433	1,797,486,514	-102,405,916	1,228,474,356	1,126,068,440
2017	620,281,388	75,047,351	695,328,739	480,076,496	1,293,766,009	1,773,842,505	-140,204,895	1,218,718,659	1,078,513,764
2018	650,258,427	84,040,542	734,298,969	485,810,276	1,368,251,864	1,854,062,140	-164,448,153	1,284,211,322	1,119,763,169
2019	662,517,880	110,102,727	772,620,607	515,429,459	1,489,086,811	2,004,516,270	-147,088,421	1,378,984,083	1,231,895,662
2020	556,084,030	103,069,453	659,153,483	389,645,291	1,252,043,392	1,641,688,683	-166,438,739	1,148,973,939	982,535,200
2021	594,218,383	121,282,938	715,501,321	380,098,923	1,253,134,710	1,633,233,633	-214,119,460	1,131,851,772	917,732,312
2022	803,872,779	140,300,109	944,172,888	428,513,576	1,485,435,295	1,913,948,871	-375,359,201	1,345,135,186	969,775,985
2023	764,159,200	166,500,232	930,659,432	426,133,218	1,585,190,944	2,011,324,162	-338,025,982	1,418,690,713	1,080,664,731

EXTRA EU-27 Evolution of T&C trade Japan



JAPAN



EU-27 (External Trade) Textile and Clothing Trade

Country : Japan		IMPORTS			EXPORTS			COVERAGE E/I	
Unit : 1000 €		2022	2023	Evol. %	2022	2023	Evol. %	2022	2023
Natural fibers		631	1,896	200.5	14,163	7,332	-48.2	2,244	387
Silk		3	8	222.5	3	6	83.8	119	68
o.w. raw silk					3	6	83.8		
Wool, fine or coarse animal hair		27	43	60.6	859	651	-24.2	3,186	1,504
o.w. wool, not carded or combed		3	0	-94.2	453	246	-45.7	16,853	157,605
o.w. wool and fine or coarse animal hair		18	34	84.2	268	361	34.8	1,448	1,060
Cotton		587	1,828	211.2	8,910	3,105	-65.2	1,517	170
Other vegetable fibres		14	17	18.1	4,391	3,570	-18.7	31,120	21,431
o.w. flax		5	14	173.2	4,303	3,382	-21.4	82,843	23,838
Man-made fibres		162,713	173,759	6.8	10,825	7,988	-26.2	7	5
Synthetic staple & tow		69,344	75,069	8.3	8,801	6,340	-28.0	13	8
Artificial staple & tow		91,271	97,399	6.7	1,950	1,591	-18.4	2	2
Yarns and Threads		172,079	135,681	-21.2	32,167	30,692	-4.6	19	23
Silk		676	1,354	100.2	98	111	12.6	15	8
Wool		1,146	1,742	52.1	7,241	5,845	-19.3	632	335
o.w. carded wool, n.p.r.s.		139	57	-59.0	702	388	-44.7	505	680
o.w. combed wool, n.p.r.s.		277	612	121.0	2,564	1,714	-33.1	926	280
Cotton		2,055	1,701	-17.2	3,162	2,740	-13.3	154	161
o.w. cotton yarn, n.p.r.s.		1,694	1,412	-16.6	1,937	1,676	-13.5	114	119
o.w. cotton yarn, p.r.s.		361	289	-19.9	1,225	1,064	-13.2	339	368
Other - Vegetable yarns		349	513	47.0	367	301	-18.0	105	59
Man-made filaments yarns		165,543	128,575	-22.3	18,987	19,156	0.9	11	15
o.w. sewing thread		638	659	3.3	239	176	-26.1	37	27
o.w. synthetic filament yarn		143,104	112,903	-21.1	5,641	7,126	26.3	4	6
o.w. artificial filament yarn		11,806	7,308	-38.1	6,316	5,052	-20.0	53	69
o.w. synthetic monofilament		9,643	7,490	-22.3	6,776	6,798	0.3	70	91
Man made spun yarns		2,311	1,796	-22.3	2,312	2,539	9.8	100	141
o.w. man made spun yarns, n.p.r.s.		2,073	1,655	-20.2	659	716	8.6	32	43
o.w. man made spun yarns, p.r.s.		238	141	-40.8	1,653	1,823	10.3	694	1,293
Woven fabrics		154,297	146,217	-5.2	130,641	138,316	5.9	85	95
Silk		806	1,024	27.1	2,421	3,085	27.4	300	301
Wool		8,620	9,609	11.5	66,044	76,220	15.4	766	793
o.w. carded wool		2,740	1,585	-42.2	12,216	8,854	-27.5	446	559
o.w. combed wool		5,879	7,990	35.9	53,818	67,342	25.1	915	843
Cotton		42,198	39,936	-5.4	17,825	16,171	-9.3	42	40
o.w. cotton, unbleached		2,081	1,650	-20.7	389	292	-25.1	19	18
o.w. cotton, dyed		9,607	9,922	3.3	3,009	2,800	-6.9	31	28
o.w. denim fabric		15,939	11,892	-25.4	62	17	-72.3	-	-
Other fabrics		1,110	608	-45.2	6,808	5,331	-21.7	614	877
o.w. flax		387	255	-34.2	6,564	5,098	-22.3	1,695	2,000
Synthetic and artificial filament yarn		83,580	79,797	-4.5	12,260	11,179	-8.8	15	14
o.w. synthetic filament yarn		67,342	63,614	-5.5	10,293	9,558	-7.1	15	15
o.w. artificial filament yarn		16,239	16,182	-0.3	1,967	1,621	-17.6	12	10
Synthetic and artificial staple fibres		5,974	5,091	-14.8	9,340	7,951	-14.9	156	156
o.w. containing > 85% of synthetic		1,659	1,801	8.6	2,766	2,108	-23.8	167	117
o.w. containing < 85% of synthetic		67	60	-11.6	249	234	-5.9	369	393
o.w. containing < 85% synthetic mixed natural fibres		208	257	23.3	462	571	23.7	222	222
o.w. other synthetics		2,801	2,073	-26.0	3,427	3,295	-3.8	122	159
o.w. artificial staple fibres		1,238	900	-27.3	2,436	1,742	-28.5	197	194
Special woven fabrics		12,006	10,145	-15.5	15,939	18,376	15.3	133	181
o.w. pile fabrics		4,578	3,913	-14.5	7,363	8,203	11.4	161	210
o.w. narrow woven fabrics		4,879	4,410	-9.6	3,920	5,997	53.0	80	136
o.w. labels, badges		1,001	539	-46.2	726	566	-22.1	73	105
o.w. embroidery		339	208	-38.5	852	804	-5.7	251	386
o.w. handwoven tapestries & quilted products		304	72	-76.2	105	146	40.1	34	202
Knitted fabrics		18,301	20,198	10.4	20,348	16,078	-21.0	111	80
Pile fabrics		1,620	1,464	-9.6	2,435	1,831	-24.8	150	125
< 30 cm; w 5% or more elastane		92	97	5.9	128	172	33.8	140	177
> 30 cm; w 5% or more elastane		1,368	770	-43.7	4,978	2,870	-42.4	364	372
Curtain fabrics and raschel lace		3,029	2,897	-4.4	7,223	6,636	-8.1	238	229
Other fabrics		12,191	14,970	22.8	5,584	4,570	-18.2	46	31
Carpets		520	553	6.4	31,107	29,501	-5.2	5,986	5,334
Knotted carpets		63	57	-9.1	1,844	1,733	-6.0	2,929	3,028
Woven carpets		144	109	-24.3	11,916	10,616	-10.9	8,251	9,712
Tufted carpets		141	189	34.1	16,780	15,921	-5.1	11,933	8,445
Carpets of felt		4	9	116.8	163	531	226.0	4,020	6,047
Technical textiles (excl. Woven fabrics)*		446,439	405,451	-9.2	290,460	316,307	8.9	65	78
Wadding, felt, nonwovens, rubber thread, twine, cordage, etc.		206,663	203,394	-1.6	72,509	78,263	7.9	35	38
o.w. felt		878	689	-21.5	3,077	5,175	68.2	351	751
o.w. nonwovens		161,875	167,771	3.6	58,250	40,859	-29.9	36	24
o.w. special yarn		6,756	7,012	3.8	844	781	-7.4	12	11
o.w. twine, rope		8,440	5,632	-33.3	4,474	3,617	-19.2	53	64
o.w. nets		2,553	1,223	-52.1	3,635	2,518	-30.7	142	206
Impregnated, coated, etc., textile fabrics		70,055	66,417	-5.2	42,270	43,414	2.7	60	65
o.w. tyre cord fabric		7,135	7,028	-1.5	232	209	-10.0	3	3
o.w. fabrics impregnated, coated etc.		33,775	32,085	-5.0	9,968	11,470	15.1	30	36
o.w. textile products, articles for technical uses		17,085	17,239	0.9	18,186	16,802	-7.6	106	97
Other made up textile articles		169,564	135,407	-20.1	175,679	194,595	10.8	104	144
o.w. sacks and bags		319	369	15.5	1,789	1,944	8.7	560	527

JAPAN



EU-27 (External Trade) Textile and Clothing Trade

Country : Japan		IMPORTS			EXPORTS			COVERAGE E/I	
Unit : 1000 €		2022	2023	Evol. %	2022	2023	Evol. %	2022	2023
o.w. tarpaulins, sunblinds & alike		829	678	-18.3	5,040	4,064	-19.4	608	600
o.w. other : floorcloths, dishcloths etc		15,059	11,282	-25.1	22,748	20,541	-9.7	151	182
o.w. medical textiles*		23,011	21,372	-7.1	103,986	126,933	22.1	452	594
o.w. glass fibers and articles thereof*		25,714	19,599	-23.8	25,939	21,781	-16.0	101	111
o.w. sanitary towels, tampons and napkins*		216	240	11.1	4	37	721.9	2	15
o.w. other textiles (outside CH 50-63)*		104,572	82,101	-21.5	16,174	19,329	19.5	15	24
Worn clothing and other worn articles		847	1,330	57.1	5,224	6,790	30.0	617	510
Home textiles		1,316	1,857	41.0	29,995	34,199	14.0	2,279	1,842
Bedlinen, table, toilet and kitchen linen		805	880	9.3	21,665	25,515	17.8	2,692	2,900
o.w. Bedlinen, woven		128	116	-9.5	3,670	4,244	15.6	2,860	3,654
o.w. toilet linen		529	625	18.1	15,315	18,301	19.5	2,895	2,929
o.w. table linen, woven		120	108	-10.3	2,196	2,453	11.7	1,824	2,271
Curtains		126	158	25.9	1,576	1,629	3.4	1,255	1,031
Other furnishing articles		213	142	-33.3	2,681	2,262	-15.6	1,257	1,590
Workwear		805	1,290	60.4	4,570	5,560	21.7	568	431
Men's ensembles		97	50	-48.3	109	159	45.5	113	318
Men's jackets		52	67	28.8	1,085	930	-14.3	2,081	1,385
Men's trousers		289	510	76.3	1,475	2,311	56.7	510	453
Men's overalls		6	10	83.9	150	94	-37.0	2,680	919
Other men's workwear		47	70	48.4	438	544	24.1	927	775
Women's ensembles		1	14	995.8	91	46	-50.0	7,297	333
Women's jackets		10	77	660.5	114	272	138.9	1,126	354
Women's trousers		164	358	119.0	273	439	60.5	167	122
Women's overalls		1	3	392.0	12	5	-56.5	2,004	177
Other women's workwear		138	131	-5.3	822	760	-7.5	596	582
Men's Clothing (incl. workwear)		49,100	57,136	16.4	282,551	329,218	16.5	875	576
Overcoats		8,668	9,511	9.7	104,067	133,120	27.9	1,201	1,400
o.w. woven		7,616	8,281	8.7	95,214	119,386	25.4	1,250	1,442
Suits		447	486	8.8	17,724	19,149	8.0	3,966	3,939
o.w. woven		390	455	16.6	17,584	18,879	7.4	4,506	4,148
Ensembles		379	463	22.2	3,326	3,470	4.3	878	749
o.w. woven		183	277	50.8	2,492	2,608	4.6	1,358	942
Jackets and blazers		7,859	9,543	21.4	35,852	46,056	28.5	456	483
o.w. woven		6,710	8,523	27.0	30,368	38,447	26.6	453	451
Trousers		22,032	24,735	12.3	73,279	75,079	2.5	333	304
o.w. woven		17,924	21,850	21.9	61,516	63,372	3.0	343	290
Shirts		8,452	10,959	29.7	35,374	41,014	15.9	419	374
o.w. woven		7,068	8,492	20.1	26,707	30,191	13.0	378	356
Underpants, briefs, etc.		327	263	-19.7	4,530	3,082	-32.0	1,386	1,174
o.w. knitted		106	101	-4.3	4,142	2,368	-42.8	3,908	2,336
Swimwear		63	148	136.3	1,021	1,279	25.2	1,631	865
Tracksuits		625	604	-3.3	5,231	3,151	-39.8	837	522
Women's Clothing (incl. workwear)		38,086	48,064	26.2	569,152	676,934	1.2	1,757	1,408
Overcoats		4,666	4,870	4.4	146,367	160,864	9.9	3,137	3,303
o.w. woven		3,696	4,158	12.5	134,611	146,962	9.2	3,642	3,535
Suits		187	179	-4.0	2,966	5,470	84.4	1,589	3,052
o.w. woven		160	142	-11.2	2,137	4,142	93.8	1,340	2,923
Ensembles		294	166	-43.6	20,224	10,449	-48.3	6,885	6,312
o.w. woven		238	115	-51.9	19,564	9,546	-51.2	8,224	8,335
Jackets		4,467	6,108	36.7	40,648	35,305	-13.1	910	578
o.w. woven		4,022	5,701	41.7	33,241	30,191	-9.2	826	530
Skirts and dresses		9,255	9,736	5.2	96,850	84,908	-12.3	1,046	872
o.w. woven		6,399	6,393	-0.1	76,390	65,719	-14.0	1,194	1,028
Trousers		11,673	16,664	42.8	67,208	54,665	-18.7	576	328
o.w. woven		9,840	15,220	54.7	57,746	47,592	-17.6	587	313
Blouses		3,343	4,866	45.6	37,732	35,265	-6.5	1,129	725
o.w. woven		2,947	4,134	40.3	33,218	31,043	-6.5	1,127	751
Slips, petticoats, etc.		326	259	-20.4	5,840	4,210	-27.9	1,791	1,623
o.w. knitted		173	75	-56.6	4,607	2,753	-40.3	2,657	3,657
Swimwear		163	230	41.5	1,066	1,250	17.3	655	543
Tracksuits		2,160	3,100	43.5	11,643	6,817	-41.5	539	220
Others (knitted and woven)		52,465	60,004	14.4	533,519	578,840	8.5	1,017	965
Babies' garments		564	376	-33.5	17,844	12,246	-31.4	3,162	3,261
o.w. knitted or crocheted		354	294	-16.9	12,734	7,764	-39.0	3,598	2,639
T-shirts		9,136	11,397	24.7	86,590	89,815	3.7	948	788
Jerseys, pullovers, cardigans		23,962	33,777	41.0	179,351	193,790	8.1	748	574
Special garments		2,886	3,102	7.5	61,416	56,613	-7.8	2,128	1,825
o.w. woven		2,843	2,876	1.2	56,928	54,828	-3.7	2,002	1,906
Other garments, knitted or crocheted		9,370	5,341	-43.0	54,435	64,815	19.1	581	1,214
Gloves		599	628	4.8	2,802	2,836	1.2	468	452
Ties, bow ties, and cravats		352	401	14.2	16,661	19,015	14.1	4,740	4,737
Shawls, scarves, mufflers, mantillas, etc		2,084	1,545	-25.8	62,970	90,020	43.0	3,022	5,825
Pantyhose, tights, stockings, socks, etc		2,367	2,190	-7.5	10,334	10,167	-1.6	437	464
Brassières, girdles, corsets, etc.		186	109	-41.7	3,414	2,733	-19.9	1,835	2,518
Other accessories		932	1,061	13.8	39,358	38,416	-2.4	4,221	3,621
Total Textiles (CH 50-60 + 63 + others*)		957,386	887,382	-7.3	574,618	594,091	3.4	60	67
Total Textile - (CH 50-60 + 63)		803,873	764,070	-5.0	428,514	426,010	-0.6	53	56
Total Clothing - (CH 61+62)		140,300	166,385	18.6	1,485,435	1,585,191	6.7	1,059	953
Total (CH 50-63)		944,173	930,455	-1.5	1,913,949	2,011,201	5.1	203	216

* including technical textiles from HS chapters 30, 39, 40, 48, 68, 69, 70 and 96

MEXICO



EU-27 yearly evolution of T&C trade

Mexico	IMPORTS			EXPORTS			TRADE BALANCE		
Unit : €	TEXTILE	CLOTHING	TOTAL	TEXTILE	CLOTHING	TOTAL	TEXTILE	CLOTHING	TOTAL
Year									
2014	41,824,991	49,995,053	91,820,044	311,613,076	369,446,428	681,059,504	269,788,085	319,451,375	589,239,460
2015	50,464,200	59,213,491	109,677,691	351,422,711	423,212,816	774,635,527	300,958,511	363,999,324	664,957,835
2016	69,286,690	72,233,798	141,520,488	382,123,634	459,343,090	841,466,724	312,836,947	387,109,292	699,946,239
2017	61,937,782	77,756,880	139,694,662	440,623,495	467,207,400	907,830,895	378,685,713	389,450,520	768,136,233
2018	67,149,063	77,968,079	145,117,142	462,020,343	493,025,322	955,045,665	394,871,279	415,057,241	809,928,520
2019	78,022,276	75,893,550	153,915,826	467,548,216	493,953,719	961,501,935	389,525,943	418,060,169	807,586,112
2020	75,476,872	61,236,167	136,713,039	356,169,578	304,811,919	660,981,497	280,692,706	243,575,752	524,268,458
2021	78,323,682	66,260,403	144,584,085	418,969,409	419,254,365	838,223,774	340,645,727	352,993,962	693,639,689
2022	92,364,944	76,783,866	169,148,810	516,295,652	610,487,592	1,126,783,244	423,930,709	533,703,727	957,634,436
2023	102,108,209	76,597,452	178,705,661	494,203,695	363,471,045	857,674,740	392,095,485	286,873,594	678,969,079

EXTRA EU-27 Evolution of T&C trade Mexico



MEXICO



EU-27 (External Trade) Textile and Clothing Trade

Country : Mexico	IMPORTS			EXPORTS			Coverage E/I	
	2022	2023	Evol. %	2022	2023	Evol. %	2022	2023
Unit : 1000 €								
Natural fibers	1,774	4,544	156.2	1,676	3,869	130.8	94	85
Silk		0		267	280	4.8		226,006
o.w. raw silk								
Wool, fine or coarse animal hair	41	20	-51.3	615	302	-50.8	1,504	1,519
o.w. wool, not carded or combed	0			287	159	-44.7	344,104	
o.w. wool and fine or coarse animal hair				7	0	-98.6		
Cotton	1,618	4,514	178.9	503	956	89.9	31	21
Other vegetable fibres	115	10	-90.9	291	2,331	701.3	254	22,388
o.w. flax		3		216	253	17.1		7,898
Man-made fibres	12,128	24,540	102.3	25,949	21,744	-16.2	214	89
Synthetic staple & tow	6,805	21,370	214.0	21,455	18,236	-15.0	315	85
Artificial staple & tow	713			1,763	1,022	-42.1	247	
Yarns and Threads	30,666	30,396	-0.9	75,453	81,476	8.0	246	268
Silk	0			14	35	145.4	1,425,902	
Wool	7	131	1779.2	303	323	6.7	4,357	247
o.w. carded wool, n.p.r.s.				3	0	-95.3		
o.w. combed wool, n.p.r.s.	4	5	26.8	165	176	6.9	3,842	3,240
Cotton	9	219	2263.6	3,095	2,611	-15.6	33,364	1,191
o.w. cotton yarn, n.p.r.s.	2	215	9616.6	2,314	1,927	-16.7	104,492	895
o.w. cotton yarn, p.r.s.	7	4	-43.3	780	685	-12.2	11,049	17,088
Other - Vegetable yarns	0	1	3679.5	132	100	-23.9	386,918	7,786
Man-made filaments yarns	30,214	29,665	-1.8	64,493	73,541	14.0	213	248
o.w. sewing thread	67	34	-49.3	4,994	6,405	28.3	7,412	18,734
o.w. synthetic filament yarn	21,727	21,039	-3.2	52,951	61,621	16.4	244	293
o.w. artificial filament yarn	5	1	-89.0	111	60	-46.1	2,084	10,231
o.w. synthetic monofilament	8,406	8,578	2.0	6,364	5,443	-14.5	76	63
Man made spun yarns	435	380	-12.6	7,417	4,865	-34.4	1,704	1,279
o.w. man made spun yarns, n.p.r.s.	335	357	6.6	7,061	4,492	-36.4	2,109	1,259
o.w. man made spun yarns, p.r.s.	101	24	-76.6	356	374	5.0	354	1,587
Woven fabrics	9,134	8,164	-10.6	78,520	81,255	3.5	860	995
Silk	5	10	107.6	121	226	87.2	2,549	2,299
Wool	532	964	81.3	8,976	9,539	6.3	1,688	989
o.w. carded wool	77	467	507.4	1,040	719	-30.9	1,355	154
o.w. combed wool	455	498	9.4	7,936	8,815	11.1	1,744	1,772
Cotton	91	175	91.8	21,460	16,201	-24.5	23,567	9,275
o.w. cotton, unbleached	2	2	-19.9	477	573	20.2	24,841	37,270
o.w. cotton, dyed	3	17	384.1	953	825	-13.5	27,643	4,940
o.w. denim fabric	7	122	1686.9	4,098	3,103	-24.3	59,894	2,538
Other fabrics	23	18	-21.1	2,338	2,633	12.7	10,292	14,690
o.w. flax	12	12	4.2	2,320	2,551	10.0	19,479	20,563
Synthetic and artificial filament yarn	3,253	2,747	-15.5	18,597	22,756	22.4	572	828
o.w. synthetic filament yarn	3,245	2,745	-15.4	15,552	21,481	38.1	479	782
o.w. artificial filament yarn	8	2	-72.0	3,044	1,275	-58.1	40,020	59,821
Synthetic and artificial staple fibres	4,517	3,123	-30.9	11,533	12,611	9.3	255	404
o.w. containing > 85% of synthetic	4,502	2,939	-34.7	5,849	6,732	15.1	130	229
o.w. containing < 85% of synthetic	6	4	-29.7	686	423	-38.4	10,851	9,509
o.w. containing < 85% synthetic mixed natural fibres	0	99	133166.5	606	615	1.4	819,192	623
o.w. other synthetics	4	75	1587.4	1,969	2,715	37.9	44,435	3,630
o.w. artificial staple fibres	5	6	23.0	2,422	2,127	-12.2	51,432	36,723
Special woven fabrics	713	1,127	58.0	15,448	17,269	11.8	2,166	1,532
o.w. pile fabrics	145	205	41.1	522	875	67.8	359	427
o.w. narrow woven fabrics	384	474	23.5	11,884	13,065	9.9	3,095	2,754
o.w. labels, badges	37	29	-21.3	698	526	-24.6	1,904	1,824
o.w. embroidery	13	82	554.6	140	66	-52.9	1,109	80
o.w. handwoven tapestries & quilted products	26	10	-60.5	269	470	75.0	1,016	4,500
Knitted fabrics	378	198	-47.5	39,232	32,173	-18.0	10,377	16,211
Pile fabrics	69	28	-59.3	1,082	595	-45.1	1,563	2,110
> 30 cm; w 5% or more elastome	3	0	-94.2	236	64	-72.9	9,385	43,816
> 30 cm; w 5% or more elastome	8	12	60.7	1,836	1,121	-38.9	24,146	9,180
Curtain fabrics and raschel lace	157	20	-87.2	24,079	21,167	-12.1	15,380	105,766
Other fabrics	142	138	-3.0	11,999	9,226	-23.1	8,440	6,690
Carpets	282	325	15.5	43,208	43,297	0.2	15,335	13,302
Knotted carpets	19	43	120.2	336	427	26.9	1,734	999
Woven carpets	23	30	33.6	4,044	5,128	26.8	17,955	17,039
Tufted carpets	185	217	17.7	36,079	34,627	-4.0	19,532	15,930
Carpets of felt	0	0	6036.1	2,137	2,737	28.1	35,665,298	744,348
Technical textiles (excl. Woven fabrics)*	150,306	141,665	-5.7	299,155	289,117	-3.4	199	204
Wadding, felt, nonwovens, rubber thread, twine, cordage, etc.	8,972	7,113	-20.7	110,149	105,080	-4.6	1,228	1,477
o.w. felt	984	813	-17.4	6,475	8,321	28.5	658	1,024
o.w. nonwovens	5,945	3,392	-42.9	83,712	75,836	-9.4	1,408	2,236
o.w. special yarn	1	2	78.9	1,234	1,262	2.3	137,208	78,487
o.w. twine, rope	155	116	-25.3	5,014	4,568	-8.9	3,232	3,940
o.w. nets	535	232	-56.7	5,718	3,667	-35.9	1,069	1,582
Impregnated, coated, etc., textile fabrics	14,373	11,719	-18.5	104,552	94,213	-9.9	727	804
o.w. tyre cord fabric	1	3	173.6	13,074	8,774	-32.9	1,111,734	272,668
o.w. fabrics impregnated, coated, etc.	7,747	4,895	-36.8	52,806	45,210	-14.4	682	924
o.w. textile products, articles for technical uses	6,233	6,555	5.2	19,388	20,844	7.5	311	318
Other made up textile articles	126,958	122,833	-3.2	84,441	89,814	6.4	67	73
o.w. sacks and bags	355	914	157.7	2,541	1,559	-38.6	716	171

MEXICO



EU-27 (External Trade) Textile and Clothing Trade

Country : Mexico		IMPORTS			EXPORTS			Coverage E/I	
Unit : 1000 €		2022	2023	Evol. %	2022	2023	Evol. %	2022	2023
o.w. tarpaulins, sunblinds & alike		359	292	-18.8	725	718	-1.0	202	246
o.w. other : floorcloths, dishcloths etc		11,751	10,806	-8.0	11,695	10,591	-9.4	100	98
o.w. medical textiles*		63,928	68,933	7.8	16,417	22,295	35.8	26	32
o.w. glass fibers and articles thereof*		48,290	38,198	-20.9	23,428	23,822	1.7	49	62
o.w. sanitary towels, tampons and napkins*		0	1	135.7	5,118	5,251	2.6	1,382,480	601,697
o.w. other textiles (outside CH 50-63)*		2,278	3,689	62.0	24,529	25,588	4.3	1,077	694
Worn clothing and other worn articles		957	652	-31.9	322	274	-14.7	34	42
Home textiles		1,219	2,396	96.5	21,944	16,613	-24.3	1,800	693
Bedlinen, table, toilet and kitchen linen		153	617	302.3	17,981	13,140	-26.9	11,722	2,129
o.w. Bedlinen, woven		32	126	294.5	11,141	8,028	-27.9	34,922	6,378
o.w. toilet linen		78	408	423.1	4,865	2,904	-40.3	6,244	712
o.w. table linen, woven		27	66	141.9	894	655	-26.7	3,295	998
Curtains		608	1,212	99.3	1,610	1,182	-26.6	265	98
Other furnishing articles		327	444	35.9	1,570	1,573	0.2	481	354
Workwear		1,479	3,567	141.3	885	1,404	58.7	60	39
Men's ensembles		91	73	-20.4	9	72	741.0	9	99
Men's jackets		2	4	90.5	278	317	14.2	13,799	8,277
Men's trousers		366	2,529	590.8	235	550	133.5	64	22
Men's overalls		383	252	-34.3	29	7	-77.7	8	3
Other men's workwear		17	110	542.1	94	162	72.6	548	147
Women's ensembles		108	202	86.8	19	22	19.0	17	11
Women's jackets		1	7	756.3	31	17	-44.6	4,043	261
Women's trousers		487	195	-60.0	88	146	65.4	18	75
Women's overalls		1	8	617.3	1	1	-39.9	119	10
Other women's workwear		22	189	753.2	101	111	9.9	457	59
Men's Clothing (incl. workwear)		16,708	20,298	21.5	146,999	109,103	-25.8	880	538
Overcoats		2,097	2,490	18.8	28,640	18,084	-36.9	1,366	726
o.w. woven		1,500	2,187	45.8	24,378	15,331	-37.1	1,625	701
Suits		698	177	-74.7	3,171	7,124	124.6	454	4,034
o.w. woven		673	176	-73.8	3,109	6,465	107.9	462	3,670
Ensembles		106	96	-9.2	765	840	9.8	723	874
o.w. woven		92	91	-1.6	466	553	18.6	505	608
Jackets and blazers		749	364	-51.4	11,327	10,570	-6.7	1,512	2,903
o.w. woven		693	307	-55.6	9,559	9,338	-2.3	1,380	3,038
Trousers		10,054	13,508	34.4	58,520	30,377	-48.1	582	225
o.w. woven		9,634	12,997	34.9	51,642	26,877	-48.0	536	207
Shirts		1,078	1,163	7.9	39,143	36,127	-7.7	3,631	3,106
o.w. woven		965	1,035	7.3	25,352	20,861	-17.7	2,627	2,015
Underpants, briefs, etc.		1,671	2,056	23.0	2,609	2,115	-18.9	156	103
o.w. knitted		1,612	1,954	21.2	2,089	1,733	-17.0	130	89
Swimwear		81	74	-8.4	1,898	2,538	33.7	2,349	3,428
Tracksuits		143	230	60.9	641	917	42.9	450	399
Women's Clothing (incl. workwear)		13,521	14,747	9.1	260,499	130,522	-49.9	1,927	885
Overcoats		546	805	47.5	35,246	19,605	-44.4	6,458	2,436
o.w. woven		491	667	35.8	26,414	14,406	-45.5	5,380	2,161
Suits		76	69	-8.8	2,424	2,318	-4.4	3,186	3,343
o.w. woven		44	63	44.0	941	707	-24.9	2,143	1,118
Ensembles		166	229	37.6	1,269	534	-57.9	763	233
o.w. woven		115	215	87.1	1,010	427	-57.7	878	198
Jackets		221	607	174.1	23,284	18,431	-20.8	10,517	3,037
o.w. woven		174	545	213.7	22,392	17,560	-21.6	12,878	3,219
Skirts and dresses		2,200	2,767	25.8	51,610	26,241	-49.2	2,346	948
o.w. woven		1,808	2,167	19.9	36,126	19,321	-46.5	1,998	891
Trousers		8,331	7,693	-7.7	99,310	30,677	-69.1	1,192	399
o.w. woven		6,912	6,092	-11.9	86,215	23,991	-72.2	1,247	394
Blouses		316	672	112.8	28,837	20,969	-27.3	9,135	3,121
o.w. woven		247	473	91.8	24,844	16,527	-33.5	10,078	3,495
Slips, petticoats, etc.		929	817	-12.0	2,672	2,041	-23.6	288	250
o.w. knitted		887	722	-18.7	1,800	1,347	-25.2	203	187
Swimwear		299	434	45.0	2,444	2,944	20.5	817	678
Tracksuits		353	347	-1.6	10,437	3,542	-66.1	2,955	1,020
Others (knitted and woven)		46,485	41,415	-10.9	202,656	123,238	-39.2	436	298
Babies' garments		305	89	-70.9	13,853	6,625	-52.2	4,541	7,466
o.w. knitted or crocheted		262	63	-76.1	9,140	4,644	-49.2	3,492	7,409
T-shirts		24,592	20,656	-16.0	59,388	39,100	-34.2	241	189
Jerseys, pullovers, cardigans		5,476	6,569	20.0	70,249	42,944	-38.9	1,283	654
Special garments		4,461	3,132	-29.8	10,086	3,808	-62.2	226	122
o.w. woven		4,440	3,118	-29.8	6,860	3,151	-54.1	154	101
Other garments, knitted or crocheted		898	675	-24.8	26,508	8,098	-69.5	2,953	1,199
Gloves		133	588	340.7	2,519	2,729	8.3	1,889	464
Ties, bow ties, and cravats		301	136	-54.9	2,262	2,830	25.1	751	2,087
Shawls, scarves, mufflers, mantillas, etc		257	269	4.6	4,982	4,979	-0.1	1,935	1,848
Pantyhose, tights, stockings, socks, etc		8,147	7,940	-2.5	7,134	5,371	-24.7	88	68
Brassières, girdles, corsets, etc.		1,021	692	-32.2	1,971	3,230	63.9	193	467
Other accessories		1,084	777	-28.3	3,647	4,049	11.0	336	521
Total Textiles (CH 50-60 + 63 + others*)		206,863	212,918	2.9	585,788	570,127	-2.7	283	268
Total Textile - (CH 50-60 + 63)		92,367	102,098	10.5	516,296	493,172	-4.5	559	483
Total Clothing - (CH 61-62)		76,784	76,570	-0.3	610,488	363,472	-40.5	795	475
Total (CH 50-63)		169,151	178,668	5.6	1,126,783	856,643	-24.0	666	479

* including technical textiles from HS chapters 30, 39, 40, 48, 68, 69, 70 and 96

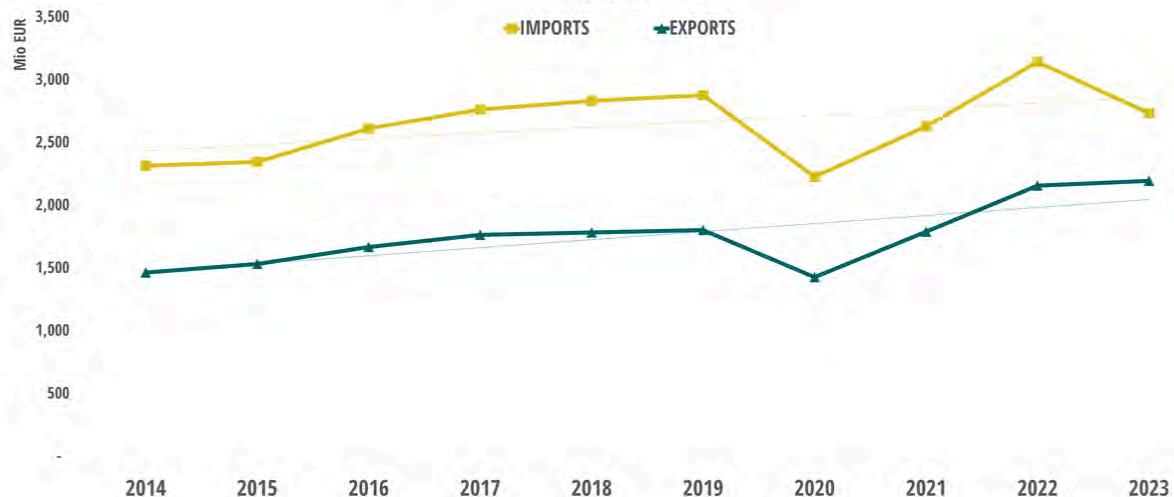
MOROCCO



EU-27 yearly evolution of T&C trade

Morocco	IMPORTS			EXPORTS			TRADE BALANCE		
Unit : €	TEXTILE	CLOTHING	TOTAL	TEXTILE	CLOTHING	TOTAL	TEXTILE	CLOTHING	TOTAL
Year									
2014	187,006,860	2,130,076,658	2,317,083,518	1,257,587,814	208,093,521	1,465,681,335	1,070,580,956	-1,921,983,137	-851,402,181
2015	219,701,099	2,126,702,153	2,346,403,252	1,313,674,571	219,525,681	1,533,200,252	1,093,973,471	-1,907,176,473	-813,203,002
2016	250,282,546	2,363,030,751	2,613,313,297	1,409,177,888	259,335,545	1,668,513,433	1,158,895,343	-2,103,695,206	-944,799,863
2017	256,792,097	2,507,317,161	2,764,109,258	1,506,803,606	258,090,362	1,764,893,968	1,250,011,506	-2,249,226,799	-999,215,293
2018	244,323,032	2,588,449,991	2,832,773,023	1,553,577,019	231,338,757	1,784,915,776	1,309,253,986	-2,357,111,233	-1,047,857,247
2019	243,482,249	2,635,478,893	2,878,961,142	1,596,059,209	207,244,751	1,803,303,960	1,352,576,958	-2,428,234,143	-1,075,657,185
2020	242,583,436	1,985,292,801	2,227,876,237	1,284,101,415	144,409,134	1,428,510,549	1,041,517,979	-1,840,883,667	-799,365,688
2021	153,047,932	2,477,118,493	2,630,166,425	1,598,361,340	192,592,578	1,790,953,918	1,445,313,408	-2,284,525,915	-839,212,507
2022	169,141,726	2,974,012,002	3,143,153,728	1,933,106,386	223,916,361	2,157,022,747	1,763,964,661	-2,750,095,642	-986,130,981
2023	177,847,132	2,557,669,396	2,735,516,528	1,991,497,884	203,868,613	2,195,366,497	1,813,650,753	-2,353,800,782	-540,150,029

EXTRA EU-27 Evolution of T&C trade Morocco



MOROCCO



EU-27 (External Trade) Textile and Clothing Trade

Country : Morocco		IMPORTS			EXPORTS			COVERAGE E/I	
Unit : 1000 €		2022	2023	Evol. %	2022	2023	Evol. %	2022	2023
Natural fibers		563	294	-47.8	11,344	14,764	30.1	2,016	5,026
Wool, fine or coarse animal hair					1	4	202.8		
o.w. wool, not carded or combed					0				
o.w. wool and fine or coarse animal hair		378	235	-37.8	228	260	14.1	60	111
Cotton		343	200	-41.6	85	68	-19.7	25	34
Other vegetable fibres		2	0	-86.6	142	187	32.1	5,798	57,188
o.w. flax		169	37	-78.1	8,513	9,325	9.5	5,030	25,195
Man-made fibres		15	21	-40.8	2,602	5,175	98.9	17,127	24,194
Synthetic staple & tow					412	453	10.1		
Artificial staple & tow		17,334	16,969	-2.1	27,836	24,605	-11.6	161	145
Yarns and Threads		985	3,945	300.4	18,485	23,784	28.7	1,876	603
Silk		1	3	135.2	554	327	-41.0	45,843	11,497
Wool		13,744	14,111	2.7	49,767	54,265	9.0	362	385
o.w. carded wool, n.p.r.s.					34	25	-26.1		
o.w. combed wool, n.p.r.s.		10	52	411.6	6,751	7,750	14.8	66,323	14,884
Cotton		7	9	18.8	1,587	2,608	64.3	21,968	30,394
o.w. cotton yarn, n.p.r.s.		0	43	2812.0	4,921	4,950	0.6	3,259,019	11,621
o.w. cotton yarn, p.r.s.		2,394	1,778	-25.7	12,849	11,634	-9.5	537	654
Other - Vegetable yarns		2,393	1,772	-26.0	12,641	11,480	-9.2	528	648
Man-made filaments yarns		1	7	879.8	208	154	-26.0	30,862	2,332
o.w. sewing thread		1	41	5396.9	874	647	-26.0	116,505	1,569
o.w. synthetic filament yarn		8,904	7,539	-15.3	19,863	26,670	34.3	223	354
o.w. artificial filament yarn		46	53	14.3	7,275	7,550	3.8	15,786	14,334
o.w. synthetic monofilament		8,781	7,429	-15.4	7,743	13,013	68.1	88	175
Man made spun yarns		2	0	-94.8	684	827	21.0	34,370	803,318
o.w. man made spun yarns, n.p.r.s.		75	58	-23.2	4,060	5,180	27.6	5,422	9,003
o.w. man made spun yarns, p.r.s.		2,436	4,699	92.9	9,397	7,539	-19.8	386	160
Woven fabrics		2,245	4,597	104.8	6,982	5,598	-19.8	311	122
Silk		191	103	-46.2	2,415	1,941	-19.6	1,265	1,890
Wool		53,399	56,756	6.3	1,121,222	1,145,794	2.2	2,100	2,019
o.w. carded wool		20	3	-86.0	7,747	8,764	13.1	38,661	311,452
o.w. combed wool		2,759	4,691	70.0	86,477	121,390	40.4	3,134	2,588
Cotton		713	3,113	336.9	64,025	80,598	25.9	8,985	2,589
o.w. cotton, unbleached		2,033	1,577	-22.4	22,210	40,684	83.2	1,092	2,579
o.w. cotton, dyed		22,490	21,822	-3.0	235,264	244,051	3.7	1,046	1,118
o.w. denim fabric		440	230	-47.8	8,687	6,678	-23.1	1,976	2,909
Other fabrics		1,087	1,276	17.5	49,839	58,139	16.7	4,587	4,555
o.w. flax		16,852	16,308	-3.2	12,639	9,006	-28.7	75	55
Synthetic and artificial filament yarn		964	1,700	76.4	63,424	98,475	55.3	6,582	5,792
o.w. synthetic filament yarn		738	1,408	91.0	62,359	94,125	50.9	8,454	6,683
o.w. artificial filament yarn		8,858	9,104	2.8	348,364	310,109	-11.0	3,933	3,406
Synthetic and artificial staple fibres		5,812	4,739	-18.5	268,018	232,588	-13.2	4,612	4,908
o.w. containing > 85% of synthetic		3,046	4,365	43.3	80,346	77,522	-3.5	2,637	1,776
o.w. containing < 85% of synthetic		6,709	4,596	-31.5	280,622	259,072	-7.7	4,183	5,637
o.w. containing < 85% synthetic mixed natural fibres		876	600	-31.5	18,380	16,932	-7.9	2,098	2,821
o.w. other synthetics		35	64	81.5	11,564	10,046	-13.1	32,716	15,659
o.w. artificial staple fibres		142	61	-57.0	32,131	27,407	-14.7	22,579	44,782
Special woven fabrics		2,945	2,300	-21.9	118,003	106,151	-10.0	4,007	4,615
o.w. pile fabrics		2,711	1,570	-42.1	100,543	98,536	-2.0	3,709	6,276
o.w. narrow woven fabrics		11,598	14,818	27.8	99,312	103,877	4.6	856	701
o.w. labels, badges		207	690	234.1	18,573	17,794	-4.2	8,990	2,578
o.w. embroidery		2,240	3,245	44.9	28,390	30,525	7.5	1,268	941
o.w. handwoven tapestries & quilted products		431	421	-2.2	12,192	13,727	12.6	2,830	3,257
Knitted fabrics		2,622	2,386	-9.0	24,671	25,476	3.3	941	1,068
Pile fabrics		280	370	32.3	719	846	17.6	257	229
> 30 cm; w 5% or more elastome		8,291	7,125	-14.1	320,737	312,322	-2.6	3,869	4,383
> 30 cm; w 5% or more elastome		243	154	-36.6	29,391	20,346	-30.8	12,080	13,198
Curtain fabrics and raschel lace		8	32	292.2	5,515	4,783	-13.3	67,270	14,875
Other fabrics		561	561	0.0	56,227	55,369	-1.5	10,028	9,877
Carpets		242	423	74.7	22,035	26,714	21.2	9,110	6,322
Knotted carpets		7,237	5,956	-17.7	207,570	205,109	-1.2	2,868	3,444
Woven carpets		11,323	10,858	-4.1	36,664	37,122	1.2	324	342
Tufted carpets		3,463	2,751	-20.6	348	2,033	483.6	10	74
Carpets of felt		6,503	5,843	-10.1	14,593	11,324	-22.4	224	194
Technical textiles (excl. Woven fabrics)*		409	659	61.2	18,050	19,124	6.0	4,413	2,901
Wadding, felt, nonwovens, rubber thread, twine, cordage, etc.		34	5	-86.4	2,117	2,585	22.1	6,275	56,156
o.w. felt		54,079	53,028	-1.9	377,851	398,544	5.5	699	752
o.w. nonwovens		13,673	14,310	4.7	145,323	130,578	-10.1	1,063	912
o.w. special yarn		7	12	82.9	4,799	5,756	19.9	73,156	47,970
o.w. twine, rope		5,776	6,126	6.1	105,028	88,110	-16.1	1,818	1,438
o.w. nets		2	1	-41.7	1,654	1,670	0.9	70,639	122,231
Impregnated, coated, etc., textile fabrics		55	605	1000.1	9,613	10,314	7.3	17,478	1,705
o.w. tyre cord fabric		7,743	7,463	-3.6	13,349	15,303	14.6	172	205
o.w. fabrics impregnated, coated etc.		8,088	8,481	4.9	150,204	174,939	16.5	1,857	2,063
o.w. textile products, articles for technical uses			12		70	82	17.5		692
Other made up textile articles		3,302	4,821	46.0	113,739	132,427	16.4	3,444	2,747
o.w. sacks and bags		4,664	3,595	-22.9	9,777	12,536	28.2	210	349

MOROCCO



EU-27 (External Trade) Textile and Clothing Trade

Country : Morocco		IMPORTS			EXPORTS			COVERAGE E/I	
Unit : 1000 €		2022	2023	Evol. %	2022	2023	Evol. %	2022	2023
o.w. tarpaulins, sunblinds & alike		32,312	30,222	-6.5	82,316	93,006	13.0	255	308
o.w. other : floorcloths, dishcloths etc		3,612	3,073	-14.9	3,230	4,563	41.3	89	149
o.w. medical textiles*		557	1,138	104.4	1,709	2,754	61.1	307	242
o.w. glass fibers and articles thereof*		13,866	13,094	-5.6	28,234	38,868	37.7	204	297
o.w. sanitary towels, tampons and napkins*		102	108	6.0	10,311	9,676	-6.2	10,094	8,936
o.w. other textiles (outside CH 50-63)*		12,533	10,342	-17.5	17,208	13,881	-19.3	137	134
Worn clothing and other worn articles		655	2,030	209.9	104	252	141.7	16	12
Home textiles		993	451	-54.6	21,528	23,033	7.0	2,168	5,106
Bedlinen, table, toilet and kitchen linen		3,577	3,735	4.4	17,330	27,616	59.4	484	739
o.w. Bedlinen, woven		21,061	27,742	31.7	19,263	23,125	20.1	91	83
o.w. toilet linen		17,672	22,690	28.4	15,176	18,771	23.7	86	83
o.w. table linen, woven		2,645	691	-73.9	7,215	7,537	4.5	273	1,091
Curtains		13,994	21,307	52.3	6,983	9,567	37.0	50	45
Other furnishing articles		298	358	20.1	632	1,097	73.5	212	306
Workwear		2,885	4,361	51.2	1,027	1,445	40.8	36	33
Men's ensembles									
Men's jackets		84,153	96,365	14.5	1,765	2,794	58.3	2	3
Men's trousers		472	146	-69.0	484	230	-52.5	103	157
Men's overalls		9,980	10,891	9.1	236	361	53.2	2	3
Other men's workwear		21,643	24,991	15.5	237	661	179.3	1	3
Women's ensembles		287	373	29.9	6	57	892.2	2	15
Women's jackets		33,285	37,131	11.6	304	901	196.5	1	2
Women's trousers		89	132	48.1	2	0	-91.1	2	-
Women's overalls		2,426	3,032	25.0	14	24	65.5	1	1
Other women's workwear		7,428	9,166	23.4	170	103	-39.3	2	1
Men's Clothing (incl. workwear)		155	4	-97.6	3	20	587.0	2	541
Overcoats		8,388	10,499	25.2	310	437	41.0	4	4
o.w. woven		546,353	517,305	-5.3	32,529	29,906	-8.1	6	6
Suits		53,191	36,372	-31.6	3,774	2,352	-37.7	7	6
o.w. woven		50,586	33,791	-33.2	3,213	1,723	-46.4	6	5
Ensembles		7,397	8,479	14.6	582	915	57.1	8	11
o.w. woven		7,237	8,364	15.6	432	890	106.0	6	11
Jackets and blazers		1,485	1,277	-14.0	736	490	-33.4	50	38
o.w. woven		989	657	-33.6	676	324	-52.1	68	49
Trousers		63,601	58,421	-8.1	1,877	1,917	2.1	3	3
o.w. woven		61,754	57,077	-7.6	1,560	1,630	4.5	3	3
Shirts		243,076	222,277	-8.6	9,848	8,492	-13.8	4	4
o.w. woven		225,262	204,163	-9.4	7,583	7,248	-4.4	3	4
Underpants, briefs, etc.		111,765	115,990	3.8	7,559	7,584	0.3	7	7
o.w. knitted		83,124	79,438	-4.4	3,922	3,322	-15.3	5	4
Swimwear		15,935	18,290	14.8	5,683	5,448	-4.1	36	30
Tracksuits		14,124	16,363	15.8	5,028	4,617	-8.2	36	28
Women's Clothing (incl. workwear)		6,687	5,563	-16.8	349	276	-20.8	5	5
Overcoats		9,637	13,348	38.5	1,795	1,322	-26.4	19	10
o.w. woven		1,817,727	1,509,738	-16.9	49,133	37,669	-23.3	3	2
Suits		226,523	184,407	-18.6	4,598	4,480	-2.5	2	2
o.w. woven		215,120	170,492	-20.7	3,789	4,019	6.1	2	2
Ensembles		1,026	1,780	73.5	103	455	340.4	10	26
o.w. woven		968	1,753	81.1	77	395	414.8	8	23
Jackets		1,068	1,521	42.4	111	219	98.0	10	14
o.w. woven		894	1,391	55.6	92	176	90.6	10	13
Skirts and dresses		265,626	177,805	-33.1	3,091	3,223	4.3	1	2
o.w. woven		260,910	173,298	-33.6	2,839	3,128	10.2	1	2
Trousers		507,191	414,853	-18.2	8,609	6,490	-24.6	2	2
o.w. woven		390,884	312,840	-20.0	6,275	4,598	-26.7	2	1
Blouses		387,454	338,578	-12.6	13,798	7,752	-43.8	4	2
o.w. woven		345,615	298,478	-13.6	10,315	6,205	-39.8	3	2
Slips, petticoats, etc.		247,482	210,614	-14.9	5,145	4,404	-14.4	2	2
o.w. knitted		233,327	197,394	-15.4	4,350	3,705	-14.8	2	2
Swimwear		49,285	51,131	3.7	4,427	3,659	-17.3	9	7
Tracksuits		44,909	47,766	6.4	2,762	2,124	-23.1	6	4
Others (knitted and woven)		14,814	14,202	-4.1	766	776	1.3	5	5
Babies' garments		98,242	85,192	-13.3	2,911	3,217	10.5	3	4
o.w. knitted or crocheted		609,893	530,548	-13.0	142,228	136,288	-4.2	23	26
T-shirts		73,589	39,443	-46.4	6,218	4,224	-32.1	8	11
Jerseys, pullovers, cardigans		52,212	23,579	-54.8	4,942	3,266	-33.9	9	14
Special garments		196,684	187,290	-4.8	26,370	18,550	-29.7	13	10
o.w. woven		171,903	150,232	-12.6	18,405	13,597	-26.1	11	9
Other garments, knitted or crocheted		24,659	14,908	-39.5	5,128	4,295	-16.2	21	29
Gloves		15,764	8,503	-46.1	4,506	3,604	-20.0	29	42
Ties, bow ties, and cravats		69,496	45,037	-35.2	3,561	1,461	-59.0	5	3
Shawls, scarves, mufflers, mantillas, etc		2,120	1,654	-22.0	2,143	1,894	-11.6	101	114
Panty hose, tights, stockings, socks, etc		335	220	-34.3	892	1,564	75.3	266	711
Brassières, girdles, corsets, etc.		1,155	908	-21.4	1,278	1,452	13.7	111	160
Other accessories		7,667	8,543	11.4	1,403	2,351	67.6	18	28
Total Textiles (CH 50-60 + 63 + others*)		3,337	3,378	1.2	73,074	83,913	14.8	2,190	2,484
Total Textile - (CH 50-60 + 63)									
Total Clothing - (CH 61+62)		183,425	190,772	4.0	1,982,258	2,038,344	2.8	1,081	1,068
Total (CH 50-63)		2,974,012	2,557,646	-14.0	223,916	203,869	-9.0	8	8

* including technical textiles from HS chapters 30, 39, 40, 48, 68, 69, 70 and 96

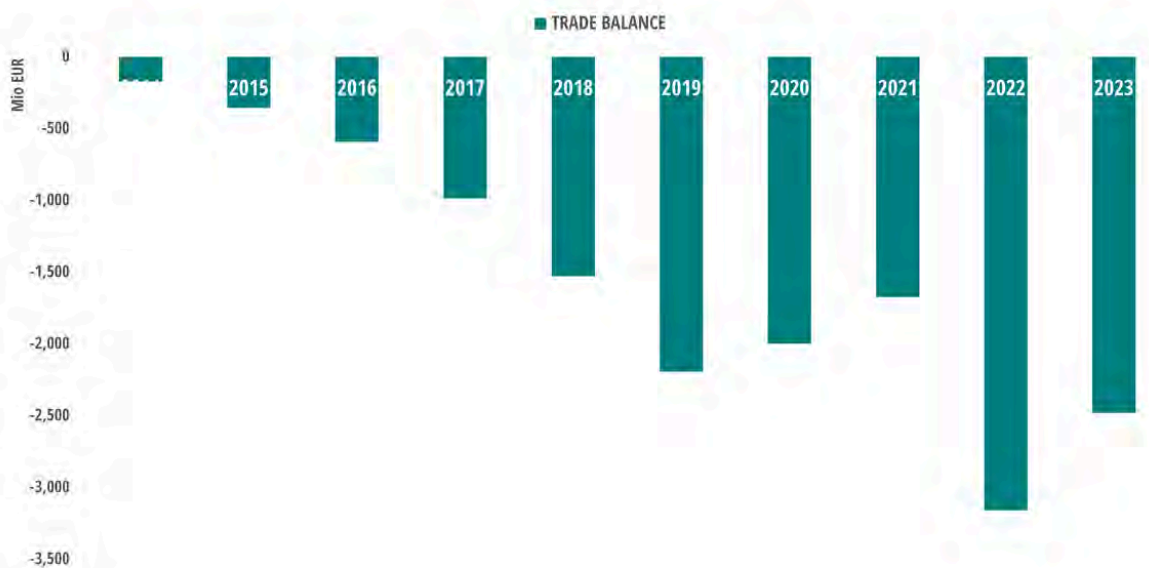
MYANMAR



EU-27 yearly evolution of T&C trade

Myanmar	IMPORTS			EXPORTS			TRADE BALANCE		
Unit : €	TEXTILE	CLOTHING	TOTAL	TEXTILE	CLOTHING	TOTAL	TEXTILE	CLOTHING	TOTAL
Year									
2014	1,068,545	183,117,735	184,186,280	7,368,913	2,850,692	10,219,605	6,300,366	-180,267,043	-173,966,677
2015	2,464,624	365,796,866	368,261,490	8,489,793	5,123,886	13,613,679	6,025,167	-360,672,979	-354,647,812
2016	3,694,392	600,953,025	604,647,417	10,780,484	2,415,190	13,195,674	7,086,091	-598,537,834	-591,451,743
2017	3,925,319	1,000,155,017	1,004,080,336	13,278,723	3,792,101	17,070,824	9,353,405	-996,362,916	-987,009,511
2018	3,672,857	1,541,526,652	1,545,199,509	13,966,040	2,937,781	16,903,821	10,293,184	-1,538,588,871	-1,528,295,687
2019	4,962,020	2,211,226,912	2,216,188,932	17,848,314	4,681,091	22,529,405	12,886,293	-2,206,545,820	-2,193,659,527
2020	6,107,355	2,005,854,730	2,011,962,085	9,706,406	3,583,570	13,289,976	3,599,051	-2,002,271,160	-1,998,672,109
2021	4,565,780	1,680,157,919	1,684,723,699	8,998,015	1,593,164	10,591,179	4,432,235	-1,678,564,755	-1,674,132,520
2022	8,528,706	3,169,028,463	3,177,557,169	15,477,089	1,573,785	17,050,874	6,948,383	-3,167,454,679	-3,160,506,296
2023	7,302,360	2,484,493,549	2,491,795,909	9,627,817	1,924,043	11,551,860	2,325,456	-2,482,569,506	-2,480,244,050

EXTRA EU-27 Evolution of T&C trade Myanmar



MYANMAR



EU-27 (External Trade) Textile and Clothing Trade

Country : Myanmar		IMPORTS			EXPORTS			COVERAGE E/I	
Unit : 1000 €		2022	2023	Evol. %	2022	2023	Evol. %	2021	2022
Natural fibers					31	43	35.6		
Wool, fine or coarse animal hair									
Cotton									
Other vegetable fibres					31	43	35.6		
o.w. flax					31	43	35.6		
Man-made fibres									
Synthetic staple & tow									
Artificial staple & tow									
Yarns and Threads		1	3	379.8	493	106	-78.5	90,166	4,031
Silk									
Wool					240	19	-91.9		
o.w. carded wool, n.p.r.s.						19			
o.w. combed wool, n.p.r.s.						0	-93.2	16,200	5
Cotton		0	2	20899.5	1				
o.w. cotton yarn, n.p.r.s.					1				
o.w. cotton yarn, p.r.s.		0	2	20899.5		0			5
Other - Vegetable yarns									
Man-made filaments yarns		1	1	58.2	134	58	-56.8	24,919	6,803
o.w. sewing thread			1		134	58	-56.8		7,251
o.w. synthetic filament yarn			0						
o.w. artificial filament yarn									
o.w. synthetic monofilament		1							
Man made spun yarns			0		117	28	-75.9		20,633
o.w. man made spun yarns, n.p.r.s.					117	28	-75.9		
o.w. man made spun yarns, p.r.s.			0						
Woven fabrics		3,114	2,532	-18.7	10,061	7,759	-22.9	323	306
Silk			1						
Wool		0			2,364	4,377	85.2	1,313,121	
o.w. carded wool					927	130	-85.9		
o.w. combed wool		0			1,437	4,247	195.6	798,312	
Cotton		3	7	127.2	406	437	7.6	13,732	6,504
o.w. cotton, unbleached			0						
o.w. cotton, dyed			0		104	49	-53.2		48,000
Other fabrics			8		2,131	13	-99.4		167
o.w. flax			8		2,131	13	-99.4		167
Synthetic and artificial filament yarn		130	124	-4.4	1,400	562	-59.9	1,077	452
o.w. synthetic filament yarn		130	124	-4.4	1,382	531	-61.6	1,063	427
o.w. artificial filament yarn					18	31	69.1		
Synthetic and artificial staple fibres		1	4	299.5	3,123	2,003	-35.9	290,474	46,631
o.w. containing > 85% of synthetic		0	2	1890.0	425	217	-48.9	472,177	12,118
o.w. containing < 85% of synthetic					0	0	-60.1		
o.w. containing < 85% synthetic mixed natural fibres			0		2,380	1,732	-27.2		2,059,969
o.w. other synthetics		1	2	102.1	190	54	-71.8	19,925	2,778
o.w. artificial staple fibres		0	0	1533.4	128	0	-100.0	425,687	-
Special woven fabrics		2,980	2,388	-19.9	638	367	-42.4	21	15
o.w. pile fabrics		1	1	10.0					
o.w. narrow woven fabrics		8	19	155.7	308	165	-46.4	4,043	847
o.w. labels, badges		7	14	87.0	183	185	0.9	2,489	1,343
o.w. embroidery		2,223	1,694	-23.8	1			-	
o.w. handwoven tapestries & quilted products		1	4	383.5	48			6,337	
Knitted fabrics		39	19	-52.7	1,003	506	-49.5	2,557	2,733
Pile fabrics		4	1	-79.4	417	125	-70.0	9,825	14,308
< 30 cm; w 5% or more elastome			1		191	192	0.5		16,420
> 30 cm; w 5% or more elastome									
Curtain fabrics and raschel lace		32	15	-52.4	198	66	-66.8	622	434
Other fabrics		3	1	-57.7	196	124	-36.9	6,264	9,349
Carpets			1		27	1	-95.3		166
Knotted carpets									
Woven carpets			1			1			223
Tufted carpets			0		27				
Technical textiles (excl. Woven fabrics)*		24,600	15,317	-37.7	4,600	1,752	-61.9	19	11
Wadding, felt, nonwovens, rubber thread, twine, cordage, etc.		37	199	444.1	556	289	-47.9	1,522	146
o.w. felt					0				
o.w. nonwovens		16	0	-98.3	152	32	-78.7	932	11,449
o.w. special yarn									
o.w. twine, rope			0		0	0	691.7		306
o.w. nets			107						
Impregnated, coated, etc., textile fabrics		1,398	2,332	66.8	3,136	732	-76.6	224	31
o.w. fabrics impregnated, coated etc.		1	1	-18.8	3,086	649	-79.0	438,534	113,665
o.w. textile products, articles for technical uses					13	50	272.5		
Other made up textile articles		23,165	12,786	-44.8	909	730	-19.6	4	6
o.w. sacks and bags		425	355	-16.6					

MYANMAR



EU-27 (External Trade) Textile and Clothing Trade

Country : Myanmar		IMPORTS			EXPORTS			COVERAGE E/I	
Unit : 1000 €		2022	2023	Evol. %	2022	2023	Evol. %	2021	2022
o.w. tarpaulins, sunblinds & alike		33	17	-48.5	2	13	612.0	6	78
o.w. other : floorcloths, dishcloths etc		2,143	701	-67.3	169	128	-24.0	8	18
o.w. medical textiles*		34	17	-50.3	591	507	-14.3	1,733	2,990
o.w. glass fibers and articles thereof*		3,828	3,142	-17.9	14	20	40.4	-	1
o.w. sanitary towels, tampons and napkins*						37			
o.w. other textiles (outside CH 50-63)*		16,701	8,555	-48.8	133	25	-81.4	1	-
Worn clothing and other worn articles		6	2	-66.8	0	49	865026.5	-	2,468
Home textiles		1,332	1,142	-14.2	0	1	240.2	-	-
Bedlinen, table, toilet and kitchen linen		1,154	1,051	-8.9	0	1	224.4	-	-
o.w. Bedlinen, woven		1,154	908	-21.3					
o.w. toilet linen		1	143	20914.4	0	1	224.4	47	1
o.w. table linen, woven			0						
Curtains									
Other furnishing articles		0	0	59.8					
Workwear		35,879	32,590	-9.2	0	0	-52.7	-	-
Men's ensembles		1,058	2,011	90.1					
Men's jackets		2,782	2,024	-27.2					
Men's trousers		20,396	19,467	-4.6	0	0	808.3	-	-
Men's overalls		3,819	974	-74.5					
Other men's workwear		3,190	3,308	3.7	0			-	-
Women's ensembles		1,341	2,414	80.1					
Women's jackets		86	183	114.0					
Women's trousers		1,723	1,215	-29.5					
Women's overalls		0	23	4950.8	0			35	
Other women's workwear		1,484	970	-34.7	0	0	-7.7	-	-
Men's Clothing (incl. workwear)		675,851	574,343	-15.0	221	308	39.1	-	-
Overcoats		383,561	310,027	-19.2	5	2	-49.6	-	-
o.w. woven		332,633	268,674	-19.2	5	0	-99.7	-	-
Suits		1,078	2,083	93.2	23	3	-85.6	2	-
o.w. woven		1,077	1,991	84.9	23	3	-85.6	2	-
Ensembles		2,454	3,048	24.2					
o.w. woven		1,906	2,549	33.7					
Jackets and blazers		24,993	18,399	-26.4	5	16	217.0	-	-
o.w. woven		12,061	11,905	-1.3	5	6	23.6	-	-
Trousers		155,312	126,066	-18.8	90	182	102.4	-	-
o.w. woven		111,761	99,725	-10.8	86	176	103.9	-	-
Shirts		73,826	90,553	22.7	98	100	2.4	-	-
o.w. woven		64,894	78,440	20.9	31	28	-10.0	-	-
Underpants, briefs, etc.		13,847	8,127	-41.3	1	3	430.7	-	-
o.w. knitted		12,942	7,367	-43.1	1	3	430.2	-	-
Swimwear		8,211	3,766	-54.1					
Tracksuits		9,313	8,626	-7.4					
Women's Clothing (incl. workwear)		1,556,907	1,207,886	-22.4	487	569	16.8	-	-
Overcoats		743,483	545,010	-26.7	10	16	63.2	-	-
o.w. woven		641,611	467,603	-27.1	5	3	-28.6	-	-
Suits		524	408	-22.1					
o.w. woven		148	314	111.3					
Ensembles		4,165	4,491	7.8	0			-	-
o.w. woven		1,666	2,691	61.5	0			-	-
Jackets		82,035	73,838	-10.0	8			-	-
o.w. woven		55,629	59,337	6.7	6			-	-
Skirts and dresses		136,705	127,481	-6.7	45	471	957.9	-	-
o.w. woven		72,962	73,340	0.5	34	24	-30.6	-	-
Trousers		411,268	295,476	-28.2	364	47	-87.0	-	-
o.w. woven		188,700	166,048	-12.0	352	39	-88.9	-	-
Blouses		53,507	64,426	20.4	59	26	-55.3	-	-
o.w. woven		40,286	51,187	27.1	55	22	-60.3	-	-
Slips, petticoats, etc.		75,944	52,781	-30.5	0			-	-
o.w. knitted		73,148	49,002	-33.0	0			-	-
Swimwear		17,178	17,491	1.8					
Tracksuits		28,758	24,455	-15.0	0	1	73.4	-	-
Others (knitted and woven)		936,265	701,845	-25.0	866	1,048	21.0	-	-
Babies' garments		49,528	41,861	-15.5	0			-	-
o.w. knitted or crocheted		32,952	25,269	-23.3	0			-	-
T-shirts		86,681	63,865	-26.3	154	87	-43.5	-	-
Jerseys, pullovers, cardigans		349,465	274,759	-21.4	43	15	-64.7	-	-
Special garments		302,366	212,510	-29.7	0	40	31216.5	-	-
o.w. woven		266,363	192,315	-27.8	0	40	31088.0	-	-
Other garments, knitted or crocheted		26,134	21,542	-17.6	6	5	-16.8	-	-
Gloves		346	360	3.9	1	1	-33.0	-	-
Ties, bow ties, and cravats		847	486	-42.6	1	4	365.7	-	1
Shawls, scarves, mufflers, mantillas, etc		3,887	2,710	-30.3	5	2	-68.7	-	-
Pantyhose, tights, stockings, socks, etc		14,188	6,032	-57.5	0	0	-99.2	-	-
Brassières, girdles, corsets, etc.		99,562	73,038	-26.6	511	836	63.7	1	1
Other accessories		1,197	1,118	-6.6	145	61	-58.0	12	5
Total Textiles (CH 50-60 + 63 + others*)		29,092	19,017	-34.6	16,215	10,216	-37.0	56	54
Total Textile - (CH 50-60 + 63)		8,529	7,302	-14.4	15,477	9,628	-37.8	181	132
Total Clothing - (CH 61+62)		3,169,028	2,484,115	-21.6	1,574	1,924	22.3	-	-
Total (CH 50-63)		3,177,557	2,491,417	-21.6	17,051	11,552	-32.3	1	-

* Including technical textiles from HS chapters 30, 39, 40, 48, 68, 69, 70 and 96

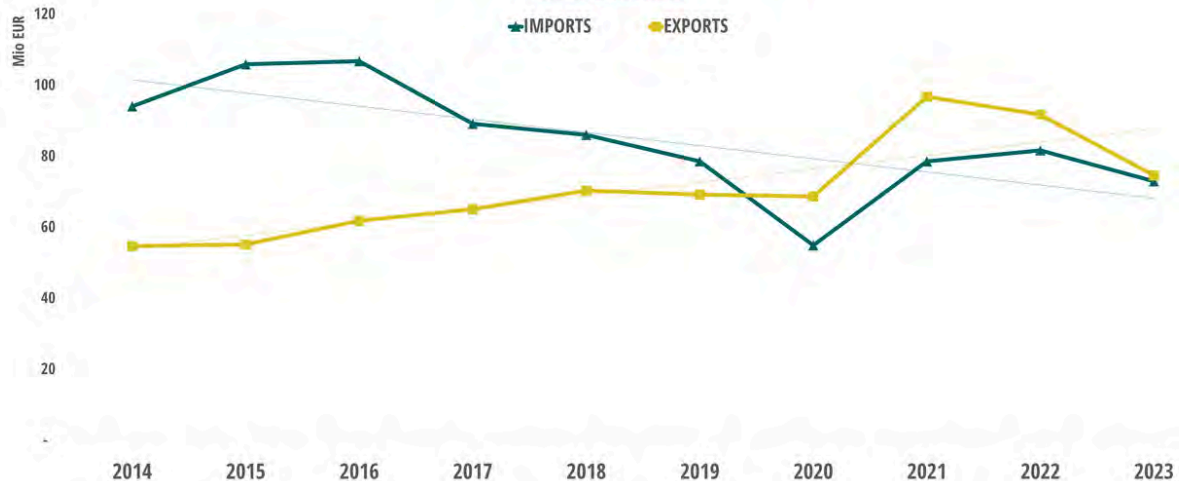
NEW ZEALAND



EU-27 yearly evolution of T&C trade

New Zealand	IMPORTS			EXPORTS			TRADE BALANCE		
Unit : €	TEXTILE	CLOTHING	TOTAL	TEXTILE	CLOTHING	TOTAL	TEXTILE	CLOTHING	TOTAL
Year									
2014	92,882,315	1,215,796	94,098,111	41,926,083	12,837,603	54,763,686	-50,956,229	11,621,806	-39,334,423
2015	104,454,216	1,485,822	105,940,038	41,211,048	14,006,309	55,217,357	-63,243,167	12,520,486	-50,722,681
2016	105,131,155	1,682,552	106,813,707	43,304,480	18,596,047	61,900,527	-61,826,673	16,913,494	-44,913,179
2017	87,984,625	1,202,081	89,186,706	44,054,373	21,073,908	65,128,281	-43,930,252	19,871,827	-24,058,425
2018	84,741,568	1,336,907	86,078,475	47,667,194	22,705,900	70,373,094	-37,074,374	21,368,992	-15,705,382
2019	77,055,730	1,533,829	78,589,559	45,785,295	23,488,457	69,273,752	-31,270,436	21,954,629	-9,315,807
2020	53,206,254	1,751,201	54,957,455	45,880,701	22,833,068	68,713,769	-7,325,553	21,081,867	13,756,314
2021	75,538,865	3,071,587	78,610,452	68,712,569	28,092,213	96,804,782	-6,826,296	25,020,626	18,194,330
2022	76,800,619	4,891,234	81,691,853	57,612,469	34,135,035	91,747,504	-19,188,152	29,243,801	10,055,649
2023	68,029,280	4,981,706	73,010,986	44,080,930	30,561,019	74,641,949	-23,948,347	25,579,313	1,630,966

EXTRA EU-27 Evolution of T&C trade
New Zealand



NEW ZEALAND



EU-27 (External Trade) Textile and Clothing Trade

Country : New Zealand

Unit : 1000 €

	IMPORTS			EXPORTS			Coverage E/I	
	2022	2023	Evol. %	2022	2023	Evol. %	2022	2023
Natural fibers	70,868	61,486	-13.2	562	395	-29.7	1	1
Silk	0			10	0	-98.6	171,205	
o.w. raw silk				10				
Wool, fine or coarse animal hair	70,865	61,481	-13.2	2			-	
o.w. wool, not carded or combed	70,207	60,756	-13.5					
o.w. wool and fine or coarse animal hair	64	487	664.6	2			3	
Cotton	0	1	193.6	11	15	39.7	4,567	2,174
Other vegetable fibres	2	5	98.3	539	380	-29.5	21,918	7,793
o.w. flax	2	0	-95.6	260	233	-10.4	11,770	242,297
Man-made fibres	85	134	57.3	149	46	-69.2	175	34
Synthetic staple & tow	28	31	12.8	147	40	-73.2	535	127
Artificial staple & tow				1				
Yarns and Threads	231	155	-32.7	5,299	4,528	-14.6	2,298	2,919
Silk	3	1	-70.2	7	2	-66.5	251	281
Wool	192	69	-64.2	1,303	1,537	18.0	678	2,237
o.w. carded wool, n.p.r.s.	8			30	808	2634.4	360	
o.w. combed wool, n.p.r.s.	136	27	-80.1	679	58	-91.4	499	215
Cotton	22	15	-34.0	338	317	-6.2	1,515	2,155
o.w. cotton yarn, n.p.r.s.	0	1	67817.0	60	41	-31.9	6,051,735	6,071
o.w. cotton yarn, p.r.s.	22	14	-37.1	278	276	-0.6	1,244	1,966
Other - Vegetable yarns	0	7	1618.0	18	16	-7.0	4,365	236
Man-made filaments yarns	12	37	210.8	3,569	2,573	-27.9	29,958	6,949
o.w. sewing thread	0	2	5847.0	503	545	8.5	1,354,326	24,706
o.w. synthetic filament yarn	0	28	8998.6	404	337	-16.6	131,555	1,206
o.w. artificial filament yarn				19	1	-92.5		
o.w. synthetic monofilament	12	6	-44.1	2,633	1,686	-36.0	22,759	26,050
Man made spun yarns	1	27	2571.2	65	82	26.3	6,432	304
o.w. man made spun yarns, n.p.r.s.	1	27	2579.2	57	59	3.8	5,657	219
o.w. man made spun yarns, p.r.s.	0			8	23	186.8	264,393	
Woven fabrics	323	135	-58.2	10,985	8,325	-24.2	3,401	6,167
Silk	44	1	-98.3	178	79	-55.5	404	10,682
Wool	95	16	-82.8	346	184	-46.8	365	1,129
o.w. carded wool	8	7	-17.7	146	110	-24.4	1,778	1,633
o.w. combed wool	87	10	-89.0	201	74	-63.0	231	774
Cotton	13	3	-74.2	985	458	-53.5	7,717	13,915
o.w. cotton, unbleached	0	0	1064.4	7	14	84.0	44,011	6,954
o.w. cotton, dyed	3	1	-54.3	250	53	-78.9	7,662	3,534
o.w. denim fabric		0		0				
Other fabrics	1	2	223.4	1,398	1,103	-21.1	215,002	52,462
o.w. flax	1	2	206.5	1,354	1,090	-19.5	208,219	54,705
Synthetic and artificial filament yarn	26	14	-45.1	3,576	3,423	-4.3	13,743	23,943
o.w. synthetic filament yarn	26	14	-45.1	3,459	3,344	-3.3	13,294	23,389
o.w. artificial filament yarn				117	79	-32.3		
Synthetic and artificial staple fibres	16	10	-35.8	2,603	1,597	-38.6	16,411	15,684
o.w. containing > 85% of synthetic	9	2	-80.6	1,536	747	-51.4	16,921	42,391
o.w. containing < 85% of synthetic				25	1	-97.3		
o.w. containing < 85% synthetic mixed natural fibres		1		93	101	7.7		17,887
o.w. other synthetics	4	2	-55.4	471	391	-17.0	10,728	19,956
o.w. artificial staple fibres	2	6	146.4	478	358	-25.0	19,958	6,072
Special woven fabrics	129	88	-31.5	1,899	1,480	-22.1	1,477	1,681
o.w. pile fabrics	13	28	106.5	749	785	4.8	5,562	2,822
o.w. narrow woven fabrics	0	10	2950.0	864	503	-41.8	260,166	4,963
o.w. labels, badges	13	11	-11.9	76	20	-74.0	596	176
o.w. embroidery	0	0	-50.1	13	9	-31.3	6,698	9,220
o.w. handwoven tapestries & quilted products	0	0	-44.7	16	13	-20.6	5,145	7,388
Knitted fabrics	16	18	13.4	4,333	3,971	-8.4	27,779	22,446
Pile fabrics	0	1	587.4	218	192	-12.0	134,638	17,232
< 30 cm; w 5% or more elastome	0			1	21	3820.9	1,267	
> 30 cm; w 5% or more elastome	0	3	2162.9	292	181	-37.8	224,341	6,168
Curtain fabrics and raschel lace	0	0	-85.5	3,681	3,514	-4.5	1,405,827	9,249,558
Other fabrics	15	14	-9.4	142	62	-56.7	948	453
Carpets	23	26	9.1	8,841	4,918	-44.4	37,645	19,200
Knotted carpets	3	3	-11.9	128	116	-9.7	4,252	4,355
Woven carpets	3	4	35.1	894	826	-7.6	30,018	20,540
Tufted carpets	16	16	-0.9	5,141	2,908	-43.4	31,956	18,239
Carpets of felt				2,588	885	-65.8		
Technical textiles (excl. Woven fabrics)*	7,205	6,288	-12.7	36,484	34,645	-5.0	506	561
Wadding, felt, nonwovens, rubber thread, twine, cordage, etc.	793	258	-67.4	11,867	9,609	-19.0	1,496	3,718
o.w. felt	7	1	-83.4	125	150	20.1	1,672	12,135
o.w. nonwovens	14	6	-57.7	5,711	3,915	-31.4	41,406	67,174
o.w. special yarn	10	9	-8.5	89	157	75.8	905	1,739
o.w. twine, rope	636	163	-74.4	2,905	2,626	-9.6	457	1,610
o.w. nets	50	54	7.2	2,722	2,395	-12.0	5,404	4,434
Impregnated, coated, etc., textile fabrics	2,164	1,395	-35.5	6,077	5,924	-2.5	281	425
o.w. tyre cord fabric		1		0	5	9292.1		933
o.w. fabrics impregnated, coated etc.	2,139	1,350	-36.9	1,945	1,958	0.7	91	145
o.w. textile products, articles for technical uses	21	38	79.6	2,493	2,775	11.3	11,722	7,264
Other made up textile articles	4,243	4,631	9.2	18,539	19,111	3.1	437	413
o.w. sacks and bags	35	3	-91.1	107	83	-22.7	305	2,659

NEW ZEALAND



EU-27 (External Trade) Textile and Clothing Trade

Country : New Zealand		IMPORTS			EXPORTS			Coverage E/I	
Unit : 1000 €		2022	2023	Evol. %	2022	2023	Evol. %	2022	2023
o.w. tarpaulins, sunblinds & alike		1,920	4,158	116.5	1,146	529	-53.9	60	13
o.w. other : floorcloths, dishcloths etc		129	171	33.0	5,481	3,305	-39.7	4,255	1,929
o.w. medical textiles*		1,901	96	-95.0	5,019	9,259	84.5	264	9,684
o.w. glass fibers and articles thereof*		233	188	-19.3	1,679	1,553	-7.5	720	826
o.w. sanitary towels, tampons and napkins*		1	1	-32.0	110	293	165.4	8,071	31,496
o.w. other textiles (outside CH 50-63)*		28	17	-39.5	4,998	4,089	-18.2	17,899	24,184
Worn clothing and other worn articles		28	21	-25.2	211	101	-52.2	751	479
Home textiles		164	36	-77.9	2,520	2,277	-9.6	1,533	6,257
Bedlinen, table, toilet and kitchen linen		17	15	-11.1	1,607	1,330	-17.3	9,662	8,996
o.w. Bedlinen, woven		7	4	-39.0	868	768	-11.6	13,253	19,200
o.w. toilet linen		8	7	-7.0	619	483	-22.0	7,967	6,685
o.w. table linen, woven		1	2	104.8	73	42	-42.3	6,284	1,771
Curtains		19	3	-85.4	271	410	51.6	1,390	14,408
Other furnishing articles		71	6	-91.1	339	286	-15.6	480	4,569
Workwear		41	28	-30.7	1,095	1,007	-8.0	2,687	3,568
Men's ensembles		2	8	281.9	3	7	114.1	147	83
Men's jackets		14	0	-97.6	373	366	-2.1	2,707	108,795
Men's trousers		1	8	468.3	528	449	-15.0	39,813	5,956
Men's overalls					8	11	45.7		
Other men's workwear		1	1	-24.3	41	25	-37.4	4,227	3,492
Women's ensembles		0	0	-11.6	6	4	-34.3	30,720	22,815
Women's jackets		1	0	-59.9	26	4	-84.3	3,486	1,362
Women's trousers		2	2	2.0	31	21	-33.9	1,613	1,045
Women's overalls		0	1	2826.6	13	0	-99.7	27,631	3
Other women's workwear		20	8	-59.2	66	120	83.1	331	1,486
Men's Clothing (incl. workwear)		672	776	15.6	7,395	7,124	-3.7	1,101	918
Overcoats		298	430	44.5	1,876	2,047	9.1	630	476
o.w. woven		286	398	39.4	1,673	1,851	10.6	586	465
Suits		5	21	348.2	362	260	-28.3	7,866	1,259
o.w. woven		2	3	17.4	348	209	-39.9	15,816	8,094
Ensembles		6	12	94.8	8	10	38.2	120	85
o.w. woven		4	9	124.9	4	9	104.2	106	96
Jackets and blazers		57	57	-0.1	808	987	22.1	1,424	1,740
o.w. woven		44	38	-14.1	754	931	23.4	1,696	2,435
Trousers		133	144	7.8	2,448	2,019	-17.5	1,838	1,407
o.w. woven		105	105	0.5	2,108	1,799	-14.7	2,016	1,711
Shirts		59	81	37.0	1,283	1,256	-2.1	2,162	1,545
o.w. woven		27	39	45.5	920	867	-5.8	3,463	2,243
Underpants, briefs, etc.		26	10	-62.9	75	106	40.7	288	1,094
o.w. knitted		19	4	-79.6	45	42	-7.7	245	1,111
Swimwear		4	3	-19.9	62	62	0.1	1,538	1,921
Tracksuits		72	13	-81.5	306	247	-19.4	423	1,841
Women's Clothing (incl. workwear)		1,361	1,310	-3.7	11,866	11,142	-6.1	872	850
Overcoats		322	409	26.9	2,248	2,553	13.5	699	625
o.w. woven		309	382	23.7	1,972	2,320	17.6	638	607
Suits		12	9	-25.9	290	52	-82.0	2,327	565
o.w. woven		11	7	-35.1	52	38	-27.9	492	546
Ensembles		2	4	50.3	138	95	-31.4	5,599	2,556
o.w. woven		1	3	126.7	124	68	-44.9	9,217	2,240
Jackets		69	72	4.3	1,372	1,199	-12.6	1,990	1,667
o.w. woven		63	61	-3.2	1,231	1,044	-15.2	1,965	1,722
Skirts and dresses		531	447	-15.8	2,588	2,564	-0.9	488	574
o.w. woven		420	372	-11.5	2,055	1,898	-7.6	489	511
Trousers		182	202	10.6	2,414	1,852	-23.3	1,324	918
o.w. woven		145	176	21.1	2,001	1,463	-26.9	1,380	833
Blouses		76	97	26.8	1,450	1,170	-19.3	1,900	1,210
o.w. woven		55	78	42.0	1,242	973	-21.6	2,248	1,241
Slips, petticoats, etc.		61	21	-65.7	502	474	-5.7	824	2,263
o.w. knitted		20	4	-77.7	425	405	-4.7	2,152	9,181
Swimwear		10	9	-15.6	213	204	-4.4	2,068	2,340
Tracksuits		63	14	-77.0	283	182	-35.8	449	1,253
Others (knitted and woven)		2,732	2,699	-1.2	14,852	12,231	-17.7	544	453
Babies' garments		90	68	-24.2	545	265	-51.4	606	389
o.w. knitted or crocheted		57	58	1.5	399	194	-51.5	698	334
T-shirts		178	251	41.1	2,443	2,416	-1.1	1,372	962
Jerseys, pullovers, cardigans		1,062	1,223	15.2	3,683	3,392	-7.9	347	277
Special garments		248	365	47.4	1,720	990	-42.5	694	271
o.w. woven		87	117	35.2	1,624	871	-46.4	1,877	745
Other garments, knitted or crocheted		692	293	-57.7	1,246	599	-51.9	180	205
Gloves		119	160	34.8	178	221	23.9	150	138
Ties, bow ties, and cravats		13	9	-32.8	298	196	-34.3	2,355	2,302
Shawls, scarves, mufflers, mantillas, etc		82	102	24.3	409	563	37.9	499	553
Pantyhose, tights, stockings, socks, etc		189	175	-7.4	1,681	2,104	25.1	887	1,199
Brassières, girdles, corsets, etc.		25	16	-37.2	282	199	-29.5	1,115	1,252
Other accessories		39	37	-4.8	2,446	1,278	-47.7	6,281	3,447
Total Textiles (CH 50-60 + 63 + others*)		78,964	68,331	-13.5	69,419	59,272	-14.6	88	87
Total Textile - (CH 50-60 + 63)		76,801	68,029	-11.4	57,612	44,078	-23.5	75	65
Total Clothing - (CH 61+62)		4,891	4,988	2.0	34,135	30,560	-10.5	698	613
Total (CH 50-63)		81,692	73,018	-10.6	91,748	74,638	-18.6	112	102

* including technical textiles from HS chapters 30, 39, 40, 48, 68, 69, 70 and 96

NORWAY

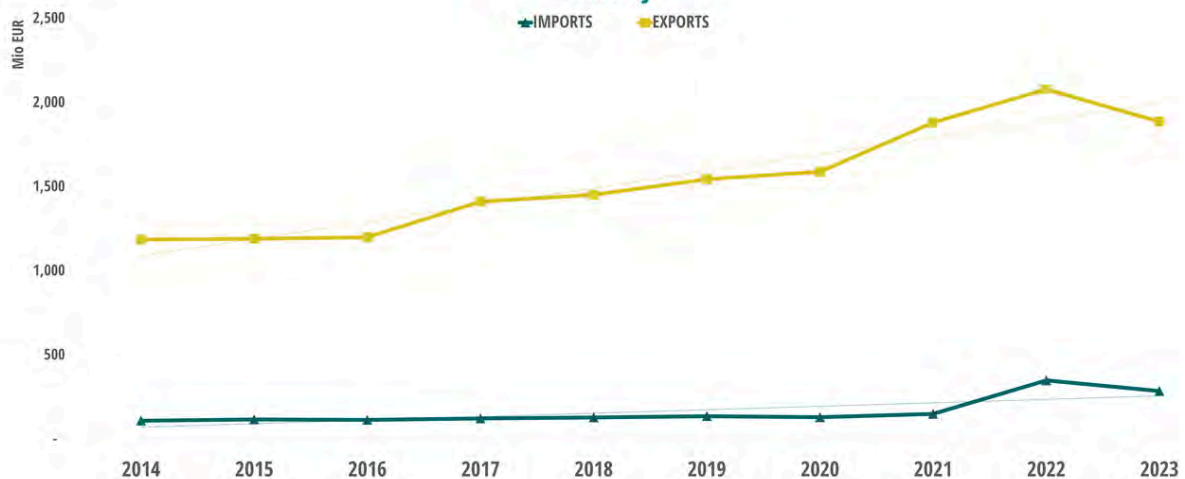


EU-27 yearly evolution of T&C trade

Norway	IMPORTS			EXPORTS			TRADE BALANCE		
Unit : €	TEXTILE	CLOTHING	TOTAL	TEXTILE	CLOTHING	TOTAL	TEXTILE	CLOTHING	TOTAL
Year									
2014	73,280,107	36,464,459	109,744,566	445,661,977	740,788,869	1,186,450,846	372,381,869	704,324,409	1,076,706,278
2015	78,305,292	38,933,903	117,239,195	467,803,448	722,727,245	1,190,530,693	389,498,157	683,793,342	1,073,291,499
2016	79,090,817	35,712,657	114,803,474	455,565,748	744,275,715	1,199,841,463	376,474,931	708,563,058	1,085,037,989
2017	84,411,894	38,392,673	122,804,567	478,259,203	933,074,024	1,411,333,227	393,847,307	894,681,351	1,288,528,658
2018	88,125,915	40,960,769	129,086,684	477,214,224	974,764,699	1,451,978,923	389,088,310	933,803,929	1,322,892,239
2019	86,262,668	50,101,912	136,364,580	501,679,368	1,043,391,251	1,545,070,619	415,416,702	993,289,339	1,408,706,041
2020	85,937,918	44,297,233	130,235,151	542,461,413	1,046,122,613	1,588,584,026	456,523,495	1,001,825,380	1,458,348,875
2021	96,201,417	53,543,068	149,744,485	609,063,360	1,272,817,230	1,881,880,590	512,861,943	1,219,274,162	1,732,136,105
2022	119,334,642	229,929,107	349,263,749	636,715,573	1,442,261,624	2,078,977,197	517,380,934	1,212,332,516	1,729,713,450
2023	118,153,164	167,895,210	286,048,374	602,728,019	1,283,797,122	1,886,525,141	484,574,858	1,115,901,911	1,600,476,769

EXTRA EU-27 Evolution of T&C trade

Norway



NORWAY



EU-27 (External Trade) Textile and Clothing Trade

Country : Norway	IMPORTS			EXPORTS			COVERAGE E/I	
	2022	2023	Evol. %	2022	2023	Evol. %	2022	2023
Unit : 1000 €								
Natural fibers	1,737	832	-52.1	2,517	1,819	-27.7	145	218
Silk	0	37	196737.0	4	6	36.8	23,162	16
o.w. raw silk				1	2	111.3		
Wool, fine or coarse animal hair	1,697	761	-55.2	1,161	959	-17.5	68	126
o.w. wool, not carded or combed	1,134	658	-42.0	203	61	-70.0	18	9
o.w. wool and fine or coarse animal hair	535	94	-82.5	805	838	4.1	150	896
Cotton	19	21	10.8	285	252	-11.7	1,502	1,197
Other vegetable fibres	21	14	-35.7	1,066	603	-43.5	5,044	4,430
o.w. flax	0	0	-28.6	544	404	-25.7	2,125,774	2,213,091
Man-made fibres	22	102	354.5	2,339	1,297	-44.5	10,436	1,274
Synthetic staple & tow	6	16	188.2	1,973	985	-50.1	35,049	6,074
Artificial staple & tow	2	1	-35.3	266	196	-26.4	14,964	17,037
Yarns and Threads	34,630	37,602	8.6	70,907	87,571	23.5	205	233
Silk	2	3	54.2	262	246	-5.9	12,444	7,589
Wool	31,176	33,191	6.5	53,063	64,303	21.2	170	194
o.w. carded wool, n.p.r.s.	28	79	186.3	2,381	2,699	13.3	8,650	3,424
o.w. combed wool, n.p.r.s.	181	480	166.0	13,606	13,852	1.8	7,533	2,883
Cotton	2,911	3,755	29.0	4,018	6,259	55.8	138	167
o.w. cotton yarn, n.p.r.s.	3	7	149.4	1,171	1,140	-2.6	42,240	16,487
o.w. cotton yarn, p.r.s.	2,908	3,749	28.9	2,847	5,119	79.8	98	137
Other - Vegetable yarns	1	1	-0.8	771	690	-10.5	67,677	61,089
Man-made filaments yarns	348	446	28.0	10,493	12,995	23.8	3,012	2,916
o.w. sewing thread	70	48	-31.6	2,204	1,778	-19.4	3,131	3,692
o.w. synthetic filament yarn	53	282	434.9	7,252	10,506	44.9	13,758	3,727
o.w. artificial filament yarn	6	0	-99.9	22	22	-2.6	357	269,872
o.w. synthetic monofilament	198	106	-46.6	877	603	-31.2	442	569
Man made spun yarns	191	206	7.6	2,300	3,078	33.8	1,203	1,496
o.w. man made spun yarns, n.p.r.s.	35	73	106.7	1,462	1,964	34.3	4,159	2,702
o.w. man made spun yarns, p.r.s.	156	133	-14.7	838	1,114	32.9	537	837
Woven fabrics	15,626	14,045	-10.1	39,312	33,705	-14.3	252	240
Silk	209	281	34.2	209	126	-39.6	100	45
Wool	13,233	11,515	-13.0	2,805	2,528	-9.9	21	22
o.w. carded wool	8,909	8,029	-9.9	1,559	1,508	-3.2	17	19
o.w. combed wool	4,310	3,478	-19.3	1,163	972	-16.5	27	28
Cotton	227	206	-9.2	3,824	2,882	-24.6	1,682	1,396
o.w. cotton, unbleached	32	25	-23.8	162	243	49.3	501	982
o.w. cotton, dyed	67	37	-44.4	1,143	1,033	-9.6	1,699	2,762
o.w. denim fabric	2	2	1.3	41	51	22.8	2,055	2,493
Other fabrics	130	101	-22.6	2,282	1,853	-18.8	1,754	1,839
o.w. flax	121	100	-17.7	1,827	1,564	-14.4	1,509	1,570
Synthetic and artificial filament yarn	188	190	0.8	10,125	7,791	-23.0	5,374	4,103
o.w. synthetic filament yarn	165	183	10.4	9,897	7,559	-23.6	5,982	4,139
o.w. artificial filament yarn	23	7	-68.4	228	232	1.8	993	3,200
Synthetic and artificial staple fibres	1,044	1,073	2.8	7,249	6,315	-12.9	694	588
o.w. containing > 85% of synthetic	320	295	-7.9	4,337	3,813	-12.1	1,353	1,292
o.w. containing < 85% of synthetic	3	2	-25.0	21	13	-40.1	761	607
o.w. containing < 85% synthetic mixed natural fibres	39	87	122.2	231	168	-27.3	589	193
o.w. other synthetics	526	587	11.6	1,999	1,793	-10.3	380	305
o.w. artificial staple fibres	155	101	-34.5	661	529	-20.0	427	521
Special woven fabrics	585	674	15.4	12,705	12,118	-4.6	2,173	1,797
o.w. pile fabrics	72	71	-1.6	2,333	2,126	-8.9	3,237	2,997
o.w. narrow woven fabrics	300	270	-9.8	6,128	5,445	-11.2	2,046	2,016
o.w. labels, badges	128	146	13.7	894	1,302	45.5	698	894
o.w. embroidery	17	26	56.2	292	270	-7.5	1,729	1,024
o.w. handwoven tapestries & quilted products	26	16	-37.2	114	153	34.4	442	947
Knitted fabrics	5,711	9,521	66.7	13,851	12,358	-10.8	243	130
Pile fabrics	31	37	21.7	2,270	2,046	-9.9	7,392	5,477
< 30 cm; w 5% or more elastome	107	100	-7.3	165	66	-60.3	154	66
> 30 cm; w 5% or more elastome	5	5	4.2	925	787	-15.0	20,400	16,647
Curtain fabrics and raschel lace	5,130	4,877	-4.9	5,583	5,511	-1.3	109	113
Other fabrics	438	4,503	928.2	4,907	3,949	-19.5	1,121	88
Carpets	2,385	1,722	-27.8	83,389	83,366	0.0	3,496	4,840
Knotted carpets	251	94	-62.6	3,419	2,638	-22.8	1,360	2,806
Woven carpets	909	604	-33.5	28,542	27,978	-2.0	3,139	4,630
Tufted carpets	546	410	-24.9	44,044	45,069	2.3	8,068	10,986
Carpets of felt	65	10	-84.7	2,378	2,153	-9.4	3,656	21,693
Technical textiles (excl. Woven fabrics)*	153,556	144,367	-6.0	506,600	468,477	-7.5	330	325
Wadding, felt, nonwovens, rubber thread, twine, cordage, etc.	16,248	11,336	-30.2	145,491	129,147	-11.2	895	1,139
o.w. felt	46	12	-73.4	5,408	4,535	-16.1	11,665	36,717
o.w. nonwovens	2,547	1,949	-23.5	54,414	46,646	-14.3	2,137	2,393
o.w. special yarn	22	454	1958.5	1,096	945	-13.7	4,965	208
o.w. twine, rope	3,286	2,630	-20.0	24,631	25,292	2.7	750	962
o.w. nets	9,420	5,792	-38.5	50,846	41,971	-17.5	540	725
Impregnated, coated, etc., textile fabrics	7,869	8,281	5.2	41,544	41,474	-0.2	528	501
o.w. tyre cord fabric	7	1	-79.1	123	200	61.8	1,877	14,562
o.w. fabrics impregnated, coated etc,	1,099	1,282	16.6	8,222	7,618	-7.3	748	594
o.w. textile products, articles for technical uses	2,133	1,948	-8.7	22,932	22,039	-3.9	1,075	1,132
Other made up textile articles	129,436	124,748	-3.6	318,439	296,893	-6.8	246	238
o.w. sacks and bags	249	265	6.0	3,986	3,419	-14.2	1,598	1,292

Unless specified, EU refers to EU27

Data source: IHS, based on EUROSTAT

NORWAY



EU-27 (External Trade) Textile and Clothing Trade

Country : Norway		IMPORTS			EXPORTS			COVERAGE E/I	
Unit : 1000 €		2022	2023	Evol. %	2022	2023	Evol. %	2022	2023
o.w. tarpaulins, sunblinds & alike		4,821	3,829	-20.6	47,326	41,341	-12.6	982	1,080
o.w. other : floorcloths, dishcloths etc		3,541	2,103	-40.6	81,762	78,232	-4.3	2,309	3,721
o.w. medical textiles*		8,443	5,080	-39.8	63,119	63,723	1.0	748	1,254
o.w. glass fibers and articles thereof*		49,225	62,350	26.7	47,865	43,208	-9.7	97	69
o.w. sanitary towels, tampons and napkins*		4	5	20.2	797	586	-26.4	17,875	10,939
o.w. other textiles (outside CH 50-63)*		63,155	51,118	-19.1	74,710	67,347	-9.9	118	132
Worn clothing and other worn articles		21,850	24,672	12.9	3,852	4,415	14.6	18	18
Home textiles		4,595	4,148	-9.7	98,002	82,485	-15.8	2,133	1,988
Bedlinen, table, toilet and kitchen linen		1,127	1,282	13.8	39,962	34,328	-14.1	3,547	2,678
o.w. Bedlinen, woven		675	827	22.4	18,008	14,788	-17.9	2,666	1,788
o.w. toilet linen		254	199	-21.6	16,086	13,856	-13.9	6,334	6,957
o.w. table linen, woven		75	69	-7.9	3,947	3,370	-14.6	5,285	4,901
Curtains		631	811	28.5	34,210	28,010	-18.1	5,419	3,454
Other furnishing articles		1,006	354	-64.8	14,563	12,518	-14.0	1,447	3,537
Workwear		1,303	939	-27.9	32,592	31,174	-4.4	2,501	3,319
Men's ensembles		34	18	-47.6	469	455	-3.0	1,382	2,580
Men's jackets		87	116	32.3	2,797	2,400	-14.2	3,202	2,076
Men's trousers		581	492	-15.4	17,877	17,122	-4.2	3,076	3,481
Men's overalls		32	26	-17.6	533	512	-4.0	1,670	1,946
Other men's workwear		322	150	-53.3	4,612	4,910	6.4	1,431	3,265
Women's ensembles		1	2	108.2	154	137	-10.7	18,537	7,952
Women's jackets		29	21	-29.2	370	334	-9.7	1,277	1,629
Women's trousers		95	82	-14.0	2,157	2,307	7.0	2,264	2,817
Women's overalls		5	2	-66.5	115	56	-51.4	2,469	3,584
Other women's workwear		117	32	-72.8	3,508	2,941	-16.2	3,004	9,257
Men's Clothing (incl. workwear)		46,472	32,253	-30.6	330,375	313,186	-5.2	711	971
Overcoats		7,654	5,414	-29.3	56,188	55,115	-1.9	734	1,018
o.w. woven		6,411	4,351	-32.1	45,417	44,236	-2.6	708	1,017
Suits		1,296	988	-23.7	5,575	5,615	0.7	430	568
o.w. woven		1,173	928	-20.9	5,146	5,305	3.1	439	572
Ensembles		140	119	-15.2	3,076	2,497	-18.8	2,198	2,104
o.w. woven		59	73	25.3	1,991	1,809	-9.1	3,396	2,461
Jackets and blazers		3,060	3,887	27.0	21,020	21,734	3.4	687	559
o.w. woven		1,589	2,060	31.3	18,603	19,369	4.1	1,186	940
Trousers		23,772	14,277	-39.9	155,214	143,021	-7.9	653	1,002
o.w. woven		22,421	13,344	-40.5	138,951	128,526	-7.5	620	963
Shirts		4,650	3,587	-22.9	50,865	47,278	-7.1	1,094	1,318
o.w. woven		3,398	2,669	-21.5	33,465	30,846	-7.8	985	1,156
Underpants, briefs, etc.		4,761	3,062	-35.7	27,323	26,627	-2.5	574	870
o.w. knitted		4,572	2,889	-36.8	25,159	24,659	-2.0	550	854
Swimwear		188	157	-16.7	2,073	1,741	-16.0	1,102	1,111
Tracksuits		528	550	4.3	3,530	3,831	8.5	669	697
Women's Clothing (incl. workwear)		119,618	84,858	-29.1	569,718	481,801	-15.4	476	568
Overcoats		20,681	13,499	-34.7	86,609	74,797	-13.6	419	554
o.w. woven		17,739	11,659	-34.3	70,992	62,006	-12.7	400	532
Suits		300	309	3.0	2,956	2,110	-28.6	986	683
o.w. woven		190	122	-35.5	1,999	1,376	-31.2	1,053	1,124
Ensembles		249	166	-33.5	2,837	2,104	-25.8	1,139	1,270
o.w. woven		130	78	-39.9	1,258	1,038	-17.5	970	1,332
Jackets		6,279	5,476	-12.8	30,158	24,866	-17.5	480	454
o.w. woven		5,406	4,526	-16.3	26,908	21,899	-18.6	498	484
Skirts and dresses		43,883	29,077	-33.7	151,950	122,580	-19.3	346	422
o.w. woven		30,307	20,236	-33.2	106,935	85,523	-20.0	353	423
Trousers		29,644	23,835	-19.6	173,537	157,387	-9.3	585	660
o.w. woven		21,321	18,558	-13.0	104,578	101,236	-3.2	490	545
Blouses		9,777	6,948	-28.9	61,241	48,461	-20.9	626	698
o.w. woven		8,403	5,741	-31.7	47,395	36,965	-22.0	564	644
Slips, petticoats, etc.		3,473	2,041	-41.2	33,067	25,514	-22.8	952	1,250
o.w. knitted		3,063	1,730	-43.5	27,764	20,692	-25.5	906	1,196
Swimwear		2,980	1,855	-37.7	12,725	11,212	-11.9	427	604
Tracksuits		1,959	1,210	-38.2	9,364	8,042	-14.1	478	665
Others (knitted and woven)		63,583	50,337	-20.8	541,015	486,832	-10.0	851	967
Babies' garments		1,136	792	-30.3	18,780	15,453	-17.7	1,653	1,951
o.w. knitted or crocheted		897	600	-33.1	14,857	12,313	-17.1	1,657	2,052
T-shirts		17,684	13,223	-25.2	129,647	116,197	-10.4	733	879
Jerseys, pullovers, cardigans		25,308	19,223	-24.0	193,539	169,513	-12.4	765	882
Special garments		6,168	6,076	-1.5	47,794	50,028	4.7	775	823
o.w. woven		5,736	5,801	1.1	42,648	45,314	6.3	744	781
Other garments, knitted or crocheted		3,873	2,365	-38.9	29,159	23,125	-20.7	753	978
Gloves		661	430	-35.0	15,620	14,737	-5.7	2,363	3,429
Ties, bow ties, and cravats		275	353	28.6	4,851	4,908	1.2	1,765	1,389
Shawls, scarves, mufflers, mantillas, etc		1,542	983	-36.2	8,987	9,401	4.6	583	956
Pantyhose, tights, stockings, socks, etc		2,918	2,194	-24.8	51,458	48,258	-6.2	1,764	2,199
Brassières, girdles, corsets, etc.		3,147	2,136	-32.1	25,515	19,977	-21.7	811	935
Other accessories		637	2,568	302.9	14,472	14,659	1.3	2,270	571
Total Textiles (CH 50-60 + 63 + others*)		240,162	237,104	-1.3	823,207	777,701	-5.5	343	328
Total Textile - (CH 50-60 + 63)		119,335	118,550	-0.7	636,716	602,837	-5.3	534	509
Total Clothing - (CH 61+62)		229,929	167,836	-27.0	1,442,262	1,283,821	-11.0	627	765
Total (CH 50-63)		349,264	286,386	-18.0	2,078,977	1,886,658	-9.3	595	659

* including technical textiles from HS chapters 30, 39, 40, 48, 68, 69, 70 and 96

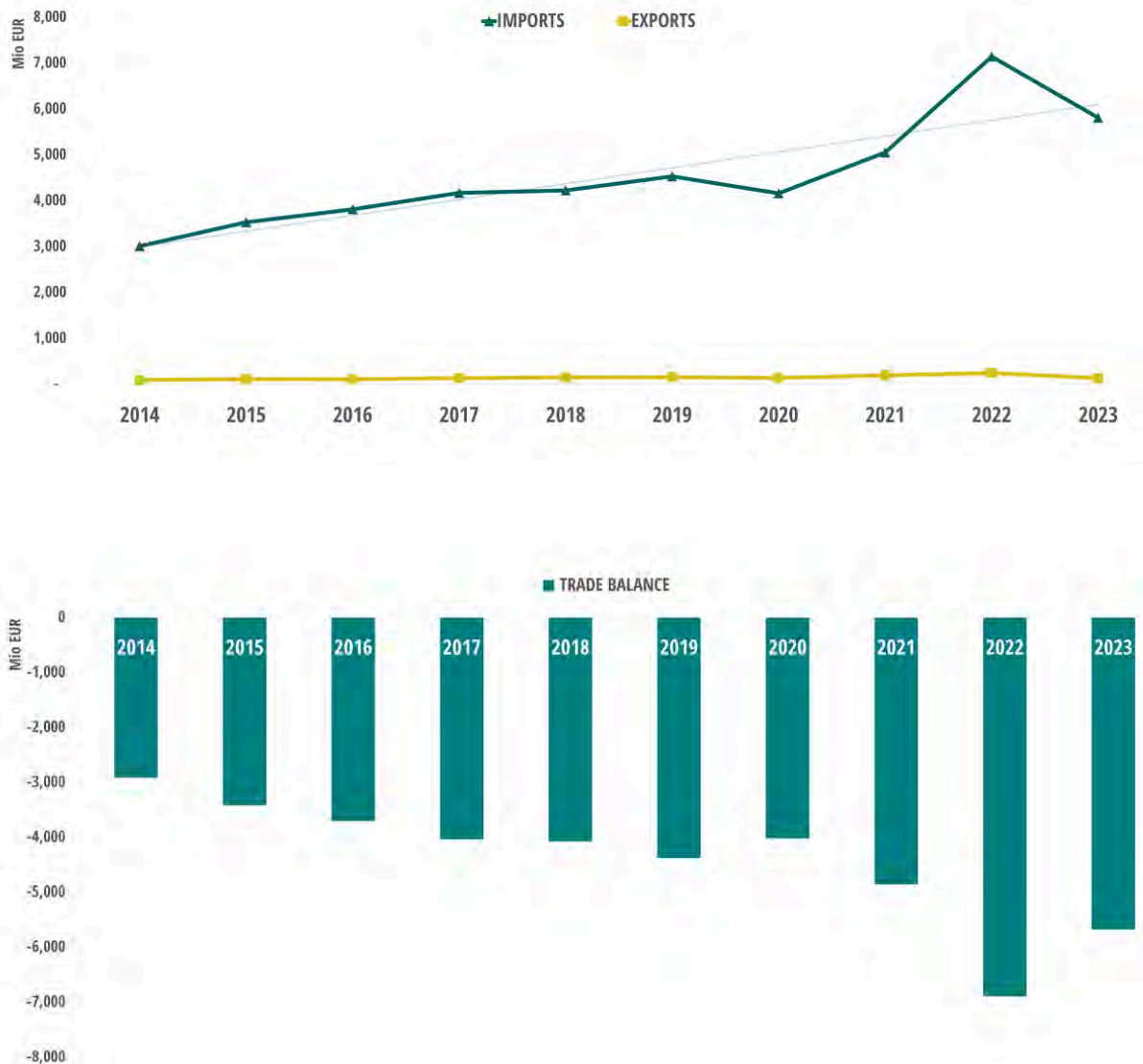
PAKISTAN



EU-27 yearly evolution of T&C trade

Pakistan	IMPORTS			EXPORTS			TRADE BALANCE		
Unit : €	TEXTILE	CLOTHING	TOTAL	TEXTILE	CLOTHING	TOTAL	TEXTILE	CLOTHING	TOTAL
Year									
2014	1,619,972,105	1,387,749,683	3,007,721,788	88,679,552	2,051,512	90,731,064	-1,531,292,555	-1,385,698,169	-2,916,990,724
2015	1,767,647,491	1,759,707,864	3,527,355,355	105,433,354	3,012,986	108,446,340	-1,662,214,137	-1,756,694,878	-3,418,909,015
2016	1,875,008,072	1,936,172,079	3,811,180,151	102,201,430	3,844,683	106,046,113	-1,772,806,639	-1,932,327,396	-3,705,134,035
2017	2,028,037,515	2,139,948,774	4,167,986,289	126,557,535	4,410,371	130,967,906	-1,901,479,983	-2,135,538,403	-4,037,018,386
2018	2,064,075,869	2,159,253,595	4,223,329,464	143,951,188	3,686,749	147,637,937	-1,920,124,684	-2,155,566,847	-4,075,691,531
2019	2,095,157,138	2,435,311,660	4,530,468,798	145,721,411	5,081,992	150,803,403	-1,949,435,726	-2,430,229,668	-4,379,665,394
2020	2,030,878,485	2,128,907,829	4,159,786,314	132,409,094	3,951,102	136,360,196	-1,898,469,391	-2,124,956,727	-4,023,426,118
2021	2,438,474,275	2,612,577,599	5,051,051,874	187,812,333	3,154,466	190,966,799	-2,250,661,942	-2,609,423,133	-4,860,085,075
2022	3,347,377,461	3,791,983,706	7,139,361,167	240,995,303	3,828,363	244,823,666	-3,106,382,156	-3,788,155,343	-6,894,537,499
2023	2,703,814,235	3,104,920,626	5,808,734,861	124,287,839	4,765,990	129,053,829	-2,579,526,396	-3,100,154,636	-5,679,681,032

EXTRA EU-27 Evolution of T&C trade Pakistan



PAKISTAN



EU-27 (External Trade) Textile and Clothing Trade

Country : Pakistan		IMPORTS			EXPORTS			COVERAGE E/I	
Unit : 1000 €		2022	2023	Evol. %	2022	2023	Evol. %	2022	2023
Natural fibers		24,086	29,637	23.1	98,717	29,167	-70.5	410	98
Silk		8	0	-99.9					
Wool, fine or coarse animal hair		291	101	-65.4	38	42	10.8	13	41
o.w. wool, not carded or combed		226	50	-78.1	38	42	10.8	17	84
o.w. wool and fine or coarse animal hair		0	1	3185.4		0			
Cotton		23,723	29,536	24.5	96,263	25,061	-74.0	406	85
Other vegetable fibres		63	1	-98.8	2,416	4,065	68.2	3,808	548,337
o.w. flax			0		2,344	3,938	68.0		2,171,468
Man-made fibres		1,019	572	-43.9	13,685	8,323	-39.2	1,343	1,455
Synthetic staple & tow		574	358	-37.6	11,526	6,585	-42.9	2,006	1,837
Artificial staple & tow		17	62	259.0	2,003	1,599	-20.2	11,554	2,568
Yarns and Threads		182,358	110,089	-39.6	6,256	4,269	-31.8	3	4
Silk		0	0	-38.9					
Wool		1	4	407.8	15	0	-100.0	1,884	-
o.w. carded wool, n.p.r.s.		0	0	-63.5					
o.w. combed wool, n.p.r.s.		1	4	556.4	14	0	-100.0	2,464	-
Cotton		160,827	99,628	-38.1	1,524	150	-90.1	1	-
o.w. cotton yarn, n.p.r.s.		160,708	99,486	-38.1	1,524	128	-91.6	1	-
o.w. cotton yarn, p.r.s.		118	142	20.0	0	23	23774.9	-	16
Other - Vegetable yarns		9	17	81.7	251	225	-10.2	2,739	1,354
Man-made filaments yarns		840	1,243	47.9	4,421	3,867	-12.5	526	311
o.w. sewing thread		1	77	5478.8	337	418	24.0	24,388	542
o.w. synthetic filament yarn		819	1,142	39.3	566	733	29.5	69	64
o.w. artificial filament yarn		1	1	9.1	380	331	-12.9	59,420	47,473
o.w. synthetic monofilament		13	24	85.5	3,137	2,384	-24.0	24,526	10,051
Man made spun yarns		20,681	9,197	-55.5	45	27	-41.0	-	-
o.w. man made spun yarns, n.p.r.s.		20,594	9,084	-55.9	43	16	-61.7	-	-
o.w. man made spun yarns, p.r.s.		87	114	30.0	2	10	344.9	3	9
Woven fabrics		865,605	642,532	-26.8	5,652	6,721	18.9	1	1
Silk		157	109	-30.4	10			6	
Wool		65	1	-97.7	478	1,083	126.5	732	72,352
o.w. carded wool		3	0	-88.7	13	94	631.9	372	24,161
o.w. combed wool		62	1	-98.5	465	989	112.6	752	107,175
Cotton		643,357	464,965	-27.7	1,629	1,179	-27.6	-	-
o.w. cotton, unbleached		326,230	217,282	-33.4	1	10	647.5	-	-
o.w. cotton, dyed		62,948	48,470	-23.0	15	41	164.9	-	-
o.w. denim fabric		26,765	21,127	-21.1	983	193	-80.4	4	1
Other fabrics		379	868	129.4	63	96	53.9	17	11
o.w. flax		170	652	283.5	62	96	55.1	37	15
Synthetic and artificial filament yarn		14,513	9,060	-37.6	669	959	43.2	5	11
o.w. synthetic filament yarn		14,233	8,786	-38.3	618	765	23.7	4	9
o.w. artificial filament yarn		280	274	-2.1	51	194	278.9	18	71
Synthetic and artificial staple fibres		195,062	153,572	-21.3	865	1,577	82.3	-	1
o.w. containing > 85% of synthetic		19,774	16,413	-17.0	368	568	54.1	2	3
o.w. containing < 85% of synthetic		82,732	61,245	-26.0	33	88	164.1	-	-
o.w. containing < 85% synthetic mixed natural fibres		83,075	64,468	-22.4	379	701	85.1	-	1
o.w. other synthetics		4,490	4,416	-1.6	31	220	614.0	1	5
o.w. artificial staple fibres		4,989	7,030	40.9	54	1	-98.2	1	-
Special woven fabrics		11,210	13,000	16.0	1,938	1,826	-5.8	17	14
o.w. pile fabrics		4,803	5,816	21.1	3	17	393.4	-	-
o.w. narrow woven fabrics		1,508	1,361	-9.8	460	566	23.0	31	42
o.w. labels, badges		1,556	2,299	47.7	579	648	12.0	37	28
o.w. embroidery		1,688	2,076	23.0	193	314	62.4	11	15
o.w. handwoven tapestries & quilted products		13	65	409.5	0	2	4651.4	-	3
Knitted fabrics		2,176	3,377	55.2	2,354	1,277	-45.7	108	38
Pile fabrics		172	154	-10.6	773	51	-93.4	449	33
< 30 cm; w 5% or more elastome		14	1	-95.3		5			690
> 30 cm; w 5% or more elastome		380	41	-89.2	491	188	-61.8	129	458
Curtain fabrics and raschel lace		24	475	1893.0	660	380	-42.5	2,769	80
Other fabrics		1,587	2,706	70.6	430	654	52.3	27	24
Carpets		32,224	32,926	2.2	1,548	507	-67.3	5	2
Knotted carpets		16,844	15,080	-10.5	355	263	-26.1	2	2
Woven carpets		13,003	12,250	-5.8	23	27	18.3	-	-
Tufted carpets		329	384	16.5	1,151	196	-82.9	349	51
Carpets of felt		1	28	2183.0					
Technical textiles (excl. Woven fabrics)*		78,490	70,575	-10.1	30,348	26,404	-13.0	39	37
Wadding, felt, nonwovens, rubber thread, twine, cordage, etc.		2,595	1,590	-38.7	4,831	4,128	-14.6	186	260
o.w. felt		6	7	13.3	16	22	37.9	264	321
o.w. nonwovens		1,353	754	-44.3	4,167	3,274	-21.4	308	434
o.w. special yarn		24	22	-8.3	79	226	184.7	332	1,030
o.w. twine, rope		139	38	-72.9	139	149	6.8	100	394
o.w. nets		87	49	-44.0	46	230	394.7	53	470
Impregnated, coated, etc., textile fabrics		2,203	4,967	125.5	5,385	6,366	18.2	244	128
o.w. tyre cord fabric		2	5	133.3	134	271	102.4	6,558	5,688
o.w. fabrics impregnated, coated etc.		1,991	4,639	133.0	1,034	1,720	66.4	52	37
o.w. textile products, articles for technical uses		52	78	50.6	2,395	2,649	10.6	4,610	3,386
Other made up textile articles		68,050	59,408	-12.7	20,131	15,910	-21.0	30	27
o.w. sacks and bags		6,371	5,724	-10.2	41	95	132.5	1	2

PAKISTAN



EU-27 (External Trade) Textile and Clothing Trade

Country : Pakistan		IMPORTS			EXPORTS			COVERAGE E/I	
Unit : 1000 €		2022	2023	Evol. %	2022	2023	Evol. %	2022	2023
o.w. tarpaulins, sunblinds & alike		6,575	10,671	62.3	283	1,063	276.2	4	10
o.w. other : floorcloths, dishcloths etc		41,016	31,345	-23.6	1,287	483	-62.5	3	2
o.w. medical textiles*		161	99	-38.6	15,018	12,594	-16.1	9,326	12,742
o.w. glass fibers and articles thereof*		8	5	-39.5	1,176	499	-57.6	15,066	10,570
o.w. sanitary towels, tampons and napkins*		72	145	101.4	9	12	37.1	12	8
o.w. other textiles (outside CH 50-63)*		19,488	16,029	-17.7	2,318	1,162	-49.8	12	7
Worn clothing and other worn articles		23,691	14,755	-37.7	50,256	38,186	-24.0	212	259
Home textiles		2,157,367	1,814,604	-15.9	2,486	1,976	-20.5	-	-
Bedlinen, table, toilet and kitchen linen		2,098,704	1,769,688	-15.7	1,814	1,781	-1.8	-	-
o.w. Bedlinen, woven		1,363,684	1,101,522	-19.2	1,732	1,244	-28.2	-	-
o.w. toilet linen		489,609	462,564	-5.5	2	40	1646.0	-	-
o.w. table linen, woven		22,340	22,436	0.4	0	385	580578.9	-	2
Curtains		33,736	26,029	-22.8	9	0	-95.4	-	-
Other furnishing articles		17,389	14,185	-18.4	40	47	17.6	-	-
Workwear		123,549	104,361	-15.5	97	1,407	1355.9	-	1
Men's ensembles		2,100	1,640	-21.9	0	1,396	892576.4	-	85
Men's jackets		8,941	9,088	1.6	0	3	973.1	-	-
Men's trousers		68,426	54,742	-20.0	2	2	-8.8	-	-
Men's overalls		7,502	8,315	10.8	0	0	-75.2	-	-
Other men's workwear		11,481	10,891	-5.1	72	4	-94.1	1	-
Women's ensembles		985	719	-27.0	8			1	-
Women's jackets		878	1,069	21.8	0	0	4343.0	-	-
Women's trousers		7,685	6,703	-12.8	0	1	3411.7	-	-
Women's overalls		614	18	-97.0				-	-
Other women's workwear		14,938	11,177	-25.2	14	1	-94.6	-	-
Men's Clothing (incl. workwear)		1,570,089	1,333,506	-15.1	1,248	2,265	81.5	-	-
Overcoats		92,371	71,479	-22.6	110	176	60.2	-	-
o.w. woven		44,937	34,997	-22.1	59	170	185.9	-	-
Suits		3,418	2,379	-30.4	62	20	-68.3	2	1
o.w. woven		2,144	2,033	-5.2	54	18	-66.0	3	1
Ensembles		15,054	21,948	45.8	304	1,488	388.9	2	7
o.w. woven		9,735	11,594	19.1	0	1,406	872589.1	-	12
Jackets and blazers		46,802	43,370	-7.3	80	24	-70.2	-	-
o.w. woven		35,557	31,477	-11.5	64	21	-67.6	-	-
Trousers		1,215,722	1,017,948	-16.3	413	335	-18.9	-	-
o.w. woven		1,025,318	866,644	-15.5	365	202	-44.5	-	-
Shirts		65,040	63,849	-1.8	178	197	10.4	-	-
o.w. woven		9,889	11,194	13.2	91	36	-60.3	1	-
Underpants, briefs, etc.		105,092	88,999	-15.3	23	14	-39.7	-	-
o.w. knitted		72,083	60,550	-16.0	7	7	3.7	-	-
Swimwear		260	472	81.3	1	0	-69.9	-	-
Tracksuits		13,236	11,036	-16.6	3	4	32.3	-	-
Women's Clothing (incl. workwear)		968,238	774,702	-20.0	902	676	-25.1	-	-
Overcoats		79,720	63,922	-19.8	51	200	292.3	-	-
o.w. woven		23,196	16,959	-26.9	36	58	62.8	-	-
Suits		787	1,288	63.7	24	2	-90.3	3	-
o.w. woven		618	811	31.1	24	2	-90.8	4	-
Ensembles		13,429	10,775	-19.8	8	0	-96.6	-	-
o.w. woven		10,609	8,907	-16.0	8	0	-97.0	-	-
Jackets		21,734	17,027	-21.7	55	54	-2.2	-	-
o.w. woven		17,217	12,353	-28.3	55	2	-95.9	-	-
Skirts and dresses		31,247	24,667	-21.1	41	56	34.6	-	-
o.w. woven		16,234	14,887	-8.3	27	54	99.4	-	-
Trousers		728,454	562,402	-22.8	433	322	-25.6	-	-
o.w. woven		479,477	392,236	-18.2	188	24	-87.0	-	-
Blouses		11,276	10,833	-3.9	48	13	-72.6	-	-
o.w. woven		3,577	2,740	-23.4	42	12	-70.1	1	-
Slips, petticoats, etc.		55,257	56,576	2.4	28	4	-84.5	-	-
o.w. knitted		14,824	12,606	-15.0	27	3	-89.7	-	-
Swimwear		288	1,053	266.2	0	0	68.4	-	-
Tracksuits		10,377	14,288	37.7	198	13	-93.4	2	-
Others (knitted and woven)		1,251,995	994,114	-20.6	1,679	1,825	8.7	-	-
Babies' garments		48,079	34,251	-28.8	48	4	-92.3	-	-
o.w. knitted or crocheted		39,751	26,492	-33.4	43	3	-93.1	-	-
T-shirts		187,472	175,949	-6.1	204	146	-28.1	-	-
Jerseys, pullovers, cardigans		590,339	444,495	-24.7	83	575	590.9	-	-
Special garments		20,700	13,599	-34.3	44	257	489.3	-	2
o.w. woven		20,137	13,335	-33.8	43	196	351.4	-	1
Other garments, knitted or crocheted		11,145	8,025	-28.0	773	384	-50.3	7	5
Gloves		148,444	111,496	-24.9	80	201	149.7	-	-
Ties, bow ties, and cravats		1,010	711	-29.7	15	15	0.2	1	2
Shawls, scarves, mufflers, mantillas, etc		1,106	1,929	74.4	12	11	-10.9	1	1
Pantyhose, tights, stockings, socks, etc		214,421	177,386	-17.3	154	79	-48.7	-	-
Brassières, girdles, corsets, etc.		814	614	-24.5	71	4	-94.1	9	1
Other accessories		7,257	5,773	-20.5	192	158	-17.9	3	3
Total Textiles (CH 50-60 + 63 + others*)		3,367,107	2,720,031	-19.2	259,516	138,554	-46.6	8	5
Total Textile - (CH 50-60 + 63)		3,347,377	2,703,754	-19.2	240,995	124,286	-48.4	7	5
Total Clothing - (CH 61+62)		3,791,984	3,104,399	-18.1	3,828	4,766	24.5	-	-
Total (CH 50-63)		7,139,361	5,808,153	-18.6	244,824	129,052	-47.3	3	2

* including technical textiles from HS chapters 30, 39, 40, 48, 68, 69, 70 and 96

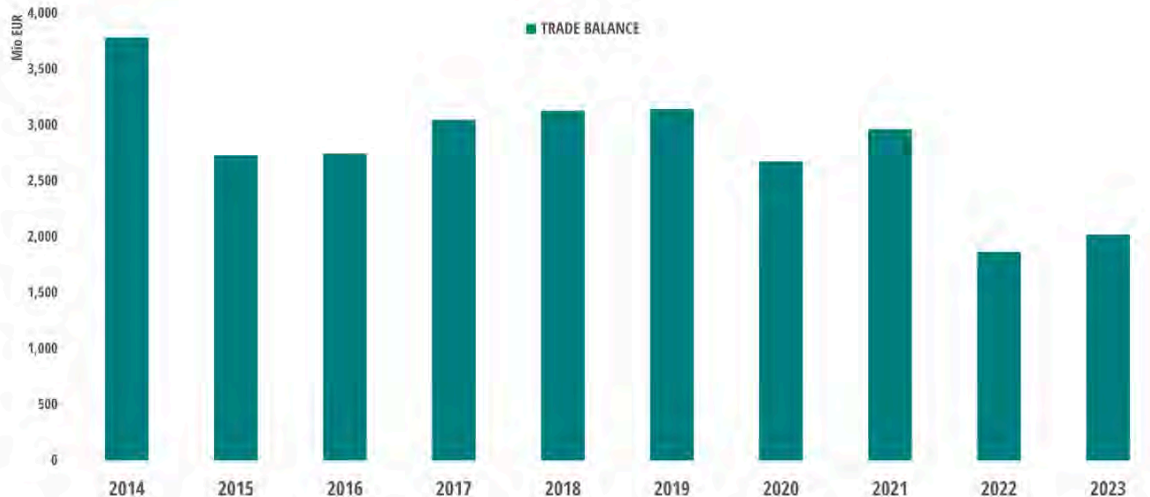
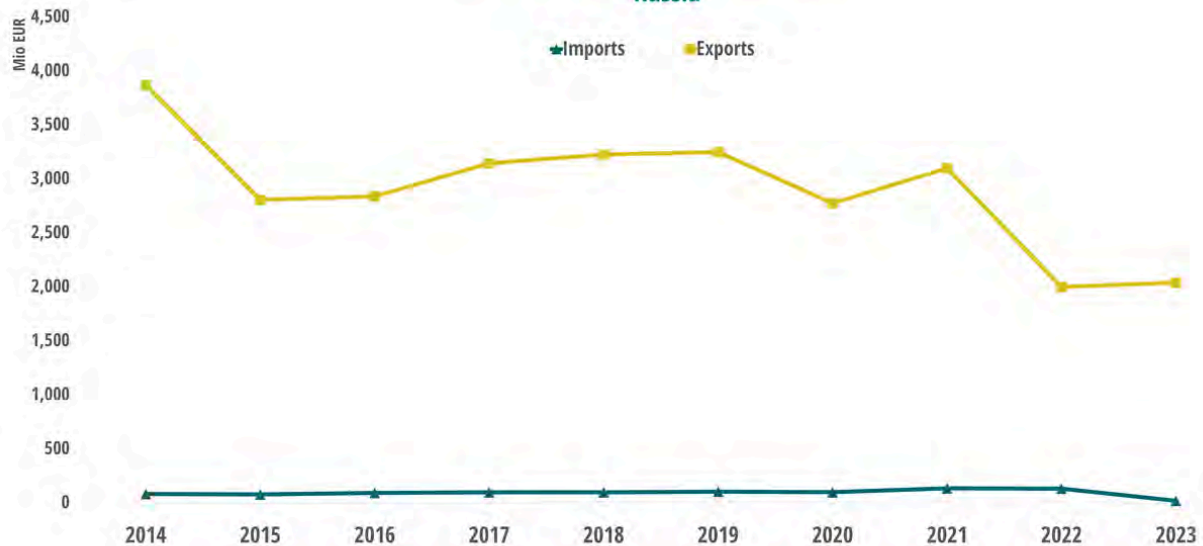
RUSSIA



EU-27 yearly evolution of T&C trade

Russia	IMPORTS			EXPORTS			TRADE BALANCE		
Unit : €	TEXTILE	CLOTHING	TOTAL	TEXTILE	CLOTHING	TOTAL	TEXTILE	CLOTHING	TOTAL
Year									
2014	60,231,313	21,599,744	81,831,057	1,073,164,097	2,794,010,015	3,867,174,112	1,012,932,782	2,772,410,271	3,785,343,053
2015	62,770,870	14,453,883	77,224,753	794,068,092	2,012,251,249	2,806,319,341	731,297,223	1,997,797,366	2,729,094,589
2016	75,569,802	16,205,089	91,774,891	837,070,200	2,000,926,544	2,837,996,744	761,500,399	1,984,721,454	2,746,221,853
2017	78,746,537	18,727,536	97,474,073	930,383,084	2,214,408,034	3,144,791,118	851,636,543	2,195,680,498	3,047,317,041
2018	73,338,387	24,023,542	97,361,929	901,602,294	2,324,535,950	3,226,138,244	828,263,908	2,300,512,408	3,128,776,316
2019	75,995,360	27,705,018	103,700,378	885,006,815	2,362,987,357	3,247,994,172	809,011,456	2,335,282,340	3,144,293,796
2020	78,245,846	20,129,963	98,375,809	775,640,222	1,999,425,757	2,775,065,979	697,394,376	1,979,295,794	2,676,690,170
2021	96,650,621	36,994,178	133,644,799	844,175,364	2,254,195,891	3,098,371,255	747,524,743	2,217,201,713	2,964,726,456
2022	79,114,636	52,778,514	131,893,150	587,059,504	1,411,630,858	1,998,690,362	507,944,865	1,358,852,344	1,866,797,209
2023	9,147,860	10,182,025	19,329,885	412,109,969	1,627,935,677	2,040,045,646	402,962,110	1,617,753,652	2,020,715,762

EXTRA EU-27 Evolution of T&C trade Russia



RUSSIA



EU-27 (External Trade) Textile and Clothing Trade

Country : Russia	IMPORTS			EXPORTS			COVERAGE E/I	
	2022	2023	Evol. %	2022	2023	Evol. %	2022	2023
Unit : 1000 €								
Natural fibers	5,308	1,523	-71.3	1,690	721	-57.3	32	47
Silk	0			2	1	-68.5	709	
o.w. raw silk	0			2	1	-68.5	709	
Wool, fine or coarse animal hair	340	488	43.6	1,048	221	-78.9	309	45
o.w. wool, not carded or combed	112	116	4.2	522	95	-81.7	467	82
o.w. wool and fine or coarse animal hair	35	2	-95.1	313	48	-84.6	893	2,810
Cotton	2,265	217	-90.4	289	6	-97.9	13	3
Other vegetable fibres	2,703	818	-69.7	351	493	40.6	13	60
o.w. flax	2,684	815	-69.6	224	222	-0.8	8	27
Man-made fibres	1,197	172	-85.6	15,420	287	-98.1	1,288	167
Synthetic staple & tow	951	144	-84.8	4,160	134	-96.8	438	93
Artificial staple & tow	156			11,164	60	-99.5	7,159	
Yarns and Threads	22,420	2,768	-87.7	73,365	59,209	-19.3	327	2,139
Silk		0		144	161	12.0		895,567
Wool	10	93	833.3	8,432	6,016	-28.7	84,935	6,492
o.w. carded wool, n.p.r.s.	0	85	72713.0	746	3	-99.6	637,839	4
o.w. combed wool, n.p.r.s.	0	3	4746.6	2,326	744	-68.0	3,258,416	21,497
Cotton	2,913	1,909	-34.5	4,118	2,992	-27.3	141	157
o.w. cotton yarn, n.p.r.s.	2,854	1,887	-33.9	3,171	2,038	-35.7	111	108
o.w. cotton yarn, p.r.s.	59	22	-62.6	947	954	0.8	1,601	4,311
Other - Vegetable yarns	8	1	-92.9	277	340	22.8	3,680	63,750
Man-made filaments yarns	19,485	699	-96.4	32,653	15,674	-52.0	168	2,241
o.w. sewing thread	8	0	-94.9	3,782	2,707	-28.4	45,109	630,958
o.w. synthetic filament yarn	19,455	699	-96.4	23,832	12,325	-48.3	122	1,764
o.w. artificial filament yarn	0	0	-93.6	904	357	-60.5	481,233	2,977,240
o.w. synthetic monofilament	0	0	-98.3	4,074	153	-96.2	1,376,353	3,061,887
Man made spun yarns	24	67	178.1	27,740	34,026	22.7	114,846	50,660
o.w. man made spun yarns, n.p.r.s.	12	67	438.3	26,747	33,086	23.7	214,351	49,260
o.w. man made spun yarns, p.r.s.	12			993	940	-5.3	8,508	
Woven fabrics	6,122	607	-90.1	100,379	80,997	-19.3	1,640	13,354
Silk	11	2	-86.8	4,244	3,134	-26.1	37,106	207,783
Wool	1	3	331.3	8,336	4,006	-51.9	1,197,781	133,457
o.w. carded wool	0	2	350.7	4,877	3,414	-30.0	981,316	152,403
o.w. combed wool	0	1	282.9	3,459	554	-84.0	1,738,394	72,692
Cotton	254	98	-61.3	16,851	14,215	-15.6	6,639	14,485
o.w. cotton, unbleached	89	0	-99.9	215	605	182.0	240	650,610
o.w. cotton, dyed	5	0	-95.6	1,948	1,386	-28.8	35,950	577,440
o.w. denim fabric	1			80	47	-41.8	11,123	
Other fabrics	5,170	98	-98.1	1,851	1,439	-22.2	36	1,471
o.w. flax	5,169	98	-98.1	1,759	1,331	-24.3	34	1,360
Synthetic and artificial filament yarn	45	75	68.1	24,335	21,261	-12.6	54,280	28,212
o.w. synthetic filament yarn	43	75	73.6	21,557	19,211	-10.9	49,702	25,515
o.w. artificial filament yarn	1	0	-95.1	2,778	2,050	-26.2	190,260	2,847,700
Synthetic and artificial staple fibres	198	62	-68.9	28,409	25,588	-9.9	14,360	41,549
o.w. containing > 85% of synthetic	35	11	-69.5	8,977	11,433	27.4	25,671	107,153
o.w. containing < 85% of synthetic	0			321	174	-45.8	5,354,480	
o.w. containing < 85% synthetic mixed natural fibres	0	15	60869.8	10,358	8,002	-22.7	41,425,838	52,491
o.w. other synthetics	159	35	-77.8	6,090	4,758	-21.9	3,821	13,424
o.w. artificial staple fibres	3	0	-93.3	2,663	1,221	-54.1	77,120	531,049
Special woven fabrics	444	269	-39.4	16,343	11,343	-30.6	3,682	4,215
o.w. pile fabrics	54	6	-89.2	3,935	2,946	-25.1	7,231	50,013
o.w. narrow woven fabrics	172	40	-77.0	7,229	4,953	-31.5	4,201	12,533
o.w. labels, badges	10	4	-65.0	278	206	-25.8	2,746	5,827
o.w. embroidery	2	1	-49.8	763	526	-31.1	35,335	48,503
o.w. handwoven tapestries & quilted products	0	3	1468.0	516	816	58.2	306,557	30,938
Knitted fabrics	98	20	-79.4	28,889	21,923	-24.1	29,562	108,645
Pile fabrics	21	8	-59.6	2,520	2,646	5.0	12,040	31,308
< 30 cm; w 5% or more elastome	0	0	-93.3	1,145	967	-15.5	953,841	12,082,735
> 30 cm; w 5% or more elastome	6	1	-82.9	9,511	8,130	-14.5	171,992	857,607
Curtain fabrics and raschel lace	59	0	-99.5	10,807	6,833	-36.8	18,315	2,308,480
Other fabrics	12	10	-13.7	4,906	3,347	-31.8	40,433	31,953
Carpets	591	413	-30.1	37,263	38,871	4.3	6,301	9,404
Knotted carpets	17	10	-42.4	1,059	176	-83.4	6,335	1,829
Woven carpets	218	133	-38.7	6,033	4,375	-27.5	2,770	3,278
Tufted carpets	76	140	84.0	23,436	23,759	1.4	30,797	16,965
Carpets of felt	4	0	-97.9	4,768	5,579	17.0	129,527	7,061,382
Technical textiles (excl. Woven fabrics)*	99,671	2,592	-97.4	420,604	295,687	-29.7	422	11,407
Wadding, felt, nonwovens, rubber thread, twine, cordage, etc.	11,833	955	-91.9	156,976	123,040	-21.6	1,327	12,890
o.w. felt	23	26	14.1	4,186	5,019	19.9	18,214	19,136
o.w. nonwovens	6,706	31	-99.5	81,538	45,379	-44.3	1,216	144,951
o.w. special yarn	15	2	-86.6	3,138	2,147	-31.6	21,315	108,597
o.w. twine, rope	94	185	96.8	8,124	4,896	-39.7	8,654	2,651
o.w. nets	240	707	195.1	9,401	5,730	-39.1	3,922	810
Impregnated, coated, etc., textile fabrics	3,223	626	-80.6	95,418	45,895	-51.9	2,960	7,330
o.w. tyre cord fabric	2,230	393	-82.4	19,688	4,958	-74.8	883	1,261
o.w. fabrics impregnated, coated etc.	116	106	-8.2	25,594	24,542	-4.1	22,150	23,138
o.w. textile products, articles for technical uses	791	36	-95.5	39,147	10,490	-73.2	4,949	29,206
Other made up textile articles	84,613	1,011	-98.8	168,170	126,705	-24.7	199	12,531
o.w. sacks and bags	20,655	135	-99.3	4,733	3,907	-17.4	23	2,885

RUSSIA



EU-27 (External Trade) Textile and Clothing Trade

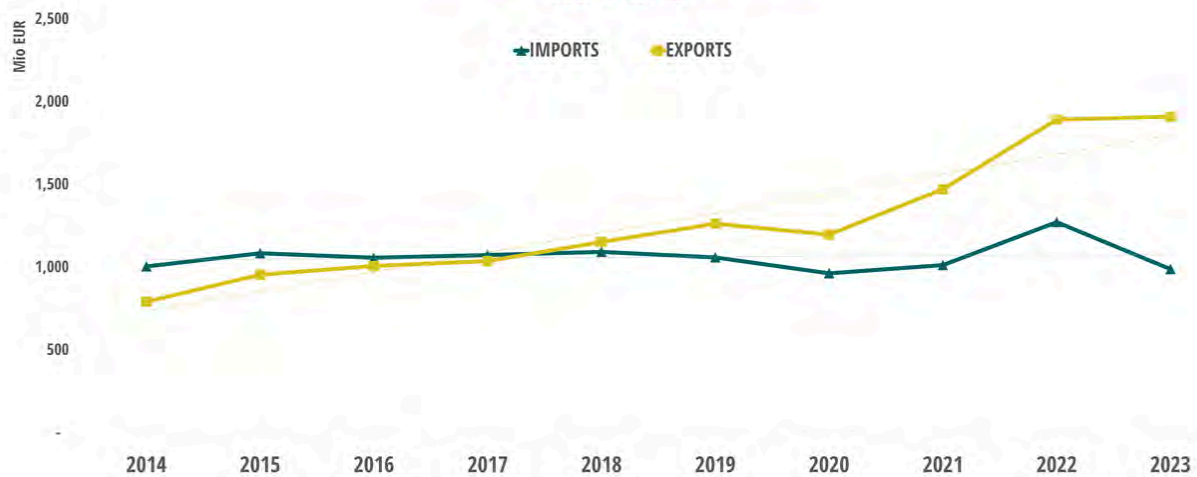
Country : Russia		IMPORTS			EXPORTS			COVERAGE E/I	
Unit : 1000 €		2022	2023	Evol. %	2022	2023	Evol. %	2022	2023
o.w. tarpaulins, sunblinds & alike		369	155	-57.9	2,085	1,633	-21.7	565	1,052
o.w. other : floorcloths, dishcloths etc		1,755	581	-66.9	18,562	14,388	-22.5	1,058	2,477
o.w. medical textiles*		83	18	-78.5	78,182	70,325	-10.0	94,274	394,720
o.w. glass fibers and articles thereof*		49,140	6	-100.0	26,931	10,527	-60.9	55	182,429
o.w. sanitary towels, tampons and napkins*		3	0	-98.7	12,322	14,763	19.8	359,072	32,806,792
o.w. other textiles (outside CH 50-63)*		12,609	116	-99.1	25,395	11,208	-55.9	201	9,622
Worn clothing and other worn articles		316	119	-62.4	31,227	2,229	-92.9	9,886	1,876
Home textiles		5,182	978	-81.1	19,391	18,769	-3.2	374	1,919
Bedlinen, table, toilet and kitchen linen		2,788	724	-74.0	12,176	12,088	-0.7	437	1,669
o.w. Bedlinen, woven		332	97	-70.7	6,629	7,027	6.0	1,996	7,209
o.w. toilet linen		736	284	-61.4	4,509	3,969	-12.0	613	1,399
o.w. table linen, woven		1,660	337	-79.7	776	915	17.9	47	272
Curtains		1,270	58	-95.4	2,822	2,071	-26.6	222	3,565
Other furnishing articles		687	69	-89.9	1,628	1,913	17.5	237	2,759
Workwear		1,099	232	-78.9	3,821	2,971	-22.2	348	1,281
Men's ensembles		286	147	-48.5	268	9	-96.7	94	6
Men's jackets		1	0	-82.8	438	136	-69.0	37,919	68,320
Men's trousers		434	66	-84.9	979	1,225	25.1	226	1,868
Men's overalls		74	12	-84.3	258	290	12.1	351	2,511
Other men's workwear		254	3	-98.6	907	401	-55.8	357	11,570
Women's ensembles		0			56	33	-42.1	34,186	
Women's jackets		1	0	-98.3	139	120	-13.9	28,066	1,332,449
Women's trousers		28	0	-99.2	293	473	61.7	1,062	202,191
Women's overalls		0			39	7	-81.3	20,788	
Other women's workwear		23	4	-83.3	443	278	-37.3	1,961	7,348
Men's Clothing (incl. workwear)		9,215	1,462	-84.1	286,334	366,306	27.9	3,107	25,055
Overcoats		2,111	273	-87.1	63,885	83,000	29.9	3,026	30,363
o.w. woven		1,960	261	-86.7	57,029	73,381	28.7	2,910	28,065
Suits		196	145	-26.3	7,169	6,220	-13.2	3,650	4,297
o.w. woven		186	141	-24.1	6,283	5,547	-11.7	3,387	3,938
Ensembles		398	163	-59.0	8,604	9,084	5.6	2,162	5,564
o.w. woven		305	156	-48.8	7,162	8,309	16.0	2,347	5,315
Jackets and blazers		748	96	-87.2	14,470	18,127	25.3	1,934	18,981
o.w. woven		538	62	-88.5	11,163	14,985	34.2	2,077	24,277
Trousers		4,310	223	-94.8	123,150	158,470	28.7	2,857	70,996
o.w. woven		4,049	165	-95.9	101,164	130,326	28.8	2,499	78,941
Shirts		739	111	-85.0	39,650	57,823	45.8	5,365	52,245
o.w. woven		657	87	-86.8	23,458	33,571	43.1	3,572	38,649
Underpants, briefs, etc.		235	222	-5.8	21,195	23,541	11.1	9,006	10,615
o.w. knitted		223	202	-9.6	19,347	21,460	10.9	8,661	10,622
Swimwear		127	210	65.1	4,857	6,502	33.9	3,811	3,090
Tracksuits		74	12	-83.5	1,855	1,928	3.9	2,513	15,804
Women's Clothing (incl. workwear)		29,570	3,883	-86.9	577,022	669,990	16.1	1,951	17,255
Overcoats		4,442	360	-91.9	99,103	119,653	20.7	2,231	33,235
o.w. woven		4,278	335	-92.2	86,206	105,686	22.6	2,015	31,593
Suits		248	147	-40.7	4,119	2,189	-46.8	1,663	1,492
o.w. woven		41	1	-98.7	3,390	1,519	-55.2	8,208	281,768
Ensembles		64	23	-64.2	68,556	65,613	-4.3	107,228	286,320
o.w. woven		37	18	-49.8	67,717	64,767	-4.4	185,128	352,839
Jackets		1,204	168	-86.1	30,395	37,054	21.9	2,525	22,069
o.w. woven		1,099	132	-88.0	24,812	28,700	15.7	2,258	21,706
Skirts and dresses		5,788	557	-90.4	101,318	124,560	22.9	1,751	22,353
o.w. woven		4,707	207	-95.6	72,646	87,402	20.3	1,543	42,212
Trousers		14,298	340	-97.6	147,177	172,610	17.3	1,029	50,786
o.w. woven		11,883	116	-99.0	104,602	128,141	22.5	880	110,155
Blouses		1,026	216	-79.0	42,603	58,045	36.2	4,154	26,907
o.w. woven		813	180	-77.8	33,706	49,634	47.3	4,148	27,538
Slips, petticoats, etc.		858	1,047	22.0	58,144	58,197	0.1	6,777	5,561
o.w. knitted		709	787	11.0	46,357	45,535	-1.8	6,542	5,788
Swimwear		353	683	93.5	16,228	19,697	21.4	4,595	2,883
Tracksuits		809	106	-86.8	6,398	8,930	39.6	791	8,391
Others (knitted and woven)		13,749	4,485	-67.4	547,726	591,226	7.9	3,984	13,183
Babies' garments		167	137	-18.1	11,223	9,261	-17.5	6,715	6,767
o.w. knitted or crocheted		135	96	-29.0	6,333	5,841	-7.8	4,697	6,103
T-shirts		1,048	423	-59.6	116,000	149,173	28.6	11,070	35,265
Jerseys, pullovers, cardigans		4,291	767	-82.1	183,017	227,822	24.5	4,265	29,686
Special garments		474	208	-56.1	53,367	39,972	-25.1	11,266	19,213
o.w. woven		195	121	-37.7	11,649	9,231	-20.8	5,987	7,617
Other garments, knitted or crocheted		4,012	306	-92.4	11,638	9,345	-19.7	290	3,059
Gloves		90	99	10.3	6,053	6,656	10.0	6,717	6,696
Ties, bow ties, and cravats		68	7	-89.9	1,367	2,386	74.6	2,005	34,814
Shawls, scarves, mufflers, mantillas, etc		951	70	-92.7	10,862	12,994	19.6	1,142	18,620
Pantyhose, tights, stockings, socks, etc		1,132	752	-33.6	80,637	61,222	-24.1	7,121	8,146
Brassières, girdles, corsets, etc.		896	1,657	84.9	63,285	62,707	-0.9	7,062	3,785
Other accessories		466	39	-91.6	3,497	4,053	15.9	751	10,385
Total Textiles (CH 50-60 + 63 + others*)		140,951	9,288	-93.4	729,890	519,085	-28.9	518	5,589
Total Textile - (CH 50-60 + 63)		79,115	9,148	-88.4	587,060	412,262	-29.8	742	4,507
Total Clothing - (CH 61+62)		52,779	10,180	-80.7	1,411,631	1,627,845	15.3	2,675	15,990
Total (CH 50-63)		131,893	19,328	-85.3	1,998,690	2,040,106	2.1	1,515	10,555

* including technical textiles from HS chapters 30, 39, 40, 48, 68, 69, 70 and 96

SOUTH KOREA


EU-27 yearly evolution of T&C trade

Korea, South	IMPORTS			EXPORTS			TRADE BALANCE		
	TEXTILE	CLOTHING	TOTAL	TEXTILE	CLOTHING	TOTAL	TEXTILE	CLOTHING	TOTAL
Unit : €									
Year									
2014	915,322,598	90,628,185	1,005,950,783	321,717,665	471,177,257	792,894,922	-593,604,932	380,549,071	-213,055,861
2015	992,205,562	93,635,514	1,085,841,076	381,682,999	574,350,582	956,033,581	-610,522,566	480,715,067	-129,807,499
2016	971,352,159	87,368,861	1,058,721,020	405,821,193	602,385,374	1,008,206,567	-565,530,964	515,016,514	-50,514,450
2017	982,873,864	91,989,722	1,074,863,586	370,724,509	667,830,917	1,038,555,426	-612,149,356	575,841,194	-36,308,162
2018	1,003,837,292	89,507,022	1,093,344,314	393,614,213	759,709,360	1,153,323,573	-610,223,075	670,202,338	59,979,263
2019	979,453,771	80,470,310	1,059,924,081	371,019,323	893,003,542	1,264,022,865	-608,434,447	812,533,232	204,098,785
2020	862,045,143	101,700,784	963,745,927	315,816,580	881,802,909	1,197,619,489	-546,228,563	780,102,125	233,873,562
2021	924,245,345	89,371,065	1,013,616,410	337,304,913	1,135,386,059	1,472,690,972	-586,940,432	1,046,014,994	459,074,562
2022	1,162,578,200	110,879,567	1,273,457,767	394,283,374	1,499,173,841	1,893,457,215	-768,294,825	1,388,294,274	619,999,449
2023	883,107,727	106,465,130	989,572,857	380,391,169	1,529,969,330	1,910,360,499	-502,716,558	1,423,504,200	920,787,642

**EXTRA EU-27 Evolution of T&C trade
South Korea**


SOUTH KOREA



EU-27 (External Trade) Textile and Clothing Trade

Country : Korea, South		IMPORTS			EXPORTS			COVERAGE E/I	
Unit : 1000 €		2022	2023	Evol. %	2022	2023	Evol. %	2022	2023
Natural fibers		219	90	-58.6	3,588	4,825	34.5	1,641	5,331
Silk		0	0	52.0	14			4,618	
o.w. raw silk					3				
Wool, fine or coarse animal hair		7	2	-74.7	1,422	895	-37.1	19,183	47,700
o.w. wool, not carded or combed		0	1	207.1	214	491	129.5	47,881	35,790
o.w. wool and fine or coarse animal hair		1	0	-99.4	1,196	378	-68.4	80,965	4,069,821
Cotton		210	85	-59.5	66	970	1375.7	1,141	
Other vegetable fibres		1	3	184.4	2,086	2,960	41.9	189,001	94,303
o.w. flax					2,073	2,903	40.0		
Man-made fibres		355,177	283,058	-20.3	15,812	18,474	16.8	4	7
Synthetic staple & tow		353,829	282,474	-20.2	3,735	4,252	13.8	1	2
Artificial staple & tow		254	111	-56.5	11,718	14,091	20.2	4,617	12,748
Yarns and Threads		228,207	173,289	-24.1	63,698	60,001	-5.8	28	35
Silk		1	0	-90.8	1,005	733	-27.0	80,120	632,065
Wool		137	77	-43.7	23,077	15,550	-32.6	16,834	20,141
o.w. carded wool, n.p.r.s.		0	2	1307.7	6,408	3,542	-44.7	3,844,831	151,001
o.w. combed wool, n.p.r.s.		112	41	-63.3	5,980	3,967	-33.7	5,346	9,651
Cotton		199	371	86.8	3,931	2,912	-25.9	1,978	784
o.w. cotton yarn, n.p.r.s.		158	248	57.3	3,143	2,240	-28.7	1,995	903
o.w. cotton yarn, p.r.s.		41	123	199.5	787	672	-14.7	1,913	545
Other - Vegetable yarns		10	134	1265.2	316	166	-47.5	3,225	124
Man-made filaments yarns		226,968	172,559	-24.0	32,912	39,016	18.5	15	23
o.w. sewing thread		1,105	996	-9.8	1,072	920	-14.2	97	92
o.w. synthetic filament yarn		216,242	161,888	-25.1	24,673	31,195	26.4	11	19
o.w. artificial filament yarn		414	483	16.6	4,933	5,445	10.4	1,191	1,128
o.w. synthetic monofilament		9,181	9,181	0.0	2,199	1,455	-33.8	24	16
Man made spun yarns		892	148	-83.4	2,457	1,624	-33.9	275	1,094
o.w. man made spun yarns, n.p.r.s.		580	108	-81.3	2,306	1,552	-32.7	397	1,434
o.w. man made spun yarns, p.r.s.		312	40	-87.1	152	72	-52.4	49	180
Woven fabrics		186,295	154,092	-17.3	130,109	126,895	-2.5	70	82
Silk		1,886	2,534	34.4	1,274	882	-30.7	68	35
Wool		1,954	3,322	70.0	65,671	73,503	11.9	3,360	2,213
o.w. carded wool		125	120	-3.7	28,969	31,731	9.5	23,199	26,382
o.w. combed wool		1,829	3,202	75.0	36,555	41,625	13.9	1,998	1,300
Cotton		15,400	15,784	2.5	16,347	14,374	-12.1	106	91
o.w. cotton, unbleached		117	106	-9.3	217	377	73.9	185	354
o.w. cotton, dyed		657	626	-4.8	2,560	2,986	16.7	389	477
o.w. denim fabric		22	13	-42.2	633	539	-14.8	2,841	4,186
Other fabrics		256	209	-18.3	5,342	4,187	-21.6	2,087	2,001
o.w. flax		124	138	11.8	4,906	3,933	-19.8	3,971	2,849
Synthetic and artificial filament yarn		151,503	117,457	-22.5	14,555	12,754	-12.4	10	11
o.w. synthetic filament yarn		130,964	100,008	-23.6	11,866	11,056	-6.8	9	11
o.w. artificial filament yarn		20,539	17,449	-15.0	2,689	1,698	-36.9	13	10
Synthetic and artificial staple fibres		9,838	10,643	8.2	18,586	13,556	-27.1	189	127
o.w. containing > 85% of synthetic		2,913	2,260	-22.4	8,578	5,358	-37.5	294	237
o.w. containing < 85% of synthetic		23	4	-83.0	60	100	68.2	262	2,594
o.w. containing < 85% synthetic mixed natural fibres		2,091	1,509	-27.9	1,365	1,421	4.2	65	94
o.w. other synthetics		2,826	4,163	47.3	4,487	3,996	-10.9	159	96
o.w. artificial staple fibres		1,985	2,708	36.4	4,097	2,680	-34.6	206	99
Special woven fabrics		5,456	4,138	-24.2	8,305	7,632	-8.1	152	184
o.w. pile fabrics		1,446	1,092	-24.5	2,260	2,349	3.9	156	215
o.w. narrow woven fabrics		1,348	1,011	-25.0	3,182	2,772	-12.9	236	274
o.w. labels, badges		280	254	-9.3	396	318	-19.7	141	125
o.w. embroidery		658	657	-0.1	329	238	-27.6	50	36
o.w. handwoven tapestries & quilted products		110	69	-37.1	136	74	-45.1	123	108
Knitted fabrics		109,294	79,613	-27.2	22,909	17,180	-25.0	21	22
Pile fabrics		9,288	6,962	-25.0	1,558	1,106	-29.0	17	16
< 30 cm; w 5% or more elastome		12	12	-7.7	245	156	-36.3	1,966	1,357
> 30 cm; w 5% or more elastome		61,835	46,484	-24.8	11,234	6,771	-39.7	18	15
Curtain fabrics and raschel lace		9,718	5,426	-44.2	1,631	1,617	-0.8	17	30
Other fabrics		28,440	20,730	-27.1	8,240	7,530	-8.6	29	36
Carpets		4,718	3,228	-31.6	11,203	10,211	-8.9	237	316
Knotted carpets		125	55	-56.2	611	473	-22.6	488	862
Woven carpets		136	188	38.8	4,643	3,607	-22.3	3,420	1,914
Tufted carpets		1,571	1,882	19.8	5,495	4,613	-16.1	350	245
Carpets of felt		290	68	-76.7	215	270	25.5	74	399
Technical textiles (excl. Woven fabrics)*		356,429	251,907	-29.3	216,775	225,823	4.2	61	90
Wadding, felt, nonwovens, rubber thread, twine, cordage, etc.		65,134	57,075	-12.4	42,112	50,100	19.0	65	88
o.w. felt		3,442	3,804	10.5	2,623	2,290	-12.7	76	60
o.w. nonwovens		37,242	32,214	-13.5	24,848	24,742	-0.4	67	77
o.w. special yarn		1,924	1,505	-21.8	2,250	1,111	-50.6	117	74
o.w. twine, rope		9,772	8,163	-16.5	5,495	6,355	15.7	56	78
o.w. nets		1,791	2,260	26.2	2,420	2,773	14.6	135	123
Impregnated, coated, etc., textile fabrics		146,532	98,140	-33.0	51,788	52,628	1.6	35	54
o.w. tyre cord fabric		44,802	24,590	-45.1	862	768	-10.8	2	3
o.w. fabrics impregnated, coated, etc.		82,427	58,088	-29.5	13,621	15,297	12.3	17	26
o.w. textile products, articles for technical uses		7,571	4,742	-37.4	29,825	29,501	-1.1	394	622
Other made up textile articles		144,755	96,685	-33.2	122,861	123,089	0.2	85	127
o.w. sacks and bags		502	618	23.0	1,912	1,982	3.6	381	321

SOUTH KOREA



EU-27 (External Trade) Textile and Clothing Trade

Country : Korea, South									
Unit : 1000 €									
	IMPORTS			EXPORTS			COVERAGE E/I		
	2022	2023	Evol. %	2022	2023	Evol. %	2022	2023	
o.w. tarpaulins, sunblinds & alike	3,182	2,581	-18.9	3,795	1,600	-57.8	119	62	
o.w. other : floorcloths, dishcloths etc	59,138	27,036	-54.3	9,127	8,620	-5.6	15	32	
o.w. medical textiles*	37,188	35,798	-3.7	48,696	48,418	-0.6	131	135	
o.w. glass fibers and articles thereof*	39,309	27,705	-29.5	43,248	48,808	12.9	110	176	
o.w. sanitary towels, tampons and napkins*	40	108	172.1	853	586	-31.3	2,152	544	
o.w. other textiles (outside CH 50-63)*	5,405	2,845	-47.4	15,244	13,081	-14.2	282	460	
Worn clothing and other worn articles	980	1,337	36.5	318	286	-9.9	32	21	
Home textiles	2,972	2,112	-28.9	13,041	16,214	24.3	439	768	
Bedlinen, table, toilet and kitchen linen	924	577	-37.5	6,773	9,279	37.0	733	1,607	
o.w. Bedlinen, woven	65	64	-1.4	3,496	6,502	86.0	5,370	10,125	
o.w. toilet linen	814	461	-43.3	2,048	1,463	-28.6	252	317	
o.w. table linen, woven	8	10	22.3	579	645	11.5	7,233	6,596	
Curtains	1,344	960	-28.5	2,144	2,330	8.7	160	243	
Other furnishing articles	178	210	17.9	983	1,113	13.2	551	529	
Workwear	786	767	-2.4	3,891	4,914	26.3	495	641	
Men's ensembles	87	150	72.0	268	225	-16.1	306	149	
Men's jackets	27	10	-64.8	559	421	-24.6	2,033	4,352	
Men's trousers	24	108	351.2	1,851	2,302	24.4	7,737	2,133	
Men's overalls	9	0	-97.8	190	92	-51.5	2,100	45,320	
Other men's workwear	77	79	2.3	447	458	2.4	577	578	
Women's ensembles	90	100	11.5	24	16	-35.5	27	16	
Women's jackets	40	29	-28.4	119	413	246.0	298	1,438	
Women's trousers	54	61	12.0	216	806	273.2	397	1,324	
Women's overalls	0	4	5507.2	5	10	93.1	7,944	274	
Other women's workwear	376	226	-39.8	211	171	-19.0	56	76	
Men's Clothing (incl. workwear)	13,292	16,328	22.8	281,009	329,514	17.3	2,114	2,018	
Overcoats	3,608	5,077	40.7	145,254	190,574	31.2	4,025	3,754	
o.w. woven	3,064	3,712	21.1	136,278	181,127	32.9	4,447	4,880	
Suits	196	135	-31.0	6,662	7,104	6.6	3,393	5,248	
o.w. woven	184	126	-31.4	6,474	6,713	3.7	3,519	5,318	
Ensembles	251	412	63.9	5,727	5,395	-5.8	2,278	1,310	
o.w. woven	152	338	123.2	5,456	4,908	-10.0	3,601	1,451	
Jackets and blazers	2,222	2,679	20.5	27,589	30,622	11.0	1,241	1,143	
o.w. woven	1,989	2,448	23.1	23,162	26,863	16.0	1,165	1,098	
Trousers	2,998	3,204	6.9	53,196	48,489	-8.8	1,774	1,513	
o.w. woven	2,359	2,409	2.1	43,244	39,025	-9.8	1,833	1,620	
Shirts	3,047	4,151	36.2	30,235	38,454	27.2	992	926	
o.w. woven	1,578	2,335	48.0	18,113	21,027	16.1	1,148	901	
Underpants, briefs, etc.	98	101	3.8	7,514	2,866	-61.9	7,684	2,825	
o.w. knitted	43	53	22.5	2,427	2,353	-3.0	5,599	4,432	
Swimwear	68	97	43.2	1,223	1,833	49.9	1,811	1,895	
Tracksuits	194	306	58.0	2,507	2,306	-8.0	1,294	754	
Women's Clothing (incl. workwear)	27,783	30,065	8.2	564,483	526,823	-6.7	2,032	1,752	
Overcoats	4,675	4,503	-3.7	183,062	215,825	17.9	3,915	4,793	
o.w. woven	4,410	4,084	-7.4	169,237	198,088	17.0	3,838	4,850	
Suits	147	156	6.4	16,019	8,784	-45.2	10,901	5,621	
o.w. woven	100	129	29.4	12,982	7,345	-43.4	13,019	5,693	
Ensembles	368	501	36.4	74,284	31,243	-57.9	20,201	6,231	
o.w. woven	327	425	30.0	67,828	28,275	-58.3	20,740	6,652	
Jackets	3,117	4,010	28.6	62,488	73,135	17.0	2,005	1,824	
o.w. woven	2,922	3,596	23.0	52,546	59,834	13.9	1,798	1,664	
Skirts and dresses	5,862	6,863	17.1	71,502	75,080	5.0	1,220	1,094	
o.w. woven	3,971	5,099	28.4	52,011	53,146	2.2	1,310	1,042	
Trousers	6,597	7,008	6.2	60,896	55,449	-8.9	923	791	
o.w. woven	5,013	5,842	16.5	50,553	45,933	-9.1	1,008	786	
Blouses	4,912	5,058	3.0	27,880	29,956	7.4	568	592	
o.w. woven	3,469	2,648	-23.7	22,998	25,442	10.6	663	961	
Slips, petticoats, etc.	227	150	-34.1	5,532	6,696	21.0	2,434	4,472	
o.w. knitted	96	44	-53.9	1,379	1,272	-7.8	1,443	2,887	
Swimwear	106	105	-1.1	1,486	1,610	8.4	1,402	1,536	
Tracksuits	796	923	15.9	12,923	9,254	-28.4	1,624	1,003	
Others (knitted and woven)	69,164	58,849	-14.9	653,566	673,431	3.0	945	1,144	
Babies' garments	1,124	1,220	8.6	17,470	7,736	-55.7	1,555	634	
o.w. knitted or crocheted	838	817	-2.5	12,088	4,735	-60.8	1,442	579	
T-shirts	4,743	7,303	54.0	160,856	159,641	-0.8	3,391	2,186	
Jerseys, pullovers, cardigans	6,953	10,266	47.6	255,588	281,642	10.2	3,676	2,744	
Special garments	6,260	2,608	-58.3	44,135	45,786	3.7	705	1,755	
o.w. woven	5,981	2,203	-63.2	42,093	44,795	6.4	704	2,034	
Other garments, knitted or crocheted	3,667	3,524	-3.9	36,772	31,154	-15.3	1,003	884	
Gloves	38,785	28,065	-27.6	2,236	1,735	-22.4	6	6	
Ties, bow ties, and cravats	67	115	71.7	11,229	11,457	2.0	16,711	9,929	
Shawls, scarves, mufflers, mantillas, etc	491	1,636	233.2	68,466	85,353	24.7	13,949	5,218	
Pantyhose, tights, stockings, socks, etc	6,506	3,472	-46.6	5,358	5,359	0.0	82	154	
Brassières, girdles, corsets, etc.	158	81	-48.8	1,329	1,848	39.1	839	2,278	
Other accessories	394	579	46.9	53,902	44,881	-16.7	13,680	7,752	
Total Textiles (CH 50-60 + 63 + others*)	1,244,520	949,281	-23.7	502,324	491,266	-2.2	40	52	
Total Textile - (CH 50-60 + 63)	1,162,578	882,826	-24.1	394,283	380,373	-3.5	34	43	
Total Clothing - (CH 61+62)	110,880	106,465	-4.0	1,499,174	1,530,049	2.1	1,352	1,437	
Total (CH 50-63)	1,273,458	989,291	-22.3	1,893,457	1,910,422	0.9	149	193	

* including technical textiles from HS chapters 30, 39, 40, 48, 68, 69, 70 and 96

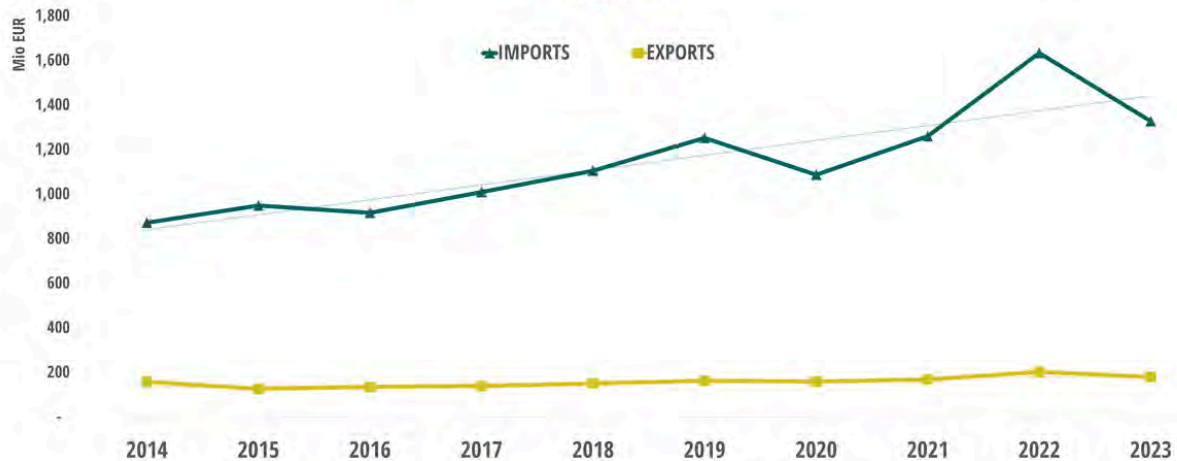
SRI LANKA



EU-27 yearly evolution of T&C trade

Sri Lanka	IMPORTS			EXPORTS			TRADE BALANCE		
Unit : €	TEXTILE	CLOTHING	TOTAL	TEXTILE	CLOTHING	TOTAL	TEXTILE	CLOTHING	TOTAL
Year									
2014	39,255,206	833,150,821	872,406,027	155,509,483	3,028,534	158,538,017	116,254,274	-830,122,287	-713,868,013
2015	41,760,523	907,919,581	949,680,104	122,631,717	4,068,458	126,700,175	80,871,196	-903,851,123	-822,979,927
2016	39,552,385	877,776,133	917,328,518	131,791,560	3,691,590	135,483,150	92,239,177	-874,084,542	-781,845,365
2017	42,737,554	967,039,300	1,009,776,854	135,957,625	3,221,428	139,179,053	93,220,069	-963,817,873	-870,597,804
2018	46,006,585	1,059,972,645	1,105,979,230	147,046,899	3,770,854	150,817,753	101,040,314	-1,056,201,791	-955,161,477
2019	47,353,820	1,205,568,921	1,252,922,741	159,845,684	3,650,723	163,496,407	112,491,862	-1,201,918,198	-1,089,426,336
2020	48,882,088	1,038,691,393	1,087,573,481	157,447,332	1,713,530	159,160,862	108,565,244	-1,036,977,863	-928,412,619
2021	68,964,868	1,191,891,489	1,260,856,357	167,722,571	1,457,539	169,180,110	98,757,703	-1,190,433,950	-1,091,676,247
2022	78,629,390	1,555,596,222	1,634,225,612	200,292,355	2,769,478	203,061,833	121,662,966	-1,552,826,744	-1,431,163,778
2023	61,676,906	1,266,490,151	1,328,167,057	178,121,346	2,354,227	180,475,573	116,444,439	-1,264,135,925	-1,147,691,486

EXTRA EU-27 Evolution of T&C trade Sri Lanka



SRI LANKA



EU-27 (External Trade) Textile and Clothing Trade

Country : Sri Lanka	IMPORTS			EXPORTS			Coverage E/I	
	2022	2023	Evol. %	2022	2023	Evol. %	2022	2023
Unit : 1000 €								
Natural fibers	18,891	13,736	-27.3	50	59	17.6	-	-
Cotton		1						
Wool, fine or coarse animal hair								
o.w. wool, not carded or combed		1						
o.w. wool and fine or coarse animal hair	2	0	-90.1	0			1	
Other vegetable fibres	18,889	13,735	-27.3	50	59	17.7	-	-
o.w. flax		0		50	59	17.7		33,720
Man-made fibres	304	208	-31.6	43	3	-93.6	14	1
Synthetic staple & tow		2		43	2	-95.5		111
Artificial staple & tow								
Yarns and Threads	1,291	989	-23.4	29,637	21,566	-27.2	2,296	2,180
Silk								
Wool	0	7	29407.2	1,011	621	-38.6	4,212,344	8,764
o.w. carded wool, n.p.r.s.		0		36	24	-32.7		67,731
o.w. combed wool, n.p.r.s.		7		968	596	-38.5		8,461
Cotton	0	0	-7.5	1,217	1,374	12.9	376,636	459,478
o.w. cotton yarn, n.p.r.s.	0	0	-68.1	1,215	1,368	12.6	607,663	2,143,970
o.w. cotton yarn, p.r.s.	0	0	90.9	2	5	149.3	1,652	2,158
Other - Vegetable yarns	237	147	-38.1	1	1	32.5	-	1
Man-made filaments yarns	1,034	822	-20.5	27,309	19,390	-29.0	2,641	2,358
o.w. sewing thread	0	0	165.2	772	658	-14.8	2,667,550	857,045
o.w. synthetic filament yarn	1,009	806	-20.1	26,002	17,865	-31.3	2,577	2,217
o.w. artificial filament yarn		0			506			937,311
o.w. synthetic monofilament	24	16	-32.7	529	361	-31.8	2,168	2,198
Man made spun yarns	19	13	-34.2	99	181	83.4	519	1,446
o.w. man made spun yarns, n.p.r.s.	14	9	-36.0	47	155	227.3	345	1,766
o.w. man made spun yarns, p.r.s.	5	4	-29.4	52	26	-48.9	966	700
Woven fabrics	3,095	1,749	-43.5	64,237	59,158	-7.9	2,076	3,382
Silk	2	2	-19.0	113	1,096	870.5	5,810	69,600
Wool	0	0	-53.9	4,152	1,852	-55.4	1,094,539	1,058,507
o.w. carded wool	0	0	-72.8	1,447	1,450	0.2	414,662	1,526,605
o.w. combed wool	0	0	164.0	2,704	402	-85.1	8,922,974	502,688
Cotton	81	62	-23.0	13,753	15,113	9.9	17,007	24,264
o.w. cotton, unbleached	3	8	183.5	110	6	-94.2	3,800	78
o.w. cotton, dyed	44	45	2.6	3,517	3,368	-4.2	8,077	7,542
o.w. denim fabric	1	1	42.9	535	476	-11.0	93,892	58,488
Other fabrics	1,248	695	-44.3	113	66	-41.2	9	10
o.w. flax	7	10	42.8	113	65	-42.6	1,620	651
Synthetic and artificial filament yarn	118	154	30.6	11,956	13,283	11.1	10,141	8,630
o.w. synthetic filament yarn	114	102	-10.2	11,470	13,193	15.0	10,091	12,933
o.w. artificial filament yarn	4	52	1126.8	486	90	-81.4	11,488	174
Synthetic and artificial staple fibres	23	83	267.8	5,576	5,464	-2.0	24,657	6,569
o.w. containing > 85% of synthetic	12	51	333.6	218	343	57.9	1,838	669
o.w. containing < 85% of synthetic	6	0	-99.9	915	23	-97.5	15,247	323,200
o.w. containing < 85% synthetic mixed natural fibres	4	3	-17.9	17	115	563.3	473	3,820
o.w. other synthetics	0	29	6323.2	155	279	79.6	34,814	973
o.w. artificial staple fibres	1	0	-75.4	4,271	4,704	10.2	657,689	2,939,951
Special woven fabrics	1,623	753	-53.6	28,576	22,282	-22.0	1,760	2,960
o.w. pile fabrics	7	0	-99.4	681	211	-69.1	10,334	539,819
o.w. narrow woven fabrics	477	253	-47.1	16,875	13,893	-17.7	3,536	5,501
o.w. labels, badges	38	16	-56.8	663	517	-22.1	1,750	3,153
o.w. embroidery	454	106	-76.7	31	41	33.7	7	39
o.w. handwoven tapestries & quilted products	14	3	-78.1	210	157	-25.3	1,493	5,098
Knitted fabrics	1,287	191	-85.2	76,563	70,804	-7.5	5,948	37,162
Pile fabrics	1	7	669.6	452	380	-15.9	47,697	5,215
< 30 cm; w 5% or more elastome	1	33	2489.7	834	411	-50.8	64,637	1,229
> 30 cm; w 5% or more elastome	7	15	113.4	56,319	54,254	-3.7	792,112	357,524
Curtain fabrics and raschel lace	9	9	-1.7	998	1,375	37.8	10,560	14,807
Other fabrics	1,268	125	-90.1	17,960	14,384	-19.9	1,416	11,474
Carpets	1,231	1,033	-16.1	119	114	-3.8	10	11
Knotted carpets					1			
Woven carpets	507	475	-6.3	107	112	4.1	21	24
Tufted carpets	175	64	-63.4	9	0	-98.1	5	-
Carpets of felt					0			
Technical textiles (excl. Woven fabrics)*	54,594	44,715	-18.1	13,490	13,446	-0.3	25	30
Wadding, felt, nonwovens, rubber thread, twine, cordage, etc.	11,133	7,099	-36.2	4,818	3,749	-22.2	43	53
o.w. felt	953	501	-47.4	34	79	133.6	4	16
o.w. nonwovens	539	332	-38.4	997	910	-8.7	185	274
o.w. special yarn				192	189	-1.7		
o.w. twine, rope	932	1,558	67.1	3,146	2,040	-35.2	337	131
o.w. nets	8,654	4,667	-46.1	9	58	543.1	-	1
Impregnated, coated, etc., textile fabrics	1,582	1,542	-2.5	2,582	2,452	-5.0	163	159
o.w. tyre cord fabric	0			86	75	-13.7	786,125	
o.w. fabrics impregnated, coated etc.	1,309	1,441	10.1	1,598	1,517	-5.1	122	105
o.w. textile products, articles for technical uses	258	92	-64.5	142	303	112.8	55	331
Other made up textile articles	38,966	35,162	-9.8	6,090	7,246	19.0	16	21
o.w. sacks and bags	5,568	3,535	-36.5	2	2	-14.2	-	-

SRI LANKA



EU-27 (External Trade) Textile and Clothing Trade

Country : Sri Lanka		IMPORTS			EXPORTS			Coverage E/I	
Unit : 1000 €		2022	2023	Evol. %	2022	2023	Evol. %	2022	2023
o.w. tarpaulins, sunblinds & alike		20,766	18,036	-13.1	133	61	-54.4	1	-
o.w. other : floorcloths, dishcloths etc		10,940	11,563	5.7	256	198	-22.5	2	2
o.w. medical textiles*		9	16	81.1	1,005	2,762	175.0	11,563	17,562
o.w. glass fibers and articles thereof*		339	370	9.0	3,415	3,243	-5.1	1,006	877
o.w. sanitary towels, tampons and napkins*		2	7	248.7	-	-	-	-	-
o.w. other textiles (outside CH 50-63)*		4,255	2,547	-40.1	1,279	980	-23.4	30	38
Worn clothing and other worn articles		135	163	20.5	55	13	-77.2	41	8
Home textiles		2,399	1,763	-26.5	110	212	93.2	5	12
Bedlinen, table, toilet and kitchen linen		758	676	-10.7	0	124	28472.3	-	18
o.w. Bedlinen, woven		2	284	11580.8	0	0	-	-	-
o.w. toilet linen		743	367	-50.6	0	113	26033.5	-	31
o.w. table linen, woven		12	15	27.0	1	1	-	-	9
Curtains		1,284	915	-28.7	107	88	-17.5	8	10
Other furnishing articles		49	27	-46.2	1	1	-49.8	2	2
Workwear		73,112	50,328	-31.2	1,115	1,076	-3.5	2	2
Men's ensembles		-	10	-	14	6	-58.3	-	56
Men's jackets		4,429	4,310	-2.7	2	-	-	-	-
Men's trousers		48,572	32,799	-32.5	1,053	1,013	-3.7	2	3
Men's overalls		3,601	3,275	-9.0	4	0	-99.3	-	-
Other men's workwear		7,834	6,290	-19.7	4	48	1030.7	-	1
Women's ensembles		0	70	18953.7	-	-	-	-	-
Women's jackets		4,490	1,185	-73.6	-	-	-	-	-
Women's trousers		3,367	2,033	-39.6	0	0	-95.4	-	-
Women's overalls		-	-	-	-	-	-	-	-
Other women's workwear		819	355	-56.7	38	8	-77.8	5	2
Men's Clothing (incl. workwear)		372,863	293,559	-21.3	1,474	1,394	-5.4	-	-
Overcoats		9,814	6,235	-36.5	0	78	16533.7	-	1
o.w. woven		2,628	2,008	-23.6	0	78	23073.1	-	4
Suits		98	4	-95.7	-	52	-	-	1,254
o.w. woven		94	4	-96.2	-	52	-	-	1,481
Ensembles		8	35	320.4	21	6	-71.2	250	17
o.w. woven		5	14	178.9	21	6	-71.3	401	41
Jackets and blazers		6,083	5,205	-14.4	2	8	245.1	-	-
o.w. woven		5,192	4,976	-4.2	2	8	243.4	-	-
Trousers		169,272	125,943	-25.6	1,297	1,082	-16.5	1	1
o.w. woven		137,883	110,372	-20.0	1,286	1,082	-15.9	1	1
Shirts		29,246	23,843	-18.5	138	108	-22.2	-	-
o.w. woven		13,789	10,781	-21.8	86	48	-44.7	1	-
Underpants, briefs, etc.		135,775	109,905	-19.1	6	5	-22.2	-	-
o.w. knitted		129,781	104,493	-19.5	6	5	-22.3	-	-
Swimwear		14,348	15,577	8.6	-	0	-	-	-
Tracksuits		365	394	8.0	0	0	97.8	-	-
Women's Clothing (incl. workwear)		502,589	393,487	-21.7	539	483	-10.4	-	-
Overcoats		7,486	7,338	-2.0	2	2	18.5	-	-
o.w. woven		4,015	3,491	-13.1	2	2	24.0	-	-
Suits		207	291	40.8	0	-	-	-	-
o.w. woven		184	78	-57.5	0	-	-	-	-
Ensembles		201	253	26.3	2	0	-99.4	1	-
o.w. woven		10	121	1128.0	2	-	-	16	-
Jackets		7,971	3,764	-52.8	184	1	-99.5	2	-
o.w. woven		7,090	3,480	-50.9	183	1	-99.4	3	-
Skirts and dresses		33,490	25,670	-23.4	49	40	-18.3	-	-
o.w. woven		21,754	17,303	-20.5	44	35	-21.9	-	-
Trousers		150,304	96,700	-35.7	123	36	-70.9	-	-
o.w. woven		45,815	35,765	-21.9	117	30	-74.5	-	-
Blouses		38,067	28,697	-24.6	74	39	-47.3	-	-
o.w. woven		25,861	21,662	-16.2	39	38	-0.3	-	-
Slips, petticoats, etc.		230,223	196,605	-14.6	57	305	435.4	-	-
o.w. knitted		189,956	153,757	-19.1	57	305	435.8	-	-
Swimwear		28,967	29,904	3.2	1	3	217.2	-	-
Tracksuits		4,423	3,858	-12.8	10	31	202.2	-	1
Others (knitted and woven)		680,121	578,748	-14.9	756	477	-36.9	-	-
Babies' garments		50,983	39,523	-22.5	69	47	-31.4	-	-
o.w. knitted or crocheted		49,162	37,860	-23.0	68	46	-32.0	-	-
T-shirts		162,432	142,294	-12.4	134	51	-62.0	-	-
Jerseys, pullovers, cardigans		62,453	36,381	-41.7	6	7	19.3	-	-
Special garments		13,951	16,901	21.2	24	24	-1.4	-	-
o.w. woven		3,876	3,546	-8.5	17	22	29.1	-	1
Other garments, knitted or crocheted		22,895	19,275	-15.8	25	13	-46.4	-	-
Gloves		139,103	118,301	-15.0	35	13	-62.8	-	-
Ties, bow ties, and cravats		3,855	4,181	8.5	26	11	-57.7	1	-
Shawls, scarves, mufflers, mantillas, etc		905	464	-48.7	1	1	-8.1	-	-
Pantyhose, tights, stockings, socks, etc		21,282	13,670	-35.8	3	6	105.8	-	-
Brassières, girdles, corsets, etc.		199,599	185,974	-6.8	110	89	-19.1	-	-
Other accessories		4,900	4,792	-2.2	329	222	-32.4	7	5
Total Textiles (CH 50-60 + 63 + others*)		83,234	64,578	-22.4	205,992	185,047	-10.2	247	287
Total Textile - (CH 50-60 + 63)		78,629	61,638	-21.6	200,292	178,062	-11.1	255	289
Total Clothing - (CH 61+62)		1,555,596	1,265,837	-18.6	2,769	2,354	-15.0	-	-
Total (CH 50-63)		1,634,226	1,327,475	-18.8	203,062	180,416	-11.2	12	14

* including technical textiles from HS chapters 30, 39, 40, 48, 68, 69, 70 and 96

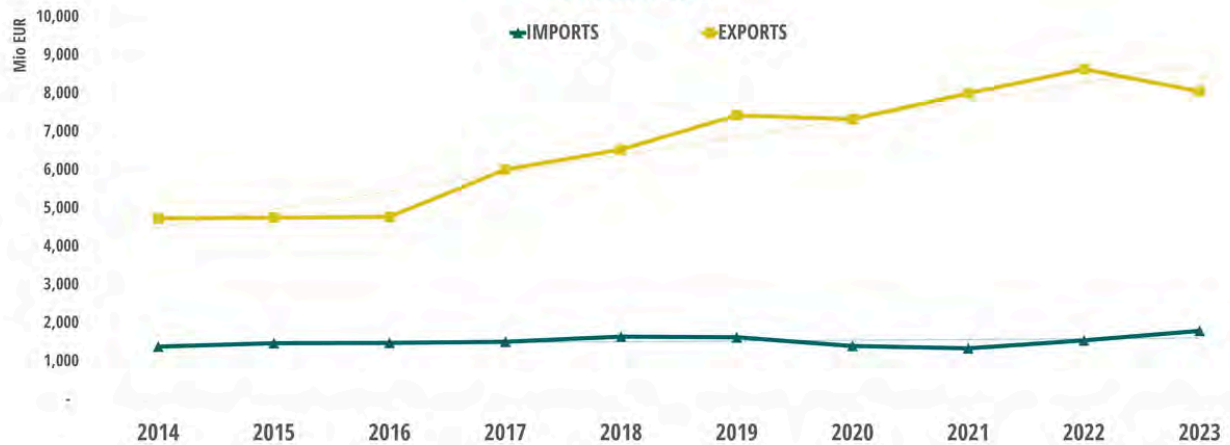
SWITZERLAND



EU-27 yearly evolution of T&C trade

Switzerland	IMPORTS			EXPORTS			TRADE BALANCE		
Unit : €	TEXTILE	CLOTHING	TOTAL	TEXTILE	CLOTHING	TOTAL	TEXTILE	CLOTHING	TOTAL
Year									
2014	790,371,779	588,869,864	1,379,241,643	1,397,945,890	3,330,350,396	4,728,296,286	607,574,109	2,741,480,532	3,349,054,641
2015	797,748,814	672,450,698	1,470,199,512	1,373,317,099	3,378,801,637	4,752,118,736	575,568,288	2,706,350,938	3,281,919,226
2016	794,266,233	681,259,631	1,475,525,864	1,379,748,498	3,389,237,771	4,768,986,269	585,482,265	2,707,978,141	3,293,460,406
2017	762,339,003	741,617,452	1,503,956,455	1,311,053,920	4,694,891,676	6,005,945,596	548,714,915	3,953,274,224	4,501,989,139
2018	759,233,387	882,603,269	1,641,836,656	1,336,101,563	5,190,052,089	6,526,153,652	576,868,177	4,307,448,820	4,884,316,997
2019	698,953,023	922,651,020	1,621,604,043	1,349,130,090	6,076,587,854	7,425,717,944	650,177,068	5,153,936,834	5,804,113,902
2020	632,420,156	763,913,303	1,396,333,459	1,441,296,111	5,879,486,645	7,320,782,756	808,875,955	5,115,573,342	5,924,449,297
2021	617,917,054	716,229,538	1,334,146,592	1,442,065,425	6,558,314,080	8,000,379,505	824,148,371	5,842,084,542	6,666,232,913
2022	690,224,334	853,154,403	1,543,378,737	1,564,262,259	7,069,058,847	8,633,321,106	874,037,925	6,215,904,444	7,089,942,369
2023	680,773,674	1,108,712,351	1,789,486,025	1,531,917,266	6,515,878,442	8,047,795,708	851,143,588	5,407,166,090	6,258,309,678

EXTRA EU-27 Evolution of T&C trade
Switzerland



SWITZERLAND



EU-27 (External Trade) Textile and Clothing Trade

Country : Switzerland		IMPORTS			EXPORTS			COVERAGE E/I	
Unit : 1000 €		2022	2023	Evol. %	2022	2023	Evol. %	2022	2023
Natural fibers		2,140	1,886	-11.9	16,627	15,349	-7.7	777	814
Silk		12	272	2135.2	390	636	62.8	3,203	233
o.w. raw silk			261		62	56	-9.8		21
Wool, fine or coarse animal hair		1,023	965	-5.6	2,217	1,729	-22.0	217	179
o.w. wool, not carded or combed		890	880	-1.1	1,139	924	-18.9	128	105
o.w. wool and fine or coarse animal hair		75	71	-5.3	958	764	-20.3	1,274	1,072
Cotton		492	385	-21.8	9,726	7,982	-17.9	1,979	2,075
Other vegetable fibres		613	264	-57.0	4,293	5,004	16.5	701	1,898
o.w. flax		17	31	79.9	2,367	2,723	15.0	13,690	8,753
Man-made fibres		20,193	15,961	-21.0	22,750	20,554	-9.7	113	129
Synthetic staple & tow		19,537	15,248	-22.0	20,582	15,882	-22.8	105	104
Artificial staple & tow		134	385	186.5	1,002	2,822	181.7	745	733
Yarns and Threads		84,183	75,240	-10.6	108,119	99,546	-7.9	128	132
Silk		1,995	1,982	-0.7	235	217	-7.3	12	11
Wool		10,668	10,249	-3.9	18,069	19,062	5.5	169	186
o.w. carded wool, n.p.r.s.		124	210	68.9	1,768	1,849	4.6	1,423	881
o.w. combed wool, n.p.r.s.		3,050	2,074	-32.0	2,216	2,890	30.4	73	139
Cotton		1,786	2,599	45.5	22,198	21,144	-4.7	1,243	814
o.w. cotton yarn, n.p.r.s.		1,431	2,067	44.5	17,830	16,344	-8.3	1,246	791
o.w. cotton yarn, p.r.s.		356	531	49.4	4,368	4,800	9.9	1,228	903
Other - Vegetable yarns		227	427	88.2	1,597	1,960	22.7	704	459
Man-made filaments yarns		67,290	56,835	-15.5	57,375	49,463	-13.8	85	87
o.w. sewing thread		96	40	-58.8	3,814	3,830	0.4	3,953	9,632
o.w. synthetic filament yarn		61,657	52,030	-15.6	34,888	30,534	-12.5	57	59
o.w. artificial filament yarn		130	269	106.1	363	374	2.8	279	139
o.w. synthetic monofilament		5,373	4,445	-17.3	17,972	14,274	-20.6	334	321
Man made spun yarns		2,216	3,149	42.1	8,646	7,700	-10.9	390	245
o.w. man made spun yarns, n.p.r.s.		2,021	2,951	46.0	5,368	4,633	-13.7	266	157
o.w. man made spun yarns, p.r.s.		196	198	1.1	3,279	3,067	-6.4	1,675	1,549
Woven fabrics		152,862	147,072	-3.8	242,503	229,379	-5.4	159	156
Silk		1,037	1,011	-2.6	3,807	3,755	-1.4	367	371
Wool		8,625	9,843	14.1	29,878	31,409	5.1	346	319
o.w. carded wool		2,511	2,801	11.6	8,505	7,556	-11.2	339	270
o.w. combed wool		6,111	7,042	15.2	21,326	23,804	11.6	349	338
Cotton		62,281	57,527	-7.6	62,769	55,323	-11.9	101	96
o.w. cotton, unbleached		8,616	7,558	-12.3	5,085	4,222	-17.0	59	56
o.w. cotton, dyed		7,356	7,308	-0.6	15,188	14,241	-6.2	206	195
o.w. denim fabric		34	99	188.0	124	166	33.9	360	167
Other fabrics		1,787	1,684	-5.8	7,012	7,811	11.4	392	464
o.w. flax		1,750	1,637	-6.4	6,209	6,905	11.2	355	422
Synthetic and artificial filament yarn		38,102	36,173	-5.1	59,707	60,108	0.7	157	166
o.w. synthetic filament yarn		36,400	34,475	-5.3	54,904	55,767	1.6	151	162
o.w. artificial filament yarn		1,702	1,698	-0.2	4,803	4,341	-9.6	282	256
Synthetic and artificial staple fibres		10,657	10,691	0.3	27,306	25,780	-5.6	286	241
o.w. containing > 85% of synthetic		6,170	5,535	-10.3	13,119	10,689	-18.5	213	193
o.w. containing < 85% of synthetic		207	105	-49.3	843	446	-47.1	406	424
o.w. containing < 85% synthetic mixed natural fibres		1,015	1,143	12.6	3,846	4,579	19.1	379	401
o.w. other synthetics		2,630	3,177	20.8	5,469	6,695	22.4	208	211
o.w. artificial staple fibres		635	730	15.0	4,029	3,372	-16.3	635	462
Special woven fabrics		29,910	29,689	-0.7	51,171	44,428	-13.2	171	150
o.w. pile fabrics		2,184	1,071	-51.0	6,489	5,747	-11.4	297	537
o.w. narrow woven fabrics		12,214	13,895	13.8	23,510	19,292	-17.9	192	139
o.w. labels, badges		1,037	1,164	12.2	4,013	3,419	-14.8	387	294
o.w. embroidery		9,301	7,661	-17.6	7,581	6,498	-14.3	82	85
o.w. handwoven tapestries & quilted products		476	400	-15.9	1,013	1,173	15.9	213	293
Knitted fabrics		57,079	47,543	-16.7	54,238	46,937	-13.5	95	99
Pile fabrics		643	600	-6.8	4,103	4,180	1.9	638	697
< 30 cm; w 5% or more elastome		169	905	436.7	510	640	25.4	302	71
> 30 cm; w 5% or more elastome		18,133	14,503	-20.0	13,979	10,652	-23.8	77	73
Curtain fabrics and raschel lace		6,967	6,422	-7.8	15,826	15,103	-4.6	227	235
Other fabrics		31,168	25,113	-19.4	19,820	16,362	-17.4	64	65
Carpets		56,867	56,117	-1.3	151,623	157,076	3.6	267	280
Knotted carpets		445	503	12.9	10,014	9,759	-2.6	2,250	1,942
Woven carpets		5,116	5,988	17.0	45,212	45,928	1.6	884	767
Tufted carpets		8,710	9,946	14.2	66,735	68,808	3.1	766	692
Carpets of felt		42,143	36,769	-12.8	8,338	8,899	6.7	20	23
Technical textiles (excl. Woven fabrics)*		455,558	471,679	3.5	1,080,594	1,072,440	-0.8	237	227
Wadding, felt, nonwovens, rubber thread, twine, cordage, etc.		77,228	90,611	17.3	227,565	224,763	-1.2	295	248
o.w. felt		4,049	4,539	12.1	16,494	18,004	9.2	407	397
o.w. nonwovens		39,469	43,278	9.7	136,980	131,968	-3.7	347	305
o.w. special yarn		12,827	14,035	9.4	13,242	12,620	-4.7	103	90
o.w. twine, rope		6,571	4,752	-27.7	11,932	12,400	3.9	182	261
o.w. nets		694	978	40.8	11,674	10,481	-10.2	1,682	1,072
Impregnated, coated, etc., textile fabrics		142,257	143,270	0.7	129,246	128,966	-0.2	91	90
o.w. tyre cord fabric		3	30	817.1	28	157	468.0	835	517
o.w. fabrics impregnated, coated etc.		44,532	44,064	-1.1	35,271	37,147	5.3	79	84
o.w. textile products, articles for technical uses		82,176	86,777	5.6	60,483	56,814	-6.1	74	65
Other made up textile articles		235,354	237,580	0.9	722,722	717,631	-0.7	307	302
o.w. sacks and bags		2,136	1,693	-20.7	18,388	16,728	-9.0	861	988

SWITZERLAND



EU-27 (External Trade) Textile and Clothing Trade

Country : Switzerland		IMPORTS			EXPORTS			COVERAGE E/I	
Unit : 1000 €		2022	2023	Evol. %	2022	2023	Evol. %	2022	2023
o.w. tarpaulins, sunblinds & alike		10,388	8,330	-19.8	133,893	129,562	-3.2	1,289	1,555
o.w. other : floorcloths, dishcloths etc		21,980	24,861	13.1	158,474	164,787	4.0	721	663
o.w. medical textiles*		124,314	139,307	12.1	192,738	184,170	-4.4	155	132
o.w. glass fibers and articles thereof*		49,926	40,344	-19.2	104,143	100,702	-3.3	209	250
o.w. sanitary towels, tampons and napkins*		1,012	19	-98.1	5,012	5,024	0.2	495	25,963
o.w. other textiles (outside CH 50-63)*		26,317	23,244	-11.7	111,135	117,739	5.9	422	507
Worn clothing and other worn articles		31,374	26,983	-14.0	6,903	7,796	12.9	22	29
Home textiles		31,311	40,519	29.4	284,735	284,454	-0.1	909	702
Bedlinen, table, toilet and kitchen linen		25,459	31,423	23.4	180,444	180,473	0.0	709	574
o.w. Bedlinen, woven		21,567	27,301	26.6	95,784	96,784	1.0	444	355
o.w. toilet linen		2,474	2,403	-2.9	46,909	44,239	-5.7	1,896	1,841
o.w. table linen, woven		353	401	13.7	15,471	14,845	-4.0	4,384	3,700
Curtains		3,495	3,570	2.1	63,377	65,700	3.7	1,813	1,840
Other furnishing articles		643	3,842	497.8	19,571	18,499	-5.5	3,045	482
Workwear		2,260	3,298	45.9	86,404	92,120	6.6	3,823	2,793
Men's ensembles		4	24	517.4	1,474	1,240	-15.9	38,343	5,223
Men's jackets		163	240	46.6	8,618	10,008	16.1	5,271	4,177
Men's trousers		412	612	48.7	41,343	42,613	3.1	10,038	6,959
Men's overalls		57	162	184.9	3,001	3,638	21.2	5,277	2,245
Other men's workwear		869	1,270	46.1	20,204	21,399	5.9	2,324	1,684
Women's ensembles		0	29	6681.2	196	224	14.5	45,473	768
Women's jackets		57	87	53.5	1,558	1,969	26.4	2,753	2,265
Women's trousers		344	506	47.0	2,994	3,426	14.4	870	677
Women's overalls		4	5	37.6	145	99	-31.9	3,739	1,851
Other women's workwear		350	363	3.7	6,873	7,506	9.2	1,965	2,069
Men's Clothing (incl. workwear)		215,893	284,258	31.7	1,724,506	1,648,782	-4.4	799	580
Overcoats		46,657	57,442	23.1	333,736	292,445	-12.4	715	509
o.w. woven		42,333	52,508	24.0	300,167	261,130	-13.0	709	497
Suits		13,970	25,206	80.4	61,315	76,953	25.5	439	305
o.w. woven		13,800	25,022	81.3	59,419	75,697	27.4	431	303
Ensembles		349	680	94.9	5,275	5,446	3.2	1,512	801
o.w. woven		312	602	93.0	4,092	3,838	-6.2	1,311	637
Jackets and blazers		43,477	49,170	13.1	163,069	149,256	-8.5	375	304
o.w. woven		40,745	45,793	12.4	148,908	135,096	-9.3	365	295
Trousers		57,239	86,213	50.6	780,210	735,727	-5.7	1,363	853
o.w. woven		43,327	74,532	72.0	712,042	684,301	-3.9	1,643	918
Shirts		29,838	44,956	50.7	259,158	264,188	1.9	869	588
o.w. woven		23,527	34,919	48.4	169,496	170,483	0.6	720	488
Underpants, briefs, etc.		17,442	14,728	-15.6	58,177	59,293	1.9	334	403
o.w. knitted		15,581	13,338	-14.4	50,650	51,818	2.3	325	389
Swimwear		2,861	2,114	-26.1	12,321	10,089	-18.1	431	477
Tracksuits		2,653	2,043	-23.0	19,946	15,561	-22.0	752	762
Women's Clothing (incl. workwear)		267,467	416,521	55.7	2,809,480	2,667,245	-5.1	1,050	640
Overcoats		45,904	76,976	67.7	605,754	564,832	-6.8	1,320	734
o.w. woven		40,084	69,894	74.4	501,667	467,122	-6.9	1,252	668
Suits		339	537	58.6	3,102	3,363	8.4	916	626
o.w. woven		258	465	80.1	2,398	2,762	15.2	929	594
Ensembles		513	577	12.6	13,786	9,879	-28.3	2,689	1,712
o.w. woven		431	428	-0.7	6,932	6,241	-10.0	1,608	1,457
Jackets		28,700	40,685	41.8	199,637	188,807	-5.4	696	464
o.w. woven		27,893	36,472	30.8	174,136	157,641	-9.5	624	432
Skirts and dresses		72,719	122,452	68.4	732,464	693,905	-5.3	1,007	567
o.w. woven		49,289	80,318	63.0	480,981	470,643	-2.1	976	586
Trousers		65,782	103,918	58.0	708,255	665,165	-6.1	1,077	640
o.w. woven		46,951	79,432	69.2	437,827	419,378	-4.2	933	528
Blouses		19,128	30,342	58.6	262,855	249,473	-5.1	1,374	822
o.w. woven		16,745	26,372	57.5	217,791	208,593	-4.2	1,301	791
Slips, petticoats, etc.		25,706	24,291	-5.5	97,772	97,763	0.0	380	402
o.w. knitted		23,536	22,550	-4.2	81,742	83,832	2.6	347	372
Swimwear		4,583	7,653	67.0	85,644	85,226	-0.5	1,869	1,114
Tracksuits		2,328	5,824	150.1	61,122	61,082	-0.1	2,625	1,049
Others (knitted and woven)		367,929	403,695	9.7	2,534,630	2,197,998	-13.3	689	544
Babies' garments		6,997	6,455	-7.7	73,172	56,023	-23.4	1,046	868
o.w. knitted or crocheted		5,143	4,872	-5.3	54,961	42,291	-23.1	1,069	868
T-shirts		72,519	84,662	16.7	590,992	556,940	-5.8	815	658
Jerseys, pullovers, cardigans		170,369	188,861	10.9	996,380	838,339	-15.9	585	444
Special garments		8,586	12,550	46.2	150,408	146,249	-2.8	1,752	1,165
o.w. woven		8,130	11,834	45.6	136,696	134,259	-1.8	1,681	1,135
Other garments, knitted or crocheted		22,348	25,300	13.2	148,746	137,341	-7.7	666	543
Gloves		1,005	1,118	11.2	31,226	28,542	-8.6	3,106	2,554
Ties, bow ties, and cravats		3,957	4,025	1.7	27,643	27,079	-2.0	699	673
Shawls, scarves, mufflers, mantillas, etc		31,085	28,000	-9.9	143,690	96,141	-33.1	462	343
Pantyhose, tights, stockings, socks, etc		22,462	24,428	8.8	128,461	120,939	-5.9	572	495
Brassières, girdles, corsets, etc.		8,422	13,333	58.3	124,646	117,152	-6.0	1,480	879
Other accessories		19,988	14,633	-26.8	108,103	67,331	-37.7	541	460
Total Textiles (CH 50-60 + 63 + others*)		891,793	883,404	-0.9	1,977,291	1,939,011	-1.9	222	219
Total Textile - (CH 50-60 + 63)		690,224	680,490	-1.4	1,564,262	1,531,376	-2.1	227	225
Total Clothing - (CH 61+62)		853,154	1,108,659	29.9	7,069,059	6,514,475	-7.8	829	588
Total (CH 50-63)		1,543,379	1,789,149	15.9	8,633,321	8,045,851	-6.8	559	450

* including technical textiles from HS chapters 30, 39, 40, 48, 68, 69, 70 and 96

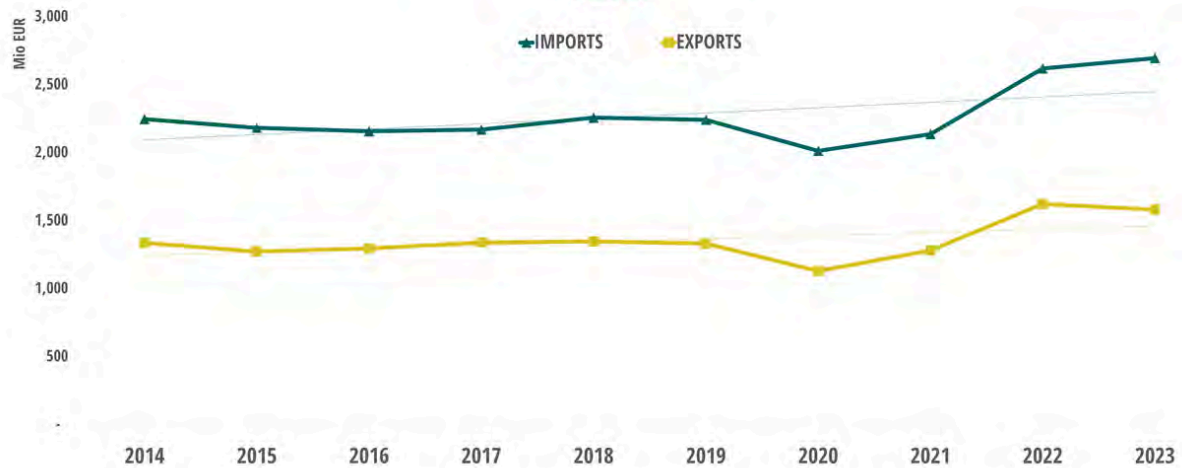
TUNISIA



EU-27 yearly evolution of T&C trade

Tunisia	IMPORTS			EXPORTS			TRADE BALANCE		
Unit : €	TEXTILE	CLOTHING	TOTAL	TEXTILE	CLOTHING	TOTAL	TEXTILE	CLOTHING	TOTAL
Year									
2014	252,181,913	1,994,221,707	2,246,403,620	1,115,841,337	219,574,238	1,335,415,575	863,659,424	-1,774,647,467	-910,988,043
2015	271,627,414	1,910,586,100	2,182,213,514	1,054,733,208	217,586,552	1,272,319,760	783,105,793	-1,692,999,548	-909,893,755
2016	270,806,108	1,885,912,779	2,156,718,887	1,079,179,640	216,118,282	1,295,297,922	808,373,535	-1,669,794,497	-861,420,962
2017	250,607,684	1,918,270,720	2,168,878,404	1,142,222,149	197,010,107	1,339,232,256	891,614,466	-1,721,260,613	-829,646,147
2018	258,706,423	1,998,123,694	2,256,830,117	1,158,826,091	187,221,507	1,346,047,598	900,119,671	-1,810,902,186	-910,782,515
2019	274,100,139	1,966,917,001	2,241,017,140	1,147,873,056	182,987,477	1,330,860,533	873,772,916	-1,783,929,524	-910,156,608
2020	340,085,372	1,672,402,279	2,012,487,651	979,391,892	149,540,068	1,128,931,960	639,306,520	-1,522,862,211	-883,555,691
2021	303,551,857	1,831,646,469	2,135,198,326	1,115,981,580	164,257,853	1,280,239,433	812,429,723	-1,667,388,616	-854,958,893
2022	338,054,314	2,280,282,683	2,618,336,997	1,426,681,777	195,360,200	1,622,041,977	1,088,627,463	-2,084,922,483	-996,295,020
2023	335,349,407	2,359,819,274	2,695,168,681	1,415,499,366	165,131,521	1,580,630,887	1,080,149,961	-2,194,687,753	-1,114,537,792

EXTRA EU-27 Evolution of T&C trade Tunisia



TUNISIA



EU-27 (External Trade) Textile and Clothing Trade

Country : Tunisia		IMPORTS			EXPORTS			COVERAGE E/I	
Unit : 1000 €		2022	2023	Evol. %	2022	2023	Evol. %	2022	2023
Natural fibres		979	1,139	16.4	31,537	22,762	-27.8	3,223	1,998
Silk			26		2,061	2,239	8.6		8,739
o.w. raw silk			26		1,992	2,090	4.9		8,156
Wool, fine or coarse animal hair		624	414	-33.7	449	277	-38.2	72	67
o.w. wool, not carded or combed		592	317	-46.5	208	31	-85.1	35	10
o.w. wool and fine or coarse animal hair		0	97	10236470.3	168	85	-49.7	17,804,233	87
Cotton		122	234	91.8	6,992	1,357	-80.6	5,744	581
Other vegetable fibres		233	466	100.3	22,036	18,888	-14.3	9,466	4,050
o.w. flax		233	466	100.4	21,239	18,057	-15.0	9,126	3,872
Man-made fibres		266	210	-21.4	4,083	2,845	-30.3	1,532	1,358
Synthetic staple & tow		233	29	-87.5	1,911	1,593	-16.7	819	5,485
Artificial staple & tow		16			338	146	-56.7	2,107	
Yarns and Threads		43,455	39,639	-8.8	98,568	87,516	-11.2	227	221
Silk		2,372	3,821	61.1	824	693	-15.9	35	18
Wool		116	121	4.4	15,981	16,432	2.8	13,736	13,535
o.w. carded wool, n.p.r.s.		77	67	-13.3	3,243	4,011	23.7	4,224	6,028
o.w. combed wool, n.p.r.s.		24	42	71.2	7,527	6,331	-15.9	30,803	15,136
Cotton		143	193	34.3	16,847	13,165	-21.9	11,750	6,836
o.w. cotton yarn, n.p.r.s.		138	158	14.5	15,993	12,482	-22.0	11,586	7,896
o.w. cotton yarn, p.r.s.		5	34	544.5	854	683	-20.0	15,957	1,980
Other - Vegetable yarns		27,771	22,335	-19.6	393	111	-71.8	1	-
Man-made filaments yarns		1,049	789	-24.8	38,430	33,836	-12.0	3,663	4,289
o.w. sewing thread		90	81	-10.2	20,013	18,777	-6.2	22,233	23,231
o.w. synthetic filament yarn		854	576	-32.6	16,686	13,622	-18.4	1,953	2,367
o.w. artificial filament yarn		38	70	86.6	134	138	3.4	356	197
o.w. synthetic monofilament		0			839	896	6.8	395,780	
Man made spun yarns		12,004	12,380	3.1	26,093	23,279	-10.8	217	188
o.w. man made spun yarns, n.p.r.s.		11,927	12,367	3.7	12,985	13,574	4.5	109	110
o.w. man made spun yarns, p.r.s.		77	13	-82.8	13,108	9,705	-26.0	17,016	73,041
Woven fabrics		35,822	33,508	-6.5	725,755	711,133	-2.0	2,026	2,122
Silk		31	329	957.7	17,884	22,214	24.2	57,538	6,757
Wool		52	94	79.6	17,094	19,870	16.2	32,636	21,122
o.w. carded wool		24	13	-46.3	6,954	7,673	10.3	28,433	58,385
o.w. combed wool		28	81	189.6	10,091	12,145	20.3	36,143	15,018
Cotton		9,710	6,864	-29.3	241,141	220,048	-8.7	2,483	3,206
o.w. cotton, unbleached		1,046	575	-45.0	6,824	5,695	-16.5	653	991
o.w. cotton, dyed		3,789	2,606	-31.2	57,936	55,193	-4.7	1,529	2,118
o.w. denim fabric		777	589	-24.2	41,779	29,932	-28.4	5,374	5,079
Other fabrics		5,043	5,100	1.1	14,111	15,072	6.8	280	296
o.w. flax		5,031	5,099	1.4	12,939	13,899	7.4	257	273
Synthetic and artificial filament yarn		8,171	9,405	15.1	133,061	123,237	-7.4	1,628	1,310
o.w. synthetic filament yarn		8,140	9,367	15.1	119,682	109,367	-8.6	1,470	1,168
o.w. artificial filament yarn		31	38	24.3	13,380	13,870	3.7	43,360	36,170
Synthetic and artificial staple fibres		2,771	3,115	12.4	202,636	208,049	2.7	7,313	6,679
o.w. containing > 85% of synthetic		320	283	-11.5	30,426	29,490	-3.1	9,518	10,428
o.w. containing < 85% of synthetic		621	434	-30.2	11,899	12,423	4.4	1,917	2,865
o.w. containing < 85% synthetic mixed natural fibres		660	681	3.3	81,790	77,391	-5.4	12,400	11,358
o.w. other synthetics		876	783	-10.6	36,009	48,111	33.6	4,111	6,141
o.w. artificial staple fibres		295	934	216.8	42,511	40,634	-4.4	14,421	4,351
Special woven fabrics		9,950	8,553	-14.0	99,789	102,627	2.8	1,003	1,200
o.w. pile fabrics		835	370	-55.7	16,158	16,079	-0.5	1,934	4,341
o.w. narrow woven fabrics		3,557	3,207	-9.8	33,566	36,131	7.6	944	1,127
o.w. labels, badges		213	307	44.0	21,365	25,744	20.5	10,009	8,377
o.w. embroidery		528	284	-46.2	13,627	10,432	-23.4	2,579	3,669
o.w. handwoven tapestries & quilted products		351	274	-21.8	2,711	2,831	4.4	774	1,033
Knitted fabrics		2,797	2,472	-11.6	273,604	276,380	1.0	9,783	11,181
Pile fabrics		110	56	-49.1	15,371	17,179	11.8	14,035	30,816
> 30 cm; w 5% or more elastome		11	7	-41.4	2,507	1,916	-23.6	21,811	28,464
> 30 cm; w 5% or more elastome		498	591	18.8	96,108	88,038	-8.4	19,314	14,888
Curtain fabrics and raschel lace		649	145	-77.6	20,793	23,977	15.3	3,202	16,483
Other fabrics		1,529	1,673	9.4	138,824	145,270	4.6	9,081	8,685
Carpets		199	160	-19.3	2,909	2,157	-25.8	1,463	1,345
Knotted carpets		80	65	-18.5	20	33	66.4	25	51
Woven carpets		76	45	-40.9	132	68	-48.5	173	151
Tufted carpets		7	7	3.3	2,232	1,628	-27.1	31,519	22,264
Carpets of felt		6	15	156.0	383	299	-21.8	6,457	1,973
Technical textiles (excl. Woven fabrics)*		186,675	201,211	7.8	271,996	295,412	8.6	146	147
Wadding, felt, nonwovens, rubber thread, twine, cordage, etc.		13,310	13,318	0.1	51,844	54,203	4.5	390	407
o.w. felt		2	33	1386.7	3,583	3,270	-8.7	163,299	10,024
o.w. nonwovens		272	187	-31.5	33,688	35,829	6.4	12,378	19,208
o.w. special yarn		13	20	51.4	1,857	1,526	-17.8	14,362	7,794
o.w. twine, rope		3,996	3,860	-3.4	3,180	2,841	-10.7	80	74
o.w. nets		6,884	7,131	3.6	4,827	4,939	2.3	70	69
Impregnated, coated, etc., textile fabrics		3,102	3,859	24.4	159,450	174,269	9.3	5,140	4,515
o.w. tyre cord fabric					824	1,099	33.3		
o.w. fabrics impregnated, coated etc.		774	491	-36.6	130,407	143,371	9.9	16,842	29,195
o.w. textile products, articles for technical uses		1,991	2,995	50.4	6,875	7,051	2.6	345	235
Other made up textile articles		168,654	182,921	8.5	60,695	66,930	10.3	36	37
o.w. sacks and bags		6,391	9,310	45.7	1,698	1,800	6.0	27	19

TUNISIA



EU-27 (External Trade) Textile and Clothing Trade

Country : Tunisia		IMPORTS			EXPORTS			COVERAGE E/I	
Unit : 1000 €		2022	2023	Evol. %	2022	2023	Evol. %	2022	2023
o.w. tarpaulins, sunblinds & alike		19,615	20,288	3.4	1,213	1,364	12.5	6	7
o.w. other : floorcloths, dishcloths etc		94,934	103,623	9.2	25,640	31,239	21.8	27	30
o.w. medical textiles*		13,153	14,505	10.3	5,106	6,501	27.3	39	45
o.w. glass fibers and articles thereof*		22,638	25,431	12.3	19,020	18,706	-1.7	84	74
o.w. sanitary towels, tampons and napkins*		1,029	1,025	-0.4	8	69	771.3	1	7
o.w. other textiles (outside CH 50-63)*		12,503	9,851	-21.2	8,016	7,261	-9.4	64	74
Worn clothing and other worn articles		4,806	4,764	-0.9	46,266	45,097	-2.5	963	947
Home textiles		112,371	103,030	-8.3	1,777	2,106	18.6	2	2
Bedlinen, table, toilet and kitchen linen		47,037	47,866	1.8	969	1,138	17.4	2	2
o.w. Bedlinen, woven		30,798	29,735	-3.5	422	582	38.0	1	2
o.w. toilet linen		4,485	6,707	49.5	460	475	3.5	10	7
o.w. table linen, woven		10,040	7,516	-25.1	69	36	-47.7	1	-
Curtains		30,240	30,026	-0.7	418	533	27.4	1	2
Other furnishing articles		34,657	24,907	-28.1	93	254	173.2	-	1
Workwear		286,620	327,871	14.4	2,183	2,798	28.1	1	1
Men's ensembles		17,070	19,059	11.6	52	284	444.0	-	1
Men's jackets		34,251	46,993	37.2	228	382	67.3	1	1
Men's trousers		93,056	106,958	14.9	567	566	-0.3	1	1
Men's overalls		6,341	7,579	19.5	52	58	11.5	1	1
Other men's workwear		89,794	99,772	11.1	1,133	1,363	20.3	1	1
Women's ensembles		113	166	46.9	3	3	-	2	2
Women's jackets		2,994	4,871	62.7	97	14	-85.2	3	-
Women's trousers		6,277	6,277	0.0	1	18	2495.5	-	-
Women's overalls		124	213	71.7	0	5	6739.0	-	2
Other women's workwear		36,600	35,984	-1.7	53	106	99.6	-	-
Men's Clothing (incl. workwear)		1,001,871	1,047,741	4.6	20,287	18,349	-9.6	2	2
Overcoats		59,814	72,958	22.0	2,077	1,011	-51.3	3	1
o.w. woven		57,094	69,241	21.3	1,754	951	-45.8	3	1
Suits		6,071	8,802	45.0	288	102	-64.6	5	1
o.w. woven		5,743	8,587	49.5	288	92	-68.1	5	1
Ensembles		19,368	21,796	12.5	1,868	535	-71.3	10	2
o.w. woven		18,494	21,049	13.8	1,471	379	-74.2	8	2
Jackets and blazers		54,316	72,143	32.8	891	863	-3.2	2	1
o.w. woven		50,395	68,205	35.3	658	625	-5.1	1	1
Trousers		616,693	622,302	0.9	6,540	5,310	-18.8	1	1
o.w. woven		584,892	593,423	1.5	5,477	4,810	-12.2	1	1
Shirts		78,018	84,813	8.7	5,934	7,749	30.6	8	9
o.w. woven		54,490	58,936	8.2	5,052	7,161	41.7	9	12
Underpants, briefs, etc.		25,470	16,884	-33.7	732	1,115	52.4	3	7
o.w. knitted		16,274	13,636	-16.2	649	1,067	64.3	4	8
Swimwear		19,425	19,047	-1.9	466	171	-63.3	2	1
Tracksuits		11,573	13,249	14.5	340	118	-65.2	3	1
Women's Clothing (incl. workwear)		744,841	759,323	1.9	40,960	31,647	-22.7	5	4
Overcoats		26,205	34,834	32.9	1,993	1,243	-37.6	8	4
o.w. woven		19,445	25,895	33.2	1,437	1,033	-28.1	7	4
Suits		1,679	1,277	-23.9	7	17	151.8	-	1
o.w. woven		1,586	1,235	-22.1	2	8	213.4	-	1
Ensembles		3,588	4,676	30.3	681	531	-22.0	19	11
o.w. woven		3,144	4,333	37.8	100	261	162.2	3	6
Jackets		26,835	61,601	129.6	1,231	1,170	-4.9	5	2
o.w. woven		23,596	53,965	128.7	992	483	-51.3	4	1
Skirts and dresses		139,866	122,037	-12.7	5,274	3,614	-31.5	4	3
o.w. woven		123,216	103,305	-16.2	3,653	2,606	-28.7	3	3
Trousers		295,572	281,550	-4.7	8,422	4,974	-40.9	3	2
o.w. woven		257,471	239,522	-7.0	6,507	3,568	-45.2	3	1
Blouses		63,463	68,714	8.3	3,802	3,748	-1.4	6	5
o.w. woven		55,796	61,471	10.2	2,546	3,060	20.2	5	5
Slips, petticoats, etc.		56,418	48,621	-13.8	10,681	10,029	-6.1	19	21
o.w. knitted		50,209	43,914	-12.5	10,501	9,822	-6.5	21	22
Swimwear		77,395	82,708	6.9	8,019	5,677	-29.2	10	7
Tracksuits		11,709	11,887	1.5	629	478	-23.9	5	4
Others (knitted and woven)		533,524	552,771	3.6	134,101	115,031	-14.2	25	21
Babies' garments		25,707	22,973	-10.6	1,822	1,268	-30.4	7	6
o.w. knitted or crocheted		17,941	13,849	-22.8	1,412	1,018	-27.9	8	7
T-shirts		152,303	149,479	-1.9	10,112	7,139	-29.4	7	5
Jerseys, pullovers, cardigans		156,913	188,524	20.1	17,547	13,831	-21.2	11	7
Special garments		41,466	35,731	-13.8	1,539	1,694	10.1	4	5
o.w. woven		34,726	32,551	-6.3	1,289	1,163	-9.7	4	4
Other garments, knitted or crocheted		16,051	15,249	-5.0	3,195	1,671	-47.7	20	11
Gloves		2,501	4,208	68.2	456	674	47.9	18	16
Ties, bow ties, and cravats		738	826	12.0	1,455	1,673	15.0	197	203
Shawls, scarves, mufflers, mantillas, etc		31,460	30,960	-1.6	829	1,082	30.5	3	3
Pantyhose, tights, stockings, socks, etc		17,183	19,217	11.8	14,219	14,125	-0.7	83	74
Brassières, girdles, corsets, etc.		81,267	76,499	-5.9	17,605	15,654	-11.1	22	20
Other accessories		6,873	7,672	11.6	66,270	57,805	-12.8	964	753
Total Textiles (CH 50-60 + 63 + others*)		387,378	386,143	-0.3	1,458,832	1,447,755	-0.8	377	375
Total Textile - (CH 50-60 + 63)		338,054	335,330	-0.8	1,426,682	1,415,218	-0.8	422	422
Total Clothing - (CH 61+62)		2,280,283	2,359,910	3.5	195,360	165,030	-15.5	9	7
Total (CH 50-63)		2,618,337	2,695,240	2.9	1,622,042	1,580,249	-2.6	62	59

* including technical textiles from HS chapters 30, 39, 40, 48, 68, 69, 70 and 96

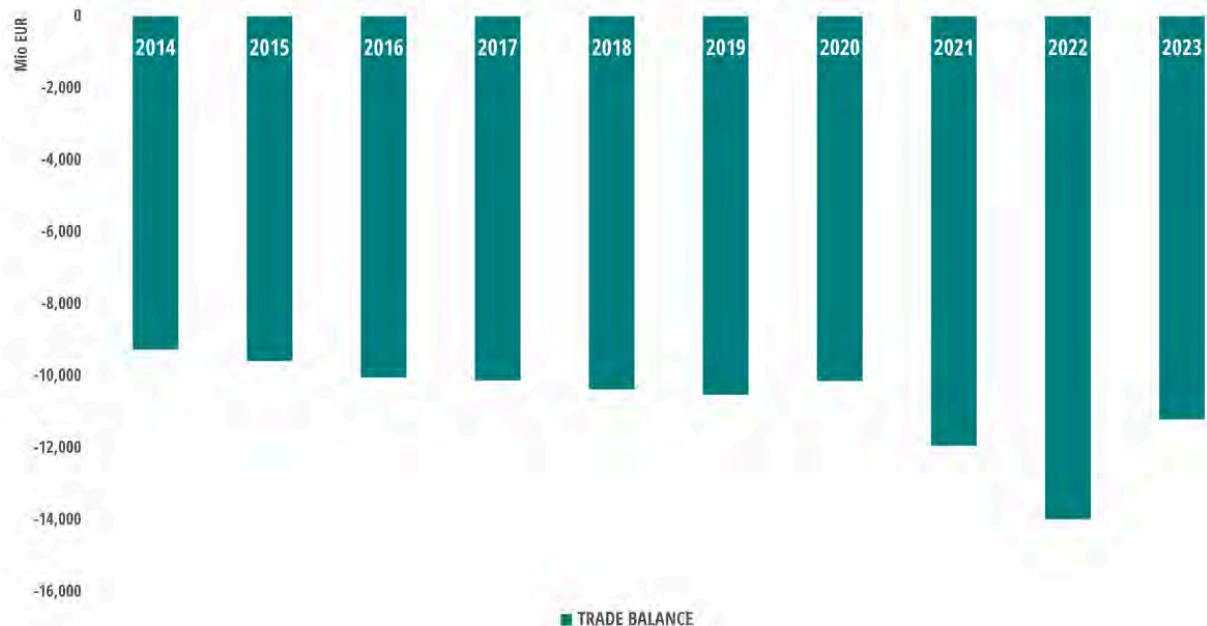
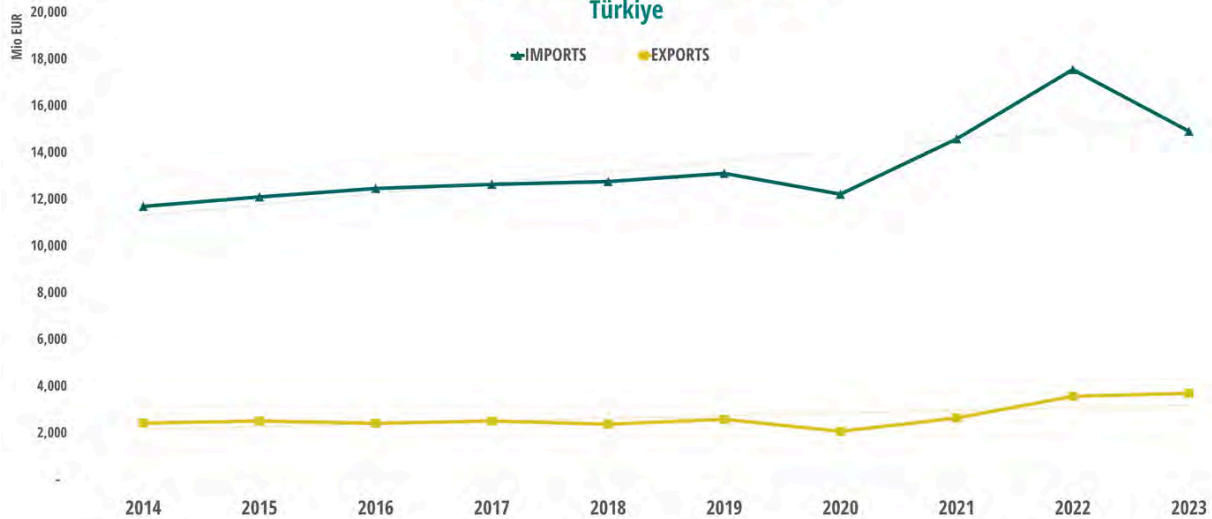
TURKEY



EU-27 yearly evolution of T&C trade

Türkiye	IMPORTS			EXPORTS			TRADE BALANCE		
Unit : €	TEXTILE	CLOTHING	TOTAL	TEXTILE	CLOTHING	TOTAL	TEXTILE	CLOTHING	TOTAL
Year									
2014	4,095,522,680	7,602,239,970	11,697,762,650	1,631,510,338	794,465,661	2,425,975,999	-2,464,012,342	-6,807,774,309	-9,271,786,651
2015	4,318,123,905	7,787,100,860	12,105,224,765	1,700,962,733	813,485,455	2,514,448,188	-2,617,161,172	-6,973,615,405	-9,590,776,577
2016	4,468,864,898	7,998,007,339	12,466,872,237	1,620,074,652	797,066,886	2,417,141,538	-2,848,790,246	-7,200,940,454	-10,049,730,700
2017	4,468,703,554	8,176,744,360	12,645,447,914	1,717,866,766	795,437,931	2,513,304,697	-2,750,836,789	-7,381,306,429	-10,132,143,218
2018	4,358,004,233	8,403,708,875	12,761,713,108	1,645,081,928	734,971,522	2,380,053,450	-2,712,922,305	-7,668,737,353	-10,381,659,658
2019	4,307,190,026	8,806,663,499	13,113,853,525	1,851,139,166	737,765,654	2,588,904,820	-2,456,050,862	-8,068,897,845	-10,524,948,707
2020	4,188,502,721	8,032,896,529	12,221,399,250	1,545,219,371	532,259,352	2,077,478,723	-2,643,283,350	-7,500,637,177	-10,143,920,527
2021	5,374,882,114	9,216,999,779	14,591,881,893	1,978,201,565	668,666,705	2,646,868,270	-3,396,680,549	-8,548,333,074	-11,945,013,623
2022	6,115,509,474	11,444,021,166	17,559,530,640	2,322,553,919	1,253,485,610	3,576,039,529	-3,792,955,554	-10,190,535,556	-13,983,491,110
2023	4,936,538,995	9,974,399,650	14,910,938,645	2,067,067,575	1,629,637,221	3,696,704,796	-2,869,471,422	-8,344,762,430	-11,214,233,852

EXTRA EU-27 Evolution of T&C trade Türkiye



TÜRKİYE



EU-27 (External Trade) Textile and Clothing Trade

Country : Türkiye	IMPORTS			EXPORTS			COVERAGE E/I	
	2022	2023	Evol. %	2022	2023	Evol. %	2022	2023
Unit : 1000 €								
Natural fibers	159,080	151,487	-4.8	375,580	210,960	-43.8	236	139
Silk	1	4	351.3	250	346	38.7	27,468	8,441
o.w. raw silk	0	2	547.4		0			3
Wool, fine or coarse animal hair	4,253	4,945	16.3	24,754	23,828	-3.7	582	482
o.w. wool, not carded or combed	4,112	4,166	1.3	1,774	1,411	-20.5	43	34
o.w. wool and fine or coarse animal hair	39	762	1837.1	20,575	20,619	0.2	52,300	2,706
Cotton	154,723	146,306	-5.4	333,532	172,585	-48.3	216	118
Other vegetable fibres	102	232	126.6	17,043	14,201	-16.7	16,653	6,125
o.w. flax	71	93	32.4	16,100	13,721	-14.8	22,823	14,689
Man-made fibres	303,147	200,738	-33.8	178,095	176,905	-0.7	59	88
Synthetic staple & tow	286,018	184,729	-35.4	76,237	63,814	-16.3	27	35
Artificial staple & tow	1,218	3,002	146.5	81,192	97,866	20.5	6,668	3,261
Yarns and Threads	1,209,788	914,471	-24.4	281,986	268,268	-4.9	23	29
Silk	10	95	828.0	2,087	2,049	-1.8	20,317	2,149
Wool	21,032	21,606	2.7	58,098	47,115	-18.9	276	218
o.w. carded wool, n.p.r.s.	1,299	1,513	16.5	15,670	13,558	-13.5	1,207	896
o.w. combed wool, n.p.r.s.	2,383	4,719	98.0	38,613	30,085	-22.1	1,620	638
Cotton	482,230	305,472	-36.7	18,490	14,550	-21.3	4	5
o.w. cotton yarn, n.p.r.s.	468,341	293,227	-37.4	16,656	12,848	-22.9	4	4
o.w. cotton yarn, p.r.s.	13,889	12,245	-11.8	1,834	1,701	-7.3	13	14
Other - Vegetable yarns	1,959	2,136	9.1	7,319	4,832	-34.0	374	226
Man-made filaments yarns	377,213	347,905	-7.8	158,897	166,681	4.9	42	48
o.w. sewing thread	13,100	15,665	19.6	9,033	8,027	-11.1	69	51
o.w. synthetic filament yarn	348,611	317,411	-8.9	121,692	128,262	5.4	35	40
o.w. artificial filament yarn	838	550	-34.4	8,063	13,423	66.5	962	2,441
o.w. synthetic monofilament	12,436	10,388	-16.5	20,032	16,854	-15.9	161	162
Man made spun yarns	327,343	237,256	-27.5	37,096	33,042	-10.9	11	14
o.w. man made spun yarns, n.p.r.s.	276,838	174,132	-37.1	34,917	31,113	-10.9	13	18
o.w. man made spun yarns, p.r.s.	50,506	63,124	25.0	2,178	1,929	-11.5	4	3
Woven fabrics	1,117,671	955,848	-14.5	627,763	551,534	-12.1	56	58
Silk	657	564	-14.1	2,132	2,234	4.8	325	396
Wool	11,453	16,562	44.6	124,704	145,507	16.7	1,089	879
o.w. carded wool	891	817	-8.3	30,180	29,322	-2.8	3,389	3,589
o.w. combed wool	10,472	15,648	49.4	94,374	116,076	23.0	901	742
Cotton	376,519	291,248	-22.6	112,753	85,537	-24.1	30	29
o.w. cotton, unbleached	114,783	69,236	-39.7	3,181	1,737	-45.4	3	3
o.w. cotton, dyed	63,134	63,135	0.0	20,647	16,870	-18.3	33	27
o.w. denim fabric	45,378	33,352	-26.5	21,316	12,947	-39.3	47	39
Other fabrics	28,079	27,328	-2.7	14,093	18,791	33.3	50	69
o.w. flax	27,528	26,582	-3.4	13,524	18,325	35.5	49	69
Synthetic and artificial filament yarn	333,834	308,631	-7.5	220,490	136,611	-38.0	66	44
o.w. synthetic filament yarn	298,579	280,673	-6.0	190,510	107,962	-43.3	64	38
o.w. artificial filament yarn	35,255	27,957	-20.7	29,980	28,650	-4.4	85	102
Synthetic and artificials staple fibres	223,503	189,125	-15.4	88,822	95,480	7.5	40	50
o.w. containing > 85% of synthetic	17,881	16,969	-4.0	19,439	34,720	78.6	110	205
o.w. containing < 85% of synthetic	2,819	3,103	10.1	4,929	3,723	-24.5	175	120
o.w. containing < 85% synthetic mixed natural fibres	11,024	5,119	-53.6	2,681	3,142	17.2	24	61
o.w. other synthetics	112,346	107,575	-4.2	36,438	31,073	-14.7	32	29
o.w. artificial staple fibres	79,634	56,360	-29.2	25,336	22,823	-9.9	32	40
Special woven fabrics	140,123	119,815	-14.5	64,545	67,372	4.4	46	56
o.w. pile fabrics	59,483	48,306	-18.8	14,392	17,845	24.0	24	37
o.w. narrow woven fabrics	27,233	22,075	-18.9	31,541	31,677	0.4	116	143
o.w. labels, badges	10,952	10,333	-5.7	10,604	9,460	-10.8	97	92
o.w. embroidery	19,192	19,374	1.0	1,409	1,590	12.9	7	8
o.w. handwoven tapestries & quilted products	2,818	2,025	-28.1	2,386	2,479	3.9	85	122
Knitted fabrics	680,177	563,290	-17.2	133,330	110,156	-17.4	20	20
Pile fabrics	17,067	15,337	-10.1	23,325	20,085	-13.9	137	131
< 30 cm; w 5% or more elastome	4,609	2,799	-39.3	550	510	-7.3	12	18
> 30 cm; w 5% or more elastome	203,505	159,767	-21.5	31,978	23,515	-26.5	16	15
Curtain fabrics and raschel lace	39,063	28,704	-26.5	14,044	10,414	-25.8	36	36
Other fabrics	415,933	356,685	-14.2	63,433	55,632	-12.3	15	16
Carpets	459,163	422,528	-8.0	36,449	37,404	2.6	8	9
Knotted carpets	7,272	7,082	-2.6	2,208	1,058	-52.1	30	15
Woven carpets	377,699	339,948	-10.0	4,154	6,013	44.8	1	2
Tufted carpets	59,476	59,071	-0.7	23,971	23,013	-4.0	40	39
Carpets of felt	328	506	54.3	2,441	3,780	54.8	744	747
Technical textiles (excl. Woven fabrics)*	1,406,691	1,043,188	-25.8	680,850	756,879	11.2	48	73
Wadding, felt, nonwovens, rubber thread, twine, cordage, etc.	458,652	407,219	-11.2	227,692	240,074	5.4	50	59
o.w. felt	29,922	33,419	11.7	10,198	11,899	16.7	34	36
o.w. nonwovens	320,696	257,792	-19.6	138,587	149,653	8.0	43	58
o.w. special yarn	34,081	31,754	-6.8	13,849	10,990	-20.6	41	35
o.w. twine, rope	16,087	10,573	-34.3	12,287	9,749	-20.7	76	92
o.w. nets	11,371	11,481	1.0	5,226	5,379	2.9	46	47
Impregnated, coated, etc., textile fabrics	158,154	154,176	-2.5	223,102	247,073	10.7	141	160
o.w. tyre cord fabric	82,294	76,335	-7.2	13,490	15,968	18.4	16	21
o.w. fabrics impregnated, coated etc.	57,130	53,891	-5.7	129,828	141,782	9.2	227	263
o.w. textile products, articles for technical uses	14,434	18,338	27.0	59,894	67,455	12.6	415	368
Other made up textile articles	789,157	480,820	-39.1	230,050	269,690	17.2	29	56
o.w. sacks and bags	266,600	193,319	-27.5	1,848	2,632	42.4	1	1

TÜRKİYE



EU-27 (External Trade) Textile and Clothing Trade

Country : Türkiye		IMPORTS			EXPORTS			COVERAGE E/I	
Unit : 1000 €		2022	2023	Evol. %	2022	2023	Evol. %	2022	2023
o.w. tarpaulins, sunblinds & alike		24,195	27,024	11.7	4,594	6,528	42.1	19	24
o.w. other : floorcloths, dishcloths etc		256,214	102,261	-60.1	30,834	32,031	3.9	12	31
o.w. medical textiles*		23,435	24,997	6.7	39,016	41,180	5.5	166	165
o.w. glass fibers and articles thereof*		112,326	80,239	-28.6	105,149	131,957	25.5	94	164
o.w. sanitary towels, tampons and napkins*		807	887	9.9	900	2,577	186.2	111	290
o.w. other textiles (outside CH 50-63)*		106,306	53,065	-50.1	47,714	52,827	10.7	45	100
Worn clothing and other worn articles		9,977	10,170	1.9	39,992	40,406	1.0	401	397
Home textiles		1,011,657	828,097	-18.1	15,488	21,864	41.2	2	3
Bedlinen, table, toilet and kitchen linen		776,082	599,997	-22.7	6,540	9,607	46.9	1	2
o.w. Bedlinen, woven		281,470	202,066	-28.2	3,834	4,538	18.4	1	2
o.w. toilet linen		345,128	276,012	-20.0	1,681	3,554	111.5	-	1
o.w. table linen, woven		16,919	17,073	0.9	631	956	51.6	4	6
Curtains		93,666	80,231	-14.3	4,698	6,137	30.6	5	8
Other furnishing articles		111,489	123,734	11.0	2,877	3,412	18.6	3	3
Workwear		33,408	29,491	-11.7	4,163	4,503	8.2	12	15
Men's ensembles		571	902	58.0	133	150	13.2	23	17
Men's jackets		6,055	1,432	-76.3	475	701	47.6	8	49
Men's trousers		6,785	5,106	-24.8	791	1,107	40.0	12	22
Men's overalls		1,322	692	-47.7	144	136	-5.5	11	20
Other men's workwear		11,600	13,600	17.2	1,190	1,831	53.8	10	13
Women's ensembles		197	143	-27.7	87	64	-26.1	44	45
Women's jackets		1,162	802	-31.0	645	134	-79.3	56	17
Women's trousers		1,630	2,273	39.5	566	191	-66.4	35	8
Women's overalls		114	110	-3.0	4	4	-6.4	3	3
Other women's workwear		3,973	4,431	11.5	127	185	46.2	3	4
Men's Clothing (incl. workwear)		2,567,474	2,343,660	-8.7	332,304	405,313	22.0	13	17
Overcoats		153,795	122,499	-20.3	111,843	133,753	19.6	73	109
o.w. woven		95,965	79,618	-17.0	96,869	116,870	20.6	101	147
Suits		117,854	155,984	32.4	5,874	7,244	23.3	5	5
o.w. woven		114,838	151,536	32.0	5,643	7,029	24.6	5	5
Ensembles		20,724	24,117	16.4	970	1,441	48.7	5	6
o.w. woven		8,098	10,434	28.9	736	569	-22.7	9	5
Jackets and blazers		266,480	270,077	1.4	14,857	19,643	32.2	6	7
o.w. woven		226,423	230,262	1.7	12,824	16,448	28.3	6	7
Trousers		1,257,580	1,057,314	-15.9	113,487	140,314	23.6	9	13
o.w. woven		1,022,579	874,451	-14.5	73,126	104,021	42.2	7	12
Shirts		552,741	536,841	-2.9	42,933	62,383	45.3	8	12
o.w. woven		329,608	314,263	-4.7	23,320	36,848	58.0	7	12
Underpants, briefs, etc.		128,236	100,989	-21.2	29,052	24,383	-16.1	23	24
o.w. knitted		90,103	71,681	-20.4	28,620	23,535	-17.8	32	33
Swimwear		22,843	24,811	8.6	9,774	10,531	7.8	43	42
Tracksuits		29,704	30,544	2.8	1,939	2,765	42.6	7	9
Women's Clothing (incl. workwear)		4,079,821	3,563,930	-12.6	482,248	670,507	39.0	12	19
Overcoats		136,890	175,316	28.1	132,418	167,035	26.1	97	95
o.w. woven		84,427	120,282	42.5	114,186	137,847	20.7	135	115
Suits		6,357	8,365	31.6	2,315	1,341	-42.1	36	16
o.w. woven		2,986	6,349	112.6	2,226	1,236	-44.5	75	19
Ensembles		38,235	56,333	47.3	843	2,538	201.1	2	5
o.w. woven		16,346	25,432	55.6	468	1,829	290.6	3	7
Jackets		182,432	155,598	-14.7	32,082	43,552	35.8	18	28
o.w. woven		144,383	117,007	-19.0	31,105	41,081	32.1	22	35
Skirts and dresses		1,046,183	989,266	-5.4	93,117	135,310	45.3	9	14
o.w. woven		613,151	543,867	-11.3	68,947	95,246	38.1	11	18
Trousers		1,785,563	1,422,473	-20.3	134,663	183,752	36.5	8	13
o.w. woven		1,396,174	1,114,333	-20.2	98,918	138,630	40.1	7	12
Blouses		509,099	436,366	-14.3	43,817	59,601	36.0	9	14
o.w. woven		351,499	287,034	-18.3	40,656	54,962	35.2	12	19
Slips, petticoats, etc.		210,404	184,995	-12.1	13,574	18,900	39.2	6	10
o.w. knitted		127,253	110,008	-13.6	11,087	15,124	36.4	9	14
Swimwear		15,397	14,668	-4.7	8,462	15,492	83.1	55	106
Tracksuits		136,351	110,763	-18.8	14,181	22,792	60.7	10	21
Others (knitted and woven)		4,766,318	4,048,867	-15.1	438,875	553,364	26.1	9	14
Babies' garments		165,010	124,059	-24.8	29,093	37,751	29.8	18	30
o.w. knitted or crocheted		120,415	93,000	-22.8	15,601	20,620	32.2	13	22
T-shirts		1,545,541	1,392,095	-9.9	109,264	142,519	30.4	7	10
Jerseys, pullovers, cardigans		1,806,438	1,462,766	-19.0	164,334	201,834	22.8	9	14
Special garments		77,715	40,267	-48.2	49,857	65,039	30.4	64	162
o.w. woven		72,930	37,854	-48.1	42,437	54,379	28.1	58	144
Other garments, knitted or crocheted		257,792	223,257	-13.4	20,630	29,306	42.1	8	13
Gloves		3,829	2,654	-30.7	10,655	10,138	-4.8	278	382
Ties, bow ties, and cravats		4,032	3,702	-8.2	2,319	3,046	31.4	58	82
Shawls, scarves, mufflers, mantillas, etc		21,069	20,099	-4.6	10,614	13,604	28.2	50	68
Pantyhose, tights, stockings, socks, etc		801,637	694,012	-13.4	11,678	11,575	-0.9	1	2
Brassières, girdles, corsets, etc.		33,064	32,068	-2.9	18,462	27,374	48.3	56	85
Other accessories		10,109	10,436	3.2	9,477	8,958	-5.5	94	86
Total Textiles (CH 50-60 + 63 + others*)		6,358,384	5,095,519	-19.9	2,515,333	2,294,691	-8.8	40	45
Total Textile - (CH 50-60 + 63)		6,115,509	4,936,330	-19.3	2,322,554	2,066,150	-11.0	38	42
Total Clothing - (CH 61+62)		11,444,021	9,970,723	-12.9	1,253,486	1,629,287	30.0	11	16
Total (CH 50-63)		17,559,531	14,907,053	-15.1	3,576,040	3,695,437	3.3	20	25

* including technical textiles from HS chapters 30, 39, 40, 48, 68, 69, 70 and 96

UKRAINE



EU-27 yearly evolution of T&C trade

Ukraine	IMPORTS			EXPORTS			TRADE BALANCE		
Unit : €	TEXTILE	CLOTHING	TOTAL	TEXTILE	CLOTHING	TOTAL	TEXTILE	CLOTHING	TOTAL
Year									
2014	53,689,604	282,205,625	335,895,229	493,259,920	395,392,178	888,652,098	439,570,315	113,186,553	552,756,868
2015	63,509,596	262,041,771	325,551,367	491,792,308	294,101,112	785,893,420	428,282,710	32,059,341	460,342,051
2016	80,567,037	293,978,928	374,545,965	579,740,323	327,711,311	907,451,634	499,173,288	33,732,382	532,905,670
2017	92,627,469	327,864,903	420,492,372	662,831,224	381,495,853	1,044,327,077	570,203,753	53,630,950	623,834,703
2018	117,408,236	338,221,747	455,629,983	665,768,992	409,237,487	1,075,006,479	548,360,758	71,015,741	619,376,499
2019	153,564,360	343,131,474	496,695,834	674,171,468	465,243,263	1,139,414,731	520,607,110	122,111,789	642,718,899
2020	130,409,203	311,442,128	441,851,331	621,120,107	474,585,633	1,095,705,740	490,710,904	163,143,505	653,854,409
2021	152,364,788	292,439,243	444,804,031	675,128,111	616,130,731	1,291,258,842	522,763,323	323,691,488	846,454,811
2022	145,276,002	287,136,080	432,412,082	717,845,373	468,981,398	1,186,826,771	572,569,370	181,845,318	754,414,688
2023	119,765,703	285,539,961	405,305,664	657,188,737	650,564,189	1,307,752,926	537,423,032	365,024,229	902,447,261

EXTRA EU-27 Evolution of T&C trade Ukraine



UKRAINE



EU-27 (External Trade) Textile and Clothing Trade

Country : Ukraine		IMPORTS			EXPORTS			COVERAGE E/I	
Unit : 1000 €		2022	2023	Evol. %	2022	2023	Evol. %	2022	2023
Natural fibers		842	545	-35.3	2,218	1,538	-30.6	264	282
Silk			0		86	101	17.3		723,383
o.w. raw silk					0	10	6004.9		
Wool, fine or coarse animal hair		162	34	-78.8	1,625	1,165	-28.3	1,003	3,390
o.w. wool, not carded or combed		152	31	-79.7	68	145	113.6	45	469
o.w. wool and fine or coarse animal hair		10	4	-66.2	176	74	-57.7	1,672	2,095
Cotton		1	1	-12.4	74	50	-32.5	10,873	8,379
Other vegetable fibres		679	510	-24.9	433	222	-48.7	64	44
o.w. flax		397	236	-40.5	213	150	-29.7	54	63
Man-made fibres		4,466	2,873	-35.7	27,312	31,553	15.5	611	1,098
Synthetic staple & tow		4,447	2,173	-51.1	8,260	9,384	13.6	186	432
Artificial staple & tow		19	700	3522.5	18,982	21,942	15.6	98,247	3,135
Yarns and Threads		2,025	1,096	-45.9	40,365	40,991	1.6	1,993	3,740
Silk		1	0	-81.4	5	2	-54.0	443	1,092
Wool		57	306	439.3	989	1,183	19.7	1,743	387
o.w. carded wool, n.p.r.s.		23	295	1180.8	412	253	-38.5	1,788	86
o.w. combed wool, n.p.r.s.		26			428	732	71.3	1,629	
Cotton		58	6	-89.6	4,289	4,296	0.2	7,399	70,930
o.w. cotton yarn, n.p.r.s.		6	2	-69.7	3,920	3,844	-1.9	66,521	215,593
o.w. cotton yarn, p.r.s.		52	4	-91.8	370	453	22.4	710	10,589
Other - Vegetable yarns		10	1	-86.1	1,545	1,568	1.5	16,222	118,771
Man-made filaments yarns		1,887	769	-59.2	29,316	30,620	4.4	1,554	3,979
o.w. sewing thread		88	82	-6.7	7,173	7,086	-1.2	8,194	8,676
o.w. synthetic filament yarn		1,776	680	-61.7	21,140	17,940	-15.1	1,190	2,638
o.w. artificial filament yarn					330	4,798	1353.7		
o.w. synthetic monofilament		22	5	-75.6	652	777	19.2	3,013	14,726
Man made spun yarns		13	13	-0.8	4,220	3,322	-21.3	32,095	25,459
o.w. man made spun yarns, n.p.r.s.			1		2,904	1,884	-35.1		345,553
o.w. man made spun yarns, p.r.s.		13	13	-4.9	1,316	1,438	9.2	10,012	11,499
Woven fabrics		5,154	3,562	-30.9	184,843	191,183	3.4	3,586	5,367
Silk		10	6	-37.5	189	292	54.9	1,953	4,835
Wool		784	272	-65.3	23,353	23,719	1.6	2,978	8,727
o.w. carded wool		574	128	-77.6	10,069	9,128	-9.3	1,756	7,118
o.w. combed wool		211	144	-31.9	13,271	14,573	9.8	6,297	10,152
Cotton		876	399	-54.4	45,769	42,423	-7.3	5,223	10,625
o.w. cotton, unbleached		7	23	214.5	491	344	-29.9	6,763	1,507
o.w. cotton, dyed		284	177	-37.8	11,791	10,735	-9.0	4,155	6,077
o.w. denim fabric		0	0	-34.3	4,861	3,310	-31.9	13,890,114	14,388,921
Other fabrics		37	53	45.1	3,450	5,119	48.4	9,389	9,601
o.w. flax		28	48	71.2	3,259	4,908	50.6	11,637	10,233
Synthetic and artificial filament yarn		1,272	730	-42.6	37,515	35,650	-5.0	2,949	4,881
o.w. synthetic filament yarn		1,187	630	-47.0	33,431	31,162	-6.8	2,816	4,948
o.w. artificial filament yarn		85	101	18.6	4,084	4,489	9.9	4,816	4,463
Synthetic and artificial staple fibres		967	921	-4.8	45,192	47,146	4.3	4,674	5,120
o.w. containing > 85% of synthetic		92	28	-69.1	9,106	10,198	12.0	9,943	36,011
o.w. containing < 85% of synthetic		64	6	-91.4	4,199	3,593	-14.4	6,515	64,780
o.w. containing < 85% synthetic mixed natural fibres		53	178	238.9	16,209	17,579	8.4	30,777	9,849
o.w. other synthetics		111	46	-58.5	10,028	11,088	10.6	9,029	24,051
o.w. artificial staple fibres		647	662	2.4	5,650	4,688	-17.0	873	708
Special woven fabrics		1,204	1,181	-1.9	29,343	36,790	25.4	2,438	3,116
o.w. pile fabrics		57	36	-36.5	3,034	4,581	50.9	5,328	12,658
o.w. narrow woven fabrics		342	132	-61.4	16,761	16,135	-3.7	4,897	12,217
o.w. labels, badges		170	586	244.4	5,298	4,793	-9.5	3,111	817
o.w. embroidery		7	26	307.0	631	622	-1.4	9,699	2,349
o.w. handwoven tapestries & quilted products		31	15	-52.5	1,281	1,520	18.6	4,135	10,323
Knitted fabrics		13,714	9,042	-34.1	59,560	60,332	1.3	434	667
Pile fabrics		3,349	1,921	-42.6	3,816	4,936	29.3	114	257
< 30 cm; w 5% or more elastome		7	2	-75.2	1,387	1,724	24.3	18,832	94,245
> 30 cm; w 5% or more elastome		235	235	0.1	11,113	12,288	10.6	4,735	5,230
Curtain fabrics and raschel lace		576	492	-14.6	10,076	9,771	-3.0	1,749	1,985
Other fabrics		9,546	6,392	-33.0	33,167	31,613	-4.7	347	495
Carpets		12,205	12,268	0.5	8,641	12,197	41.2	71	99
Knotted carpets		3	10	209.0	177	109	-38.1	5,677	1,138
Woven carpets		11,428	11,723	2.6	1,113	1,972	77.1	10	17
Tufted carpets		339	146	-56.8	5,194	7,335	41.2	1,531	5,009
Carpets of felt		1	2	344.1	1,495	1,749	17.0	277,829	73,187
Technical textiles (excl. Woven fabrics)*		90,603	93,105	2.8	409,772	338,441	-17.4	452	364
Wadding, felt, nonwovens, rubber thread, twine, cordage, etc.		20,290	23,877	17.7	76,061	99,241	30.5	375	416
o.w. felt		252	18	-92.8	2,784	2,895	4.0	1,104	16,032
o.w. nonwovens		9,344	9,184	-1.7	41,734	49,586	18.8	447	540
o.w. special yarn		349	523	49.9	783	1,082	38.1	224	207
o.w. twine, rope		1,999	1,803	-9.8	4,827	4,584	-5.0	241	254
o.w. nets		1,116	732	-34.4	1,141	3,195	180.0	102	436
Impregnated, coated, etc., textile fabrics		4,071	1,545	-62.0	90,193	82,183	-8.9	2,216	5,319
o.w. tyre cord fabric			0		6	28	406.4		257,115
o.w. fabrics impregnated, coated etc.		937	758	-19.1	56,715	58,250	2.7	6,052	7,682
o.w. textile products, articles for technical uses		1,404	229	-83.7	8,274	9,327	12.7	589	4,074
Other made up textile articles		66,240	67,676	2.2	242,865	156,717	-35.5	367	232
o.w. sacks and bags		16,530	18,043	9.2	23,540	17,715	-24.7	142	98

UKRAINE



EU-27 (External Trade) Textile and Clothing Trade

Country : Ukraine		IMPORTS			EXPORTS			COVERAGE E/I	
Unit : 1000 €		2022	2023	Evol. %	2022	2023	Evol. %	2022	2023
o.w. tarpaulins, sunblinds & alike		443	741	67.1	5,389	7,820	45.1	1,216	1,056
o.w. other : floorcloths, dishcloths etc		35,549	21,207	-40.3	127,444	28,736	-77.5	358	136
o.w. medical textiles*		131	31	-76.1	34,220	29,227	-14.6	26,034	93,067
o.w. glass fibers and articles thereof*		2,156	1,533	-28.9	14,716	24,650	67.5	683	1,608
o.w. sanitary towels, tampons and napkins*		339	197	-42.0	1,616	3,005	86.0	476	1,526
o.w. other textiles (outside CH 50-63)*		11,094	25,931	133.7	36,593	45,864	25.3	330	177
Worn clothing and other worn articles		2,221	3,064	37.9	49,570	61,079	23.2	2,232	1,994
Home textiles		27,410	21,263	-22.4	22,362	21,916	-2.0	82	103
Bedlinen, table, toilet and kitchen linen		4,035	3,372	-16.4	12,719	14,015	10.2	315	416
o.w. Bedlinen, woven		2,644	2,243	-15.1	7,351	6,298	-14.3	278	281
o.w. toilet linen		193	173	-10.6	3,925	5,126	30.6	2,029	2,964
o.w. table linen, woven		210	247	17.8	463	682	47.1	221	275
Curtains		6,922	4,863	-29.8	2,272	3,162	39.1	33	65
Other furnishing articles		12,992	9,983	-23.2	983	1,672	70.1	8	17
Workwear		37,806	38,299	1.3	8,340	5,999	-28.1	22	16
Men's ensembles		12	3	-73.6	2,833	150	-94.7	23,718	4,770
Men's jackets		8,006	10,817	35.1	496	639	28.9	6	6
Men's trousers		16,975	16,099	-5.2	1,130	1,176	4.1	7	7
Men's overalls		3,755	3,721	-0.9	844	1,076	27.4	22	29
Other men's workwear		5,973	4,226	-29.2	2,553	2,275	-10.9	43	54
Women's ensembles		82	84	2.8	9	33	263.5	11	39
Women's jackets		453	315	-30.5	24	35	48.9	5	11
Women's trousers		1,047	1,769	68.9	53	251	371.1	5	14
Women's overalls		3	3	-12.0	0	8	2684.9	10	314
Other women's workwear		1,498	1,264	-15.7	397	355	-10.6	27	28
Men's Clothing (incl. workwear)		117,496	122,367	4.1	104,537	177,091	69.4	89	145
Overcoats		16,358	17,654	7.9	28,192	37,958	34.6	172	215
o.w. woven		13,949	16,244	20.4	24,075	33,209	37.9	178	204
Suits		5,966	6,184	3.7	1,770	1,171	-33.8	30	19
o.w. woven		5,476	6,158	12.5	1,051	1,131	7.6	19	18
Ensembles		127	177	39.3	5,043	2,053	-59.3	3,975	1,161
o.w. woven		101	117	15.2	4,553	1,716	-62.3	4,489	1,469
Jackets and blazers		27,025	33,806	25.1	2,787	4,017	44.1	10	12
o.w. woven		24,690	30,380	23.0	1,974	3,252	64.7	8	11
Trousers		52,085	52,039	-0.1	33,790	54,699	61.9	65	105
o.w. woven		50,085	50,635	1.1	23,771	39,244	65.1	47	78
Shirts		6,694	5,028	-24.9	7,075	13,058	84.6	106	260
o.w. woven		5,561	4,701	-15.5	3,860	6,997	81.3	69	149
Underpants, briefs, etc.		1,855	1,924	3.7	7,189	10,065	40.0	387	523
o.w. knitted		1,744	1,803	3.4	5,580	8,510	52.5	320	472
Swimwear		18	51	186.6	655	1,415	116.1	3,705	2,794
Tracksuits		644	627	-2.5	13,655	50,156	267.3	2,122	7,997
Women's Clothing (incl. workwear)		110,882	106,695	-3.8	175,270	240,469	37.2	158	225
Overcoats		16,451	18,815	14.4	47,335	62,498	32.0	288	332
o.w. woven		13,703	13,739	0.3	42,800	54,671	27.7	312	398
Suits		344	384	11.6	11,346	10,766	-5.1	3,294	2,801
o.w. woven		281	294	4.7	1,785	1,272	-28.8	636	433
Ensembles		278	383	37.7	33,540	29,376	-12.4	12,073	7,679
o.w. woven		119	148	24.0	33,076	28,346	-14.3	27,745	19,172
Jackets		13,697	13,209	-3.6	3,678	6,561	78.4	27	50
o.w. woven		10,088	9,142	-9.4	2,899	5,253	81.2	29	57
Skirts and dresses		36,787	35,406	-3.8	16,139	28,616	77.3	44	81
o.w. woven		29,238	28,438	-2.7	9,822	18,002	83.3	34	63
Trousers		20,518	18,220	-11.2	35,640	58,259	63.5	174	320
o.w. woven		13,251	12,946	-2.3	23,563	38,888	65.0	178	300
Blouses		10,066	8,655	-14.0	8,721	15,719	80.2	87	182
o.w. woven		6,111	5,638	-7.7	5,444	9,624	76.8	89	171
Slips, petticoats, etc.		6,149	4,330	-29.6	13,404	18,923	41.2	218	437
o.w. knitted		5,744	4,070	-29.2	9,350	14,259	52.5	163	350
Swimwear		3,508	4,436	26.5	2,661	4,531	70.3	76	102
Tracksuits		1,421	1,429	0.5	1,608	2,995	86.2	113	210
Others (knitted and woven)		57,800	55,438	-4.1	189,128	232,893	23.1	327	420
Babies' garments		13,228	10,189	-23.0	6,867	10,479	52.6	52	103
o.w. knitted or crocheted		13,089	10,068	-23.1	5,709	8,882	55.6	44	88
T-shirts		12,829	12,571	-2.0	42,452	67,532	59.1	331	537
Jerseys, pullovers, cardigans		10,926	10,125	-7.3	53,977	83,359	54.4	494	823
Special garments		7,075	7,534	6.5	22,512	9,099	-59.6	318	121
o.w. woven		7,044	7,446	5.7	21,886	8,398	-61.6	311	113
Other garments, knitted or crocheted		3,010	3,007	-0.1	5,020	6,087	21.3	167	202
Gloves		187	273	46.0	9,253	7,820	-15.5	4,949	2,864
Ties, bow ties, and cravats		141	299	112.8	500	436	-12.8	355	146
Shawls, scarves, mufflers, mantillas, etc		481	907	88.7	1,644	3,394	106.5	342	374
Pantyhose, tights, stockings, socks, etc		4,659	5,012	7.6	9,056	15,670	73.0	194	313
Brassières, girdles, corsets, etc.		4,220	4,425	4.9	10,923	16,938	55.1	259	383
Other accessories		1,139	1,324	16.2	25,836	9,913	-61.6	2,268	749
Total Textiles (CH 50-60 + 63 + others*)		158,996	147,458	-7.3	804,991	759,935	-5.6	506	515
Total Textile - (CH 50-60 + 63)		145,276	119,766	-17.6	717,845	657,189	-8.4	494	549
Total Clothing - (CH 61+62)		287,136	285,540	-0.6	468,981	650,564	38.7	163	228
Total (CH 50-63)		432,412	405,306	-6.3	1,186,827	1,307,753	10.2	274	323

* including technical textiles from HS chapters 30, 39, 40, 48, 68, 69, 70 and 96

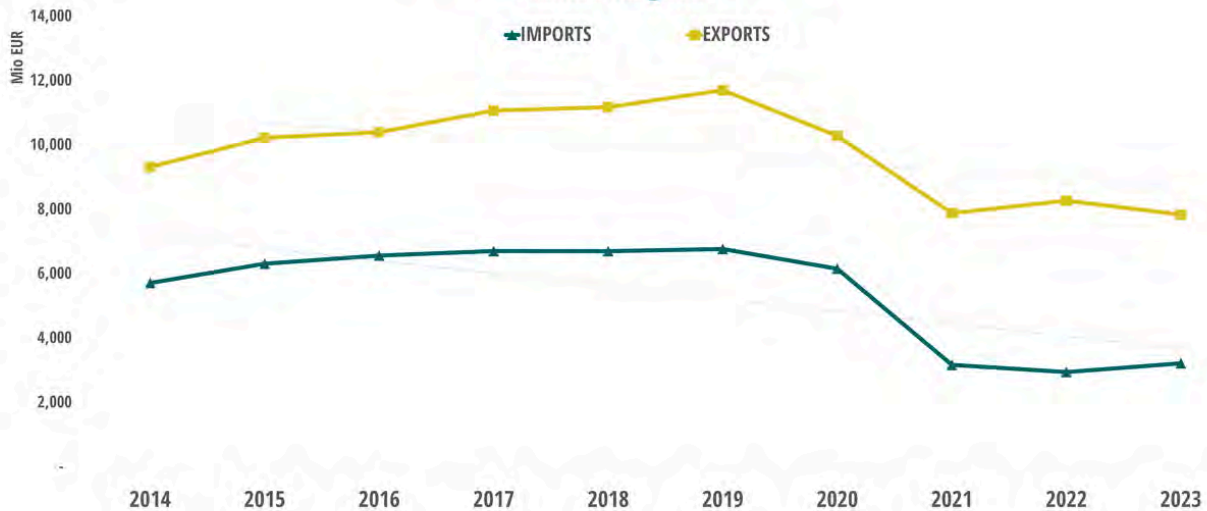
UNITED KINGDOM



EU-27 yearly evolution of T&C trade

United Kingdom	IMPORTS			EXPORTS			TRADE BALANCE		
Unit : €	TEXTILE	CLOTHING	TOTAL	TEXTILE	CLOTHING	TOTAL	TEXTILE	CLOTHING	TOTAL
Year									
2014	2,075,963,762	3,638,391,989	5,714,355,751	3,263,356,274	6,054,506,783	9,317,863,057	1,187,392,510	2,416,114,794	3,603,507,304
2015	2,257,848,974	4,053,281,388	6,311,130,362	3,468,132,122	6,759,296,858	10,227,428,980	1,210,283,147	2,706,015,470	3,916,298,617
2016	2,161,004,502	4,406,504,093	6,567,508,595	3,335,474,215	7,060,459,720	10,395,933,935	1,174,469,713	2,653,955,626	3,828,425,339
2017	2,118,014,670	4,587,858,959	6,705,873,629	3,350,427,048	7,724,284,000	11,074,711,048	1,232,412,378	3,136,425,041	4,368,837,419
2018	2,176,687,877	4,528,220,772	6,704,908,649	3,313,633,388	7,861,858,835	11,175,492,223	1,136,945,508	3,333,638,063	4,470,583,571
2019	2,081,644,225	4,686,131,619	6,767,775,844	3,225,139,275	8,478,087,119	11,703,226,394	1,143,495,048	3,791,955,499	4,935,450,547
2020	1,988,184,452	4,169,936,758	6,158,121,210	2,980,135,179	7,304,007,916	10,284,143,095	991,950,727	3,134,071,158	4,126,021,885
2021	1,630,534,105	1,537,928,796	3,168,462,901	3,004,935,973	4,878,097,377	7,883,033,350	1,374,401,868	3,340,168,581	4,714,570,449
2022	1,623,667,287	1,324,352,439	2,948,019,726	3,056,525,401	5,218,064,578	8,274,589,979	1,432,858,111	3,893,712,139	5,326,570,250
2023	1,812,188,610	1,405,276,149	3,217,464,759	2,864,396,588	4,973,167,137	7,837,563,725	1,052,207,976	3,567,890,988	4,620,098,964

EXTRA EU-27 Evolution of T&C trade United Kingdom



UNITED KINGDOM



EU-27 (External Trade) Textile and Clothing Trade

Country : United Kingdom		IMPORTS			EXPORTS			COVERAGE E/I	
Unit : 1000 €		2022	2023	Evol. %	2022	2023	Evol. %	2022	2023
Natural fibres		64,777	43,960	-32.1	56,108	48,569	-13.4	87	110
Silk		57	62	8.6	228	1,055	362.8	401	1,711
o.w. raw silk		3	8	208.2	201	1,001	397.6	7,541	12,177
Wool, fine or coarse animal hair		63,650	42,067	-33.9	22,881	15,939	-30.3	36	38
o.w. wool, not carded or combed		26,877	22,331	-16.9	4,173	4,418	5.9	16	20
o.w. wool and fine or coarse animal hair		20,602	14,234	-30.9	9,208	6,582	-28.5	45	46
Cotton		686	697	1.7	10,856	2,973	-72.6	1,584	426
Other vegetable fibres		385	1,134	194.8	22,144	28,603	29.2	5,758	2,523
o.w. flax		78	94	20.7	18,086	22,403	23.9	23,126	23,735
Man-made fibres		45,954	33,185	-27.8	106,542	85,475	-19.8	232	258
Synthetic staple & tow		23,745	19,299	-18.7	84,814	67,997	-19.8	357	352
Artificial staple & tow		14,055	6,534	-53.5	18,712	15,299	-18.2	133	234
Yarns and Threads		133,676	278,204	108.1	348,070	334,640	-3.9	260	120
Silk		104	89	-13.7	3,587	4,598	28.2	3,458	5,139
Wool		51,913	55,584	7.1	104,733	93,418	-10.8	202	168
o.w. carded wool, n.p.r.s.		16,941	19,396	14.5	57,815	53,958	-6.7	341	278
o.w. combed wool, n.p.r.s.		18,431	17,066	-7.4	33,722	24,927	-26.1	183	146
Cotton		2,563	2,139	-16.5	28,976	31,582	9.0	1,131	1,476
o.w. cotton yarn, n.p.r.s.		1,367	1,312	-4.1	23,673	26,075	10.1	1,732	1,988
o.w. cotton yarn, p.r.s.		1,196	828	-30.8	5,303	5,507	3.8	443	665
Other - Vegetable yarns		804	540	-32.9	5,534	3,695	-33.2	688	684
Man-made filaments yarns		75,240	216,657	188.0	178,674	172,034	-3.7	237	79
o.w. sewing thread		11,130	13,641	22.6	13,020	13,322	2.3	117	98
o.w. synthetic filament yarn		53,919	193,932	259.7	143,401	140,889	-1.8	266	73
o.w. artificial filament yarn		39	45	15.4	2,078	1,402	-32.5	5,288	3,093
o.w. synthetic monofilament		9,938	8,885	-10.6	20,028	16,343	-18.4	202	184
Man made spun yarns		3,051	3,194	4.7	26,566	29,311	10.3	871	918
o.w. man made spun yarns, n.p.r.s.		2,574	2,703	5.0	24,795	27,024	9.0	963	1,000
o.w. man made spun yarns, p.r.s.		477	491	3.0	1,771	2,287	29.1	371	465
Woven fabrics		380,159	438,676	15.4	465,597	432,494	-7.1	122	99
Silk		8,794	10,061	14.4	7,985	7,030	-12.0	91	70
Wool		86,933	94,847	9.1	27,331	30,275	10.8	31	32
o.w. carded wool		33,328	35,152	5.5	14,377	13,584	-5.5	43	39
o.w. combed wool		53,380	59,378	11.2	12,899	16,568	28.4	24	28
Cotton		46,964	49,297	5.0	104,318	97,639	-6.4	222	198
o.w. cotton, unbleached		2,009	2,140	6.6	2,120	2,152	1.5	106	101
o.w. cotton, dyed		7,657	8,050	5.1	40,628	38,393	-5.5	531	477
o.w. denim fabric		107	51	-52.6	339	443	30.8	316	871
Other fabrics		16,986	15,551	-8.4	41,861	38,603	-7.8	246	248
o.w. flax		16,510	15,190	-8.0	41,140	37,722	-8.3	249	248
Synthetic and artificial filament yarn		112,812	161,589	43.2	82,566	78,981	-4.3	73	49
o.w. synthetic filament yarn		111,328	160,489	44.2	73,591	71,737	-2.5	66	45
o.w. artificial filament yarn		1,484	1,100	-25.9	8,974	7,245	-19.3	605	659
Synthetic and artificial staple fibres		39,622	37,308	-5.8	51,627	44,166	-14.5	130	118
o.w. containing > 85% of synthetic		13,257	14,882	12.3	16,191	13,851	-14.5	122	93
o.w. containing < 85% of synthetic		652	415	-36.4	614	387	-37.0	94	93
o.w. containing < 85% synthetic mixed natural fibres		10,935	8,823	-19.3	3,283	2,765	-15.8	30	31
o.w. other synthetics		7,979	6,511	-18.4	8,357	6,268	-25.0	105	96
o.w. artificial staple fibres		6,798	6,678	-1.8	23,180	20,895	-9.9	341	313
Special woven fabrics		67,955	69,803	2.7	149,676	135,599	-9.4	220	194
o.w. pile fabrics		33,148	35,602	7.4	94,121	84,035	-10.7	284	236
o.w. narrow woven fabrics		17,613	17,259	-2.0	22,718	22,649	-0.3	129	131
o.w. labels, badges		6,805	5,785	-15.0	5,618	4,891	-12.9	83	85
o.w. embroidery		2,069	2,237	8.1	4,277	3,280	-23.3	207	147
o.w. handwoven tapestries & quilted products		886	1,336	50.8	5,427	4,313	-20.5	613	323
Knitted fabrics		75,073	75,230	0.2	81,136	72,229	-11.0	108	96
Pile fabrics		17,122	16,929	-1.1	17,168	16,310	-5.0	100	96
< 30 cm; w 5% or more elastome		3,683	2,991	-18.8	731	531	-27.3	20	18
> 30 cm; w 5% or more elastome		4,043	2,671	-33.9	9,359	6,598	-29.5	231	247
Curtain fabrics and raschel lace		36,844	42,661	15.8	39,305	33,809	-14.0	107	79
Other fabrics		13,380	9,979	-25.4	14,572	14,981	2.8	109	150
Carpets		187,617	202,079	7.7	712,120	647,700	-9.0	380	321
Knotted carpets		2,409	2,933	21.7	9,899	9,702	-2.0	411	331
Woven carpets		9,310	9,556	2.6	77,276	88,242	14.2	830	923
Tufted carpets		120,566	133,641	10.8	569,962	482,683	-15.3	473	361
Carpets of felt		6,016	5,609	-6.8	40,395	40,999	1.5	671	731
Technical textiles (excl. Woven fabrics)*		1,238,688	1,277,952	3.2	1,781,572	1,803,538	1.2	144	141
Wadding, felt, nonwovens, rubber thread, twine, cordage, etc.		187,370	183,022	-2.3	532,477	523,902	-1.6	284	286
o.w. felt		25,540	24,288	-4.9	24,268	30,096	24.0	95	124
o.w. nonwovens		101,477	94,965	-6.4	349,313	325,759	-6.7	344	343
o.w. special yarn		1,964	1,875	-4.5	4,312	4,366	1.3	220	233
o.w. twine, rope		11,124	10,417	-6.4	51,142	45,422	-11.2	460	436
o.w. nets		3,976	5,361	34.8	17,451	18,738	7.4	439	350
Impregnated, coated, etc., textile fabrics		211,076	200,720	-4.9	235,225	236,354	0.5	111	118
o.w. tyre cord fabric		550	1,231	123.8	21,672	23,734	9.5	3,940	1,928
o.w. fabrics impregnated, coated etc,		121,962	111,698	-8.4	85,271	87,222	2.3	70	78
o.w. textile products, articles for technical uses		31,503	27,703	-12.1	84,740	83,304	-1.7	269	301
Other made up textile articles		839,642	893,522	6.4	1,011,556	1,040,596	2.9	120	116
o.w. sacks and bags		11,035	8,449	-23.4	27,719	26,368	-4.9	251	312

UNITED KINGDOM



EU-27 (External Trade) Textile and Clothing Trade

Country : United Kingdom

Unit : 1000 €

	IMPORTS			EXPORTS			COVERAGE E/I	
	2022	2023	Evol. %	2022	2023	Evol. %	2022	2023
o.w. tarpaulins, sunblinds & alike	21,886	15,264	-30.3	73,021	66,981	-8.3	334	439
o.w. other : floorcloths, dishcloths etc	88,809	101,221	14.0	148,744	141,098	-5.1	167	139
o.w. medical textiles*	268,929	342,278	27.3	347,081	378,156	9.0	129	110
o.w. glass fibers and articles thereof*	291,947	279,820	-4.2	206,558	201,529	-2.4	71	72
o.w. sanitary towels, tampons and napkins*	1,832	1,894	3.4	37,376	45,242	21.0	2,040	2,389
o.w. other textiles (outside CH 50-63)*	155,802	145,285	-6.8	173,372	183,907	6.1	111	127
Worn clothing and other worn articles	123,935	138,814	12.0	25,626	24,020	-6.3	21	17
Home textiles	78,227	79,279	1.3	234,819	217,925	-7.2	300	275
Bedlinen, table, toilet and kitchen linen	26,229	26,704	1.8	125,023	111,871	-10.5	477	419
o.w. Bedlinen, woven	16,015	16,347	2.1	73,310	63,631	-13.2	458	389
o.w. toilet linen	6,094	5,921	-2.8	30,964	29,186	-5.7	508	493
o.w. table linen, woven	2,435	1,638	-32.7	9,492	9,425	-0.7	390	575
Curtains	22,090	24,238	9.7	47,349	49,069	3.6	214	202
Other furnishing articles	6,984	6,249	-10.5	39,062	34,711	-11.1	559	555
Workwear	16,739	17,225	2.9	65,909	63,263	-4.0	394	367
Men's ensembles	652	748	14.8	3,385	2,054	-39.3	520	275
Men's jackets	1,385	1,910	37.9	7,084	8,286	17.0	511	434
Men's trousers	3,788	4,060	7.2	28,567	28,504	-0.2	754	702
Men's overalls	449	572	27.3	2,305	2,753	19.4	513	481
Other men's workwear	5,524	6,090	10.3	17,106	12,933	-24.4	310	212
Women's ensembles	45	51	13.7	714	2,058	188.2	1,603	4,063
Women's jackets	705	275	-61.0	950	1,096	15.4	135	399
Women's trousers	464	512	10.2	1,891	2,361	24.8	407	461
Women's overalls	34	28	-17.3	660	454	-31.3	1,955	1,625
Other women's workwear	3,693	2,980	-19.3	3,247	2,763	-14.9	88	93
Men's Clothing (incl. workwear)	232,650	242,994	4.4	1,191,047	1,167,051	-2.0	512	480
Overcoats	53,026	50,841	-4.1	270,773	264,663	-2.3	511	521
o.w. woven	45,469	42,566	-6.4	231,196	228,649	-1.1	508	537
Suits	7,948	9,402	18.3	32,297	39,537	22.4	406	420
o.w. woven	7,177	8,796	22.6	31,020	38,038	22.6	432	432
Ensembles	2,587	2,515	-2.8	6,951	8,540	22.9	269	340
o.w. woven	1,842	1,954	6.1	5,524	6,657	20.5	300	341
Jackets and blazers	35,007	36,969	5.6	99,112	109,957	10.9	283	297
o.w. woven	28,563	30,453	6.6	86,047	95,809	11.3	301	315
Trousers	62,857	66,410	5.7	430,354	385,443	-10.4	685	580
o.w. woven	47,591	53,405	12.2	340,607	321,280	-5.7	716	602
Shirts	38,449	45,823	19.2	230,328	235,183	2.1	599	513
o.w. woven	23,979	28,050	17.0	120,243	130,890	8.9	501	467
Underpants, briefs, etc.	16,609	14,357	-13.6	58,967	60,139	2.0	355	419
o.w. knitted	12,660	11,085	-12.4	39,289	39,463	0.4	310	356
Swimwear	3,220	3,625	12.6	20,154	20,775	3.1	626	573
Tracksuits	5,992	5,537	-7.6	18,039	21,503	19.2	301	388
Women's Clothing (incl. workwear)	539,251	561,318	4.1	1,925,782	1,870,535	-2.9	357	333
Overcoats	74,722	77,951	4.3	331,456	352,418	6.3	444	452
o.w. woven	67,634	70,239	3.9	280,233	304,542	8.7	414	434
Suits	4,112	2,425	-41.0	7,711	8,301	7.7	188	342
o.w. woven	3,204	1,693	-47.2	4,320	4,036	-6.6	135	238
Ensembles	2,737	2,349	-14.2	14,256	15,144	6.2	521	645
o.w. woven	1,669	1,597	-4.3	7,157	7,302	2.0	429	457
Jackets	30,448	34,551	13.5	143,617	133,342	-7.2	472	386
o.w. woven	26,760	30,610	14.4	125,043	115,377	-7.7	467	377
Skirts and dresses	223,837	231,061	3.2	582,499	537,352	-7.8	260	233
o.w. woven	156,708	170,941	9.1	440,356	397,480	-9.7	281	233
Trousers	84,851	100,185	18.1	397,364	381,884	-3.9	468	381
o.w. woven	58,224	74,500	28.0	262,896	259,920	-1.1	452	349
Blouses	48,023	47,585	-0.9	203,662	172,096	-15.5	424	362
o.w. woven	39,781	39,904	0.3	159,445	130,344	-18.3	401	327
Slips, petticoats, etc.	26,281	19,817	-24.6	69,713	65,442	-6.1	265	330
o.w. knitted	14,586	14,406	-1.2	53,857	52,232	-3.0	369	363
Swimwear	16,122	16,766	4.0	47,424	45,542	-4.0	294	272
Tracksuits	18,821	16,217	-13.8	68,027	83,077	22.1	361	512
Others (knitted and woven)	466,993	484,005	3.6	2,097,284	1,925,481	-8.2	449	398
Babies' garments	24,309	18,821	-22.6	76,052	68,838	-9.5	313	366
o.w. knitted or crocheted	19,481	14,725	-24.4	49,913	45,267	-9.3	256	307
T-shirts	92,543	85,617	-7.5	537,535	466,582	-13.2	581	545
Jerseys, pullovers, cardigans	148,018	166,162	12.3	667,566	648,329	-2.9	451	390
Special garments	23,330	34,994	50.0	185,538	159,462	-14.1	795	456
o.w. woven	18,975	29,291	54.4	166,069	143,602	-13.5	875	490
Other garments, knitted or crocheted	50,420	27,390	-45.7	108,661	88,093	-18.9	216	322
Gloves	6,153	6,940	12.8	32,398	46,561	43.7	527	671
Ties, bow ties, and cravats	5,520	5,683	3.0	26,557	21,795	-17.9	481	383
Shawls, scarves, mufflers, mantillas, etc	48,433	66,772	37.9	79,391	77,327	-2.6	164	116
Panty hose, tights, stockings, socks, etc	24,605	24,147	-1.9	166,054	160,624	-3.3	675	665
Brassières, girdles, corsets, etc.	20,044	20,724	3.4	53,362	48,890	-8.4	266	236
Other accessories	15,134	18,817	24.3	146,857	125,690	-14.4	970	668
Total Textiles (CH 50-60 + 63 + others*)	2,342,177	2,582,592	10.3	3,820,913	3,672,528	-3.9	163	142
Total Textile - (CH 50-60 + 63)	1,623,667	1,813,314	11.7	3,056,525	2,863,694	-6.3	188	158
Total Clothing - (CH 61+62)	1,324,352	1,405,256	6.1	5,218,065	4,966,605	-4.8	394	353
Total (CH 50-63)	2,948,020	3,218,570	9.2	8,274,590	7,830,299	-5.4	281	243

* including technical textiles from HS chapters 30, 39, 40, 48, 68, 69, 70 and 96

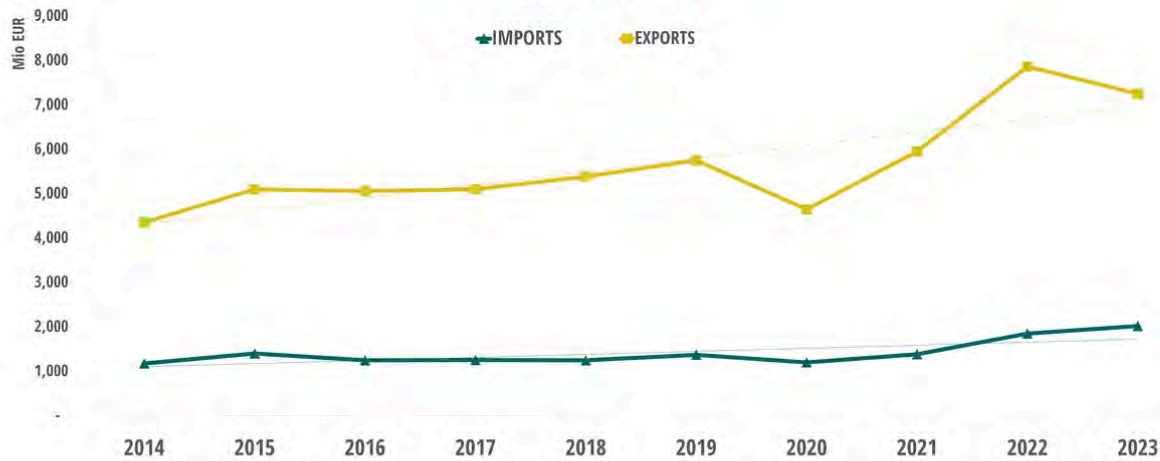
UNITED STATES



EU-27 yearly evolution of T&C trade

United States	IMPORTS			EXPORTS			TRADE BALANCE		
Unit : €	TEXTILE	CLOTHING	TOTAL	TEXTILE	CLOTHING	TOTAL	TEXTILE	CLOTHING	TOTAL
Year									
2014	875,388,366	303,111,923	1,178,500,289	2,102,956,731	2,253,853,487	4,356,810,218	1,227,568,367	1,950,741,563	3,178,309,930
2015	1,008,826,549	394,169,821	1,402,996,370	2,405,417,653	2,694,780,102	5,100,197,755	1,396,591,105	2,300,610,281	3,697,201,386
2016	897,393,928	352,958,806	1,250,352,734	2,345,077,297	2,713,417,877	5,058,495,174	1,447,683,367	2,360,459,073	3,808,142,440
2017	923,344,362	333,130,919	1,256,475,281	2,345,481,067	2,756,573,842	5,102,054,909	1,422,136,705	2,423,442,923	3,845,579,628
2018	924,571,592	323,629,406	1,248,200,998	2,458,103,235	2,928,264,115	5,386,367,350	1,533,531,643	2,604,634,709	4,138,166,352
2019	1,019,779,269	350,609,551	1,370,388,820	2,545,837,488	3,204,310,916	5,750,148,404	1,526,058,222	2,853,701,365	4,379,759,587
2020	891,102,503	309,692,976	1,200,795,479	2,235,608,286	2,411,091,848	4,646,700,134	1,344,505,783	2,101,398,872	3,445,904,655
2021	927,921,645	457,330,161	1,385,251,806	2,747,981,857	3,204,688,575	5,952,670,432	1,820,060,212	2,747,358,414	4,567,418,626
2022	1,290,785,839	561,277,758	1,852,063,597	3,089,093,543	4,771,659,148	7,860,752,691	1,798,307,700	4,210,381,390	6,008,689,090
2023	1,419,482,203	602,331,152	2,021,813,355	2,855,543,296	4,395,087,103	7,250,630,399	1,436,061,093	3,792,755,951	5,228,817,044

EXTRA EU-27 Evolution of T&C trade United States



UNITED STATES



EU-27 (External Trade) Textile and Clothing Trade

Country : United States

Unit : 1000 €

	IMPORTS			EXPORTS			COVERAGE E/I	
	2022	2023	Evol. %	2022	2023	Evol. %	2022	2023
Natural fibres	41,172	35,061	-14.8	39,117	36,475	-6.8	95	104
Silk	10	6	-37.1	1,530	959	-37.4	14,830	14,779
o.w. raw silk	9	3	-63.6	44	34	-23.3	475	1,002
Wool, fine or coarse animal hair	3,007	1,449	-51.8	9,965	9,409	-5.6	331	649
o.w. wool, not carded or combed	2,874	1,266	-56.0	738	570	-22.7	26	45
o.w. wool and fine or coarse animal hair	22	62	186.4	1,508	749	-50.3	6,992	1,213
Cotton	37,313	33,209	-11.0	9,763	7,615	-22.0	26	23
Other vegetable fibres	841	396	-52.9	17,858	18,492	3.5	2,123	4,666
o.w. flax	22	73	226.8	16,593	16,151	-2.7	74,778	22,271
Man-made fibres	292,775	415,498	41.9	199,227	175,122	-12.1	68	42
Synthetic staple & tow	60,370	56,101	-7.1	118,634	99,912	-15.8	197	178
Artificial staple & tow	202,606	346,779	71.2	76,299	74,085	-2.9	38	21
Yarns and Threads	167,296	233,536	39.6	322,231	298,137	-7.5	193	128
Silk	64	36	-43.7	717	984	37.2	1,121	2,734
Wool	924	835	-9.7	36,248	25,961	-28.4	3,922	3,110
o.w. carded wool, n.p.r.s.	85	18	-78.4	7,528	4,776	-36.6	8,908	26,165
o.w. combed wool, n.p.r.s.	66	83	24.5	18,159	12,014	-33.8	27,404	14,561
Cotton	4,285	3,288	-23.3	21,606	22,100	2.3	504	672
o.w. cotton yarn, n.p.r.s.	3,950	2,901	-26.6	8,853	8,197	-7.4	224	283
o.w. cotton yarn, p.r.s.	335	388	15.6	12,753	13,903	9.0	3,802	3,587
Other - Vegetable yarns	223	225	0.8	2,315	1,584	-31.6	1,038	704
Man-made filaments yarns	159,493	228,211	43.1	234,892	231,749	-1.3	147	102
o.w. sewing thread	3,349	2,035	-39.2	23,533	24,660	4.8	703	1,212
o.w. synthetic filament yarn	116,830	180,560	54.5	102,430	105,191	2.7	88	58
o.w. artificial filament yarn	18,457	27,876	51.0	13,915	16,828	20.9	75	60
o.w. synthetic monofilament	20,693	17,159	-17.1	94,425	84,608	-10.4	456	493
Man made spun yarns	2,306	941	-59.2	26,452	15,759	-40.4	1,147	1,675
o.w. man made spun yarns, n.p.r.s.	1,985	624	-68.6	24,852	14,543	-41.5	1,252	2,332
o.w. man made spun yarns, p.r.s.	321	317	-1.2	1,600	1,217	-23.9	498	383
Woven fabrics	98,717	82,152	-16.8	503,605	440,289	-12.6	510	536
Silk	563	1,185	110.6	11,362	9,356	-17.7	2,019	789
Wool	1,852	2,976	60.7	48,356	37,914	-21.6	2,611	1,274
o.w. carded wool	561	1,053	87.7	11,651	10,547	-9.5	2,076	1,002
o.w. combed wool	1,285	1,913	48.8	36,469	27,083	-25.7	2,837	1,416
Cotton	11,331	10,493	-7.4	80,102	64,233	-19.8	707	612
o.w. cotton, unbleached	418	597	42.7	2,442	1,918	-21.4	584	321
o.w. cotton, dyed	4,609	4,609	0.0	15,187	15,059	-0.8	330	327
o.w. denim fabric	47	86	81.8	13,956	5,988	-57.1	29,519	6,966
Other fabrics	1,617	1,762	8.9	53,275	51,789	-2.8	3,295	2,940
o.w. flax	1,395	1,369	-1.9	52,637	50,408	-4.2	3,773	3,683
Synthetic and artificial filament yarn	41,100	28,045	-31.8	97,724	89,177	-8.7	238	318
o.w. synthetic filament yarn	33,835	22,721	-32.8	91,416	83,149	-9.0	270	366
o.w. artificial filament yarn	7,265	5,324	-26.7	6,308	6,028	-4.4	87	113
Synthetic and artificial staple fibres	19,213	13,257	-31.0	85,011	61,498	-27.7	442	464
o.w. containing > 85% of synthetic	10,629	6,195	-41.7	45,468	25,013	-45.0	428	404
o.w. containing < 85% of synthetic	60	663	1005.4	747	283	-62.1	1,246	43
o.w. containing < 85% synthetic mixed natural fibres	5,021	3,120	-37.9	3,268	2,720	-16.8	65	87
o.w. other synthetics	1,883	2,347	24.6	22,021	21,835	-0.8	1,169	930
o.w. artificial staple fibres	1,620	932	-42.4	13,507	11,646	-13.8	834	1,249
Special woven fabrics	23,036	24,427	6.0	126,986	125,904	-0.9	551	515
o.w. pile fabrics	3,190	3,215	0.8	37,324	37,567	0.7	1,170	1,168
o.w. narrow woven fabrics	11,462	12,161	6.1	37,024	36,495	-1.4	323	300
o.w. labels, badges	1,663	2,045	23.0	3,132	3,270	4.4	188	160
o.w. embroidery	609	457	-25.0	6,648	5,670	-14.7	1,091	1,240
o.w. handwoven tapestries & quilted products	2,367	2,282	-3.6	3,686	3,240	-12.1	156	142
Knitted fabrics	18,791	17,364	-7.6	132,596	121,126	-8.7	706	698
Pile fabrics	4,142	4,329	4.5	5,175	4,574	-11.6	125	106
< 30 cm; w 5% or more elastome	142	113	-21.0	522	828	58.5	367	736
> 30 cm; w 5% or more elastome	1,132	838	-26.0	18,123	12,801	-29.4	1,601	1,528
Curtain fabrics and raschel lace	7,643	6,815	-10.8	81,367	73,109	-10.1	1,065	1,073
Other fabrics	5,732	5,270	-8.1	27,409	29,814	8.8	478	566
Carpets	31,533	21,600	-31.5	215,061	213,333	-0.8	682	988
Knotted carpets	2,100	1,230	-41.4	11,577	11,135	-3.8	551	905
Woven carpets	9,360	7,877	-15.8	100,396	80,011	-20.3	1,073	1,016
Tufted carpets	17,156	10,135	-40.9	79,364	81,969	3.3	463	809
Carpets of felt	233	223	-4.4	16,010	16,866	5.4	6,868	7,572
Technical textiles (excl. Woven fabrics)*	1,496,243	1,458,100	-2.5	2,368,865	2,353,617	-0.6	158	161
Wadding, felt, nonwovens, rubber thread, twine, cordage, etc.	359,857	309,976	-13.9	636,046	618,153	-2.8	177	199
o.w. felt	4,107	3,554	-13.5	24,754	23,959	-3.2	603	674
o.w. nonwovens	313,162	264,307	-15.6	466,700	444,780	-4.7	149	168
o.w. special yarn	3,551	2,496	-29.7	5,281	5,461	3.4	149	219
o.w. twine, rope	20,081	20,379	1.5	83,700	61,010	-27.1	417	299
o.w. nets	1,399	1,113	-20.4	17,009	18,601	9.4	1,216	1,671
Impregnated, coated, etc., textile fabrics	134,407	147,563	9.8	460,349	439,080	-4.6	343	298
o.w. tyre cord fabric	1,107	903	-18.4	16,880	16,264	-3.7	1,525	1,801
o.w. fabrics impregnated, coated etc.	42,429	42,245	-0.4	137,882	139,001	0.8	325	329
o.w. textile products, articles for technical uses	52,581	67,120	27.7	199,767	188,656	-5.6	380	281
Other made up textile articles	1,001,566	1,000,426	-0.1	1,272,183	1,296,283	1.9	127	130
o.w. sacks and bags	7,431	6,992	-5.9	17,147	11,339	-33.9	231	162

UNITED STATES



EU-27 (External Trade) Textile and Clothing Trade

Country : United States								
Unit : 1000 €								
	IMPORTS			EXPORTS			COVERAGE E/I	
	2022	2023	Evol. %	2022	2023	Evol. %	2022	2023
o.w. tarpaulins, sunblinds & alike	21,054	23,253	10.4	26,200	21,193	-19.1	124	91
o.w. other : floorcloths, dishcloths etc	77,913	84,439	8.4	137,052	128,461	-6.3	176	152
o.w. medical textiles*	673,057	659,316	-2.0	665,137	789,860	18.8	99	120
o.w. glass fibers and articles thereof*	148,308	141,777	-4.4	271,892	205,705	-24.3	183	145
o.w. sanitary towels, tampons and napkins*	3,256	3,330	2.3	8,921	6,634	-25.6	274	199
o.w. other textiles (outside CH 50-63)*	70,961	81,453	14.8	146,121	133,193	-8.8	206	164
Worn clothing and other worn articles	23,086	25,058	8.5	5,525	5,688	2.9	24	23
Home textiles	14,408	12,961	-10.0	346,261	295,792	-14.6	2,403	2,282
Bedlinen, table, toilet and kitchen linen	6,448	4,978	-22.8	241,133	197,897	-17.9	3,739	3,975
o.w. Bedlinen, woven	3,060	2,065	-32.5	169,101	130,268	-23.0	5,526	6,309
o.w. toilet linen	1,906	1,673	-12.2	40,029	38,810	-3.0	2,100	2,319
o.w. table linen, woven	984	823	-16.4	22,075	22,718	2.9	2,243	2,761
Curtains	1,911	1,984	3.8	22,117	17,858	-19.3	1,157	900
Other furnishing articles	2,759	2,457	-11.0	25,827	25,955	0.5	936	1,057
Workwear	12,768	6,495	-49.1	17,110	20,587	20.3	134	317
Men's ensembles	103	105	1.9	451	460	1.9	438	438
Men's jackets	249	226	-9.1	2,038	2,565	25.9	819	1,134
Men's trousers	850	1,175	38.3	4,409	4,506	2.2	519	383
Men's overalls	353	60	-82.9	464	467	0.7	132	773
Other men's workwear	3,683	1,008	-72.6	1,354	2,065	52.5	37	205
Women's ensembles	389	60	-84.5	107	97	-9.3	28	161
Women's jackets	146	131	-10.6	1,936	1,926	-0.5	1,324	1,474
Women's trousers	687	971	41.3	2,536	4,046	59.5	369	417
Women's overalls	67	31	-54.2	234	416	78.3	347	1,352
Other women's workwear	6,242	2,728	-56.3	3,581	4,038	12.8	57	148
Men's Clothing (incl. workwear)	86,410	88,683	2.6	1,007,693	971,249	-3.6	1,166	1,095
Overcoats	14,253	15,741	10.4	220,868	214,521	-2.9	1,550	1,363
o.w. woven	11,348	13,174	16.1	195,051	197,073	1.0	1,719	1,496
Suits	1,735	2,312	33.3	118,120	111,621	-5.5	6,810	4,829
o.w. woven	1,415	2,111	49.2	115,882	109,490	-5.5	8,187	5,186
Ensembles	1,508	1,659	10.0	6,669	13,337	100.0	442	804
o.w. woven	1,009	1,150	14.0	4,367	11,022	152.4	433	959
Jackets and blazers	12,305	12,840	4.3	148,914	171,594	15.2	1,210	1,336
o.w. woven	10,510	11,331	7.8	135,284	157,116	16.1	1,287	1,387
Trousers	28,137	28,324	0.7	243,978	198,980	-18.4	867	703
o.w. woven	20,270	21,155	4.4	186,529	162,274	-13.0	920	767
Shirts	16,211	19,233	18.6	199,068	203,734	2.3	1,228	1,059
o.w. woven	12,400	14,782	19.2	139,325	145,664	4.6	1,124	985
Underpants, briefs, etc.	2,251	2,337	3.8	19,853	13,092	-34.1	882	560
o.w. knitted	1,224	1,448	18.3	11,685	9,096	-22.2	955	628
Swimwear	1,677	1,526	-9.0	19,064	17,200	-9.8	1,137	1,127
Tracksuits	3,063	2,824	-7.8	22,548	15,214	-32.5	736	539
Women's Clothing (incl. workwear)	293,550	311,074	6.0	1,994,127	1,840,166	-7.7	679	592
Overcoats	14,163	21,483	51.7	317,424	302,555	-4.7	2,241	1,408
o.w. woven	11,247	17,812	58.4	284,210	275,613	-3.0	2,527	1,547
Suits	2,159	1,628	-24.6	72,009	14,426	-80.0	3,336	886
o.w. woven	1,316	1,155	-12.3	66,589	10,480	-84.3	5,059	907
Ensembles	3,294	2,946	-10.5	11,153	9,875	-11.5	339	335
o.w. woven	2,334	2,061	-11.7	8,249	7,841	-4.9	353	380
Jackets	13,594	19,084	40.4	192,883	191,101	-0.9	1,419	1,001
o.w. woven	12,247	17,562	43.4	167,358	162,601	-2.8	1,367	926
Skirts and dresses	105,260	138,664	31.7	589,492	625,665	6.1	560	451
o.w. woven	79,959	106,861	33.6	468,549	490,415	4.7	586	459
Trousers	72,340	72,094	-0.3	369,674	299,789	-18.9	511	416
o.w. woven	63,927	64,420	0.8	309,477	254,315	-17.8	484	395
Blouses	17,731	17,725	0.0	184,870	164,436	-11.1	1,043	928
o.w. woven	13,378	13,593	1.6	162,072	140,011	-13.6	1,211	1,030
Slips, petticoats, etc.	7,288	7,141	-2.0	42,403	43,123	1.7	582	604
o.w. knitted	5,222	4,745	-9.1	20,001	29,666	48.3	383	625
Swimwear	6,841	7,259	6.1	35,957	33,575	-6.6	526	463
Tracksuits	37,059	11,866	-68.0	88,482	81,404	-8.0	239	686
Others (knitted and woven)	163,289	170,177	4.2	1,766,678	1,579,372	-10.6	1,082	928
Babies' garments	3,677	2,764	-24.8	68,732	43,662	-36.5	1,869	1,580
o.w. knitted or crocheted	2,652	1,901	-28.3	43,327	26,079	-39.8	1,634	1,372
T-shirts	34,971	38,869	11.1	290,693	239,014	-17.8	831	615
Jerseys, pullovers, cardigans	40,996	44,187	7.8	594,501	570,805	-4.0	1,450	1,292
Special garments	16,160	14,011	-13.3	211,631	176,978	-16.4	1,310	1,263
o.w. woven	15,108	13,094	-13.3	203,273	170,973	-15.9	1,345	1,306
Other garments, knitted or crocheted	24,827	16,772	-32.4	165,889	161,364	-2.7	668	962
Gloves	5,301	4,093	-22.8	13,039	14,538	11.5	246	355
Ties, bow ties, and cravats	866	1,083	25.1	41,590	42,136	1.3	4,804	3,892
Shawls, scarves, mufflers, mantillas, etc	4,568	3,899	-14.7	152,982	149,695	-2.1	3,349	3,840
Panty hose, tights, stockings, socks, etc	17,664	15,062	-14.7	60,726	47,828	-21.2	344	318
Brassières, girdles, corsets, etc.	8,349	8,088	-3.1	37,542	33,325	-11.2	450	412
Other accessories	5,480	20,798	279.5	129,800	100,707	-22.4	2,368	484
Total Textiles (CH 50-60 + 63 + others*)	2,186,368	2,305,091	5.4	4,181,165	3,990,383	-4.6	191	173
Total Textile - (CH 50-60 + 63)	1,290,786	1,419,215	9.9	3,089,094	2,854,991	-7.6	239	201
Total Clothing - (CH 61+62)	561,278	601,578	7.2	4,771,659	4,395,076	-7.9	850	731
Total (CH 50-63)	1,852,064	2,020,793	9.1	7,860,753	7,250,067	-7.8	424	359

* including technical textiles from HS chapters 30, 39, 40, 48, 68, 69, 70 and 96

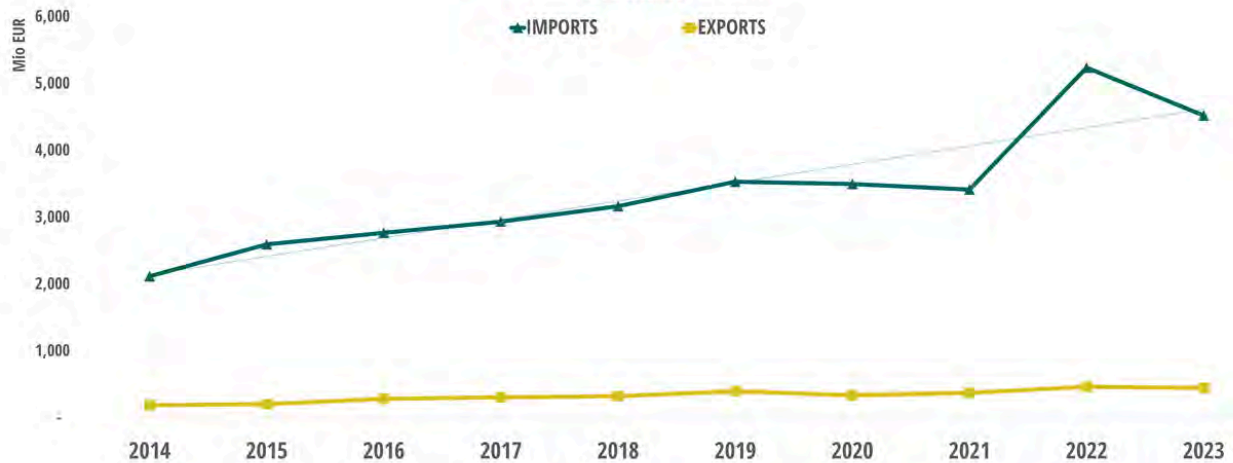
VIETNAM



EU-27 yearly evolution of T&C trade

Vietnam	IMPORTS			EXPORTS			TRADE BALANCE		
Unit : €	TEXTILE	CLOTHING	TOTAL	TEXTILE	CLOTHING	TOTAL	TEXTILE	CLOTHING	TOTAL
Year									
2014	251,211,573	1,870,094,545	2,121,306,118	176,284,163	16,939,967	193,224,130	-74,927,410	-1,853,154,578	-1,928,081,988
2015	278,822,057	2,318,992,574	2,597,814,631	180,110,944	27,209,954	207,320,898	-98,711,115	-2,291,782,620	-2,390,493,735
2016	292,387,818	2,477,506,481	2,769,894,299	245,796,935	41,461,411	287,258,346	-46,590,883	-2,436,045,069	-2,482,635,952
2017	317,398,794	2,618,988,644	2,936,387,438	256,436,882	54,128,607	310,565,489	-60,961,910	-2,564,860,038	-2,625,821,948
2018	346,296,207	2,821,253,525	3,167,549,732	261,440,974	65,192,330	326,633,304	-84,855,231	-2,756,061,195	-2,840,916,426
2019	415,797,034	3,118,052,095	3,533,849,129	324,101,085	78,454,423	402,555,508	-91,695,948	-3,039,597,672	-3,131,293,620
2020	744,017,467	2,756,304,480	3,500,321,947	271,768,866	67,031,418	338,800,284	-472,248,601	-2,689,273,062	-3,161,521,663
2021	554,753,554	2,861,363,870	3,416,117,424	310,247,554	65,526,850	375,774,404	-244,506,000	-2,795,837,020	-3,040,343,020
2022	812,764,318	4,425,684,678	5,238,448,996	359,897,616	107,693,894	467,591,510	-452,866,701	-4,317,990,784	-4,770,857,485
2023	737,846,509	3,786,001,337	4,523,847,846	361,222,484	91,563,636	452,786,120	-376,624,021	-3,694,437,700	-4,071,061,721

EXTRA EU-27 Evolution of T&C trade Vietnam



VIETNAM



EU-27 (External Trade) Textile and Clothing Trade

Country : Vietnam		IMPORTS			EXPORTS			COVERAGE E/I	
Unit : 1000 €		2022	2023	Evol. %	2022	2023	Evol. %	2022	2023
Natural fibers		2,347	3,928	67.3	10,631	22,911	115.5	453	583
Silk		1,974	2,319	17.5		2			-
o.w. raw silk		1,974	2,317	17.4					
Wool, fine or coarse animal hair		2	119	5200.6	282	348	23.2	12,571	292
o.w. wool, not carded or combed		2			253	0	-100.0	12,614	
o.w. wool and fine or coarse animal hair		0	1	347.6	29	345	1108.9	12,204	32,962
Cotton		216	1,449	570.7	5,871	15,254	159.8	2,717	1,053
Other vegetable fibres		155	41	-73.9	4,478	7,308	63.2	2,885	18,016
o.w. flax			0		4,478	7,308	63.2		6,354,416
Man-made fibres		39,222	39,819	1.5	7,692	6,569	-14.6	20	16
Synthetic staple & tow		38,882	39,492	1.6	758	178	-76.5	2	-
Artificial staple & tow		336	246	-26.9	6,028	5,899	-2.1	1,792	2,398
Yarns and Threads		149,128	169,759	13.8	16,958	17,010	0.3	11	10
Silk		3,431	5,565	62.2	9	71	668.2	-	1
Wool		14,608	14,372	-1.6	7,606	5,469	-28.1	52	38
o.w. carded wool, n.p.r.s.		18	1	-95.2	1,570	1,218	-22.4	8,778	141,841
o.w. combed wool, n.p.r.s.		14,587	14,369	-1.5	4,967	4,113	-17.2	34	29
Cotton		3,855	7,489	94.3	1,531	4,028	163.1	40	54
o.w. cotton yarn, n.p.r.s.		3,854	7,485	94.2	1,492	3,729	149.9	39	50
o.w. cotton yarn, p.r.s.		1	4	494.2	39	300	666.6	6,519	8,410
Other - Vegetable yarns		73	43	-40.2	578	384	-33.5	795	884
Man-made filaments yarns		105,384	116,725	10.8	6,532	6,424	-1.6	6	6
o.w. sewing thread		14	320	2112.1	1,262	1,712	35.7	8,723	535
o.w. synthetic filament yarn		93,230	104,075	11.6	3,287	3,101	-5.7	4	3
o.w. artificial filament yarn		21	0	-99.1	1,395	1,379	-1.1	6,567	708,877
o.w. synthetic monofilament		11,153	12,327	10.5	581	232	-60.1	5	2
Man made spun yarns		21,777	25,565	17.4	702	632	-9.9	3	2
o.w. man made spun yarns, n.p.r.s.		21,696	25,500	17.5	438	400	-8.6	2	2
o.w. man made spun yarns, p.r.s.		82	64	-21.5	264	232	-12.0	321	360
Woven fabrics		16,643	18,001	8.2	118,341	129,001	9.0	711	717
Silk		28	119	323.1	929	771	-17.0	3,295	646
Wool		6	15	151.1	32,569	26,924	-17.3	548,856	180,694
o.w. carded wool		5	1	-72.7	10,328	10,356	0.3	223,989	823,874
o.w. combed wool		1	14	931.2	22,239	16,568	-25.5	1,680,894	121,436
Cotton		1,670	3,439	105.9	30,162	29,468	-2.3	1,806	857
o.w. cotton, unbleached		139	249	79.0	438	184	-58.0	315	74
o.w. cotton, dyed		150	542	261.7	4,949	5,387	8.9	3,301	994
o.w. denim fabric		14	24	74.4	2,774	3,152	13.6	19,967	13,009
Other fabrics		168	236	40.0	7,759	13,184	69.9	4,609	5,593
o.w. flax		6	174	2758.0	7,750	13,184	70.1	127,118	7,567
Synthetic and artificial filament yarn		4,629	4,672	0.9	22,798	20,833	-8.6	493	446
o.w. synthetic filament yarn		4,624	4,619	-0.1	21,046	19,734	-6.2	455	427
o.w. artificial filament yarn		4	53	1190.3	1,752	1,099	-37.3	42,540	2,068
Synthetic and artificial staple fibres		2,321	2,397	3.3	13,220	17,736	34.2	570	740
o.w. containing > 85% of synthetic		29	44	55.2	1,709	2,175	27.3	5,972	4,899
o.w. containing < 85% of synthetic		200	514	157.6	230	314	36.8	115	61
o.w. containing < 85% synthetic mixed natural fibres		1,754	415	-76.3	3,600	6,713	86.4	205	1,618
o.w. other synthetics		333	1,387	317.2	5,847	6,953	18.9	1,758	501
o.w. artificial staple fibres		7	37	448.4	1,835	1,581	-13.9	27,117	4,260
Special woven fabrics		7,819	7,122	-8.9	10,903	20,085	84.2	139	282
o.w. pile fabrics		15	10	-37.8	2,203	1,758	-20.2	14,369	18,434
o.w. narrow woven fabrics		6,133	5,486	-10.6	5,848	15,184	159.6	95	277
o.w. labels, badges		920	837	-9.0	1,812	1,501	-17.2	197	179
o.w. embroidery		60	291	388.2	64	178	178.4	107	61
o.w. handwoven tapestries & quilted products		1	43	3029.7	177	515	190.9	12,912	1,200
Knitted fabrics		18,653	11,324	-39.3	56,092	36,259	-35.4	301	320
Pile fabrics		261	333	27.5	5,663	4,035	-28.7	2,168	1,211
< 30 cm; w 5% or more elastome		73	47	-36.5	675	233	-65.5	918	500
> 30 cm; w 5% or more elastome		12,329	6,017	-51.2	31,237	19,082	-38.9	253	317
Curtain fabrics and raschel lace		1,917	1,284	-33.0	4,486	2,668	-40.5	234	208
Other fabrics		4,072	3,643	-10.5	14,032	10,240	-27.0	345	281
Carpets		74,360	66,049	-11.2	2,477	2,096	-15.4	3	3
Knotted carpets		0	10	2399.0	249	166	-33.3	62,650	1,672
Woven carpets		877	704	-19.7	493	386	-21.6	56	55
Tufted carpets		73,053	65,139	-10.8	1,652	1,346	-18.5	2	2
Carpets of felt		1	0	-47.3	58			9,445	
Technical textiles (excl. Woven fabrics)*		538,171	438,601	-18.5	156,040	154,366	-1.1	29	35
Wadding, felt, nonwovens, rubber thread, twine, cordage, etc.		28,463	19,829	-30.3	60,273	70,748	17.4	212	357
o.w. felt		172	544	216.8	1,253	1,096	-12.6	730	202
o.w. nonwovens		16,970	10,939	-35.5	48,850	58,752	20.3	288	537
o.w. special yarn		46	12	-74.7	180	178	-1.2	395	1,540
o.w. twine, rope		1,099	1,362	24.0	3,715	5,216	40.4	338	383
o.w. nets		8,086	5,995	-25.9	317	155	-51.0	4	3
Impregnated, coated, etc., textile fabrics		121,025	109,392	-9.6	74,150	60,063	-19.0	61	55
o.w. tyre cord fabric		113,654	102,196	-10.1	112	164	46.2	-	-
o.w. fabrics impregnated, coated etc.		5,306	4,141	-22.0	65,520	51,941	-20.7	1,235	1,254
o.w. textile products, articles for technical uses		654	564	-13.7	4,480	5,009	11.8	685	888
Other made up textile articles		386,861	308,322	-20.3	21,615	23,554	9.0	6	8
o.w. sacks and bags		20,811	18,591	-10.7	2,286	1,217	-46.8	11	7

VIETNAM



EU-27 (External Trade) Textile and Clothing Trade

Country : Vietnam								
Unit : 1000 €								
	IMPORTS			EXPORTS			COVERAGE E/I	
	2022	2023	Evol. %	2022	2023	Evol. %	2022	2023
o.w. tarpaulins, sunblinds & alike	49,084	49,150	0.1	63	196	210.7	-	-
o.w. other : floorcloths, dishcloths etc	256,092	204,303	-20.2	1,832	1,763	-3.7	1	1
o.w. medical textiles*	946	410	-56.6	8,320	8,402	1.0	879	2,047
o.w. glass fibers and articles thereof*	5,109	4,320	-15.4	3,330	4,068	22.2	65	94
o.w. sanitary towels, tampons and napkins*	153	119	-22.4	143	350	145.7	93	295
o.w. other textiles (outside CH 50-63)*	56,488	32,487	-42.5	5,643	7,557	33.9	10	23
Worn clothing and other worn articles	125	353	181.3	728	186	-74.5	581	53
Home textiles	36,783	27,313	-25.7	1,101	850	-22.8	3	3
Bedlinen, table, toilet and kitchen linen	13,442	7,014	-47.8	517	355	-31.2	4	5
o.w. Bedlinen, woven	3,860	1,905	-50.7	248	150	-39.4	6	8
o.w. toilet linen	3,297	2,554	-22.5	135	141	4.2	4	6
o.w. table linen, woven	728	616	-15.4	122	55	-54.5	17	9
Curtains	10,884	8,580	-21.2	116	158	35.3	1	2
Other furnishing articles	11,772	11,214	-4.7	122	48	-60.4	1	-
Workwear	163,000	119,959	-26.4	225	448	99.3	-	-
Men's ensembles	381	134	-64.8	37	21	-43.1	10	15
Men's jackets	13,640	8,111	-40.5	42	60	42.5	-	1
Men's trousers	110,495	81,111	-26.6	39	62	58.1	-	-
Men's overalls	16,819	11,908	-29.2	11	278	2447.1	-	2
Other men's workwear	9,619	6,524	-32.2	56	15	-72.7	1	-
Women's ensembles	155	388	150.9	11	-	-	7	-
Women's jackets	539	229	-57.4	4	2	-45.1	1	1
Women's trousers	4,732	6,017	27.2	15	5	-67.7	-	-
Women's overalls	740	278	-62.4	-	0	-	-	-
Other women's workwear	5,881	5,259	-10.6	10	5	-46.9	-	-
Men's Clothing (incl. workwear)	1,411,476	1,171,521	-17.0	14,759	13,937	-5.6	1	1
Overcoats	482,261	391,061	-18.9	1,647	986	-40.1	-	-
o.w. woven	430,374	347,062	-19.4	1,444	814	-43.7	-	-
Suits	775	3,036	291.6	578	671	16.1	75	22
o.w. woven	759	2,990	293.9	560	657	17.2	74	22
Ensembles	665	1,394	109.7	399	891	123.5	60	64
o.w. woven	464	390	-15.9	256	139	-45.6	55	36
Jackets and blazers	46,413	43,660	-5.9	1,410	1,176	-16.6	3	3
o.w. woven	40,921	37,027	-9.5	1,271	1,079	-15.1	3	3
Trousers	522,078	401,435	-23.1	5,712	3,823	-33.1	1	1
o.w. woven	444,094	335,981	-24.3	4,839	3,311	-31.6	1	1
Shirts	229,472	220,710	-3.8	4,365	5,610	28.5	2	3
o.w. woven	135,566	124,419	-8.2	2,441	2,334	-4.4	2	2
Underpants, briefs, etc.	61,497	42,850	-30.3	99	559	463.7	-	1
o.w. knitted	58,615	39,617	-32.4	78	113	44.5	-	-
Swimwear	21,389	22,445	4.9	31	93	201.1	-	-
Tracksuits	36,476	37,389	2.5	448	25	-94.5	1	-
Women's Clothing (incl. workwear)	1,492,807	1,331,956	-10.8	55,631	45,660	-17.9	4	3
Overcoats	547,645	453,213	-17.2	1,864	1,536	-17.6	-	-
o.w. woven	448,463	382,510	-14.7	1,557	1,276	-18.1	-	-
Suits	447	678	51.7	48	39	-18.7	11	6
o.w. woven	371	609	64.4	24	4	-85.0	7	1
Ensembles	939	1,833	95.2	14,129	14,157	0.2	1,505	772
o.w. woven	491	801	63.2	14,042	14,114	0.5	2,862	1,763
Jackets	91,642	101,449	10.7	14,480	11,023	-23.9	16	11
o.w. woven	80,496	90,150	12.0	1,906	1,786	-6.3	2	2
Skirts and dresses	96,262	96,920	0.7	8,191	6,773	-17.3	9	7
o.w. woven	59,812	63,108	5.5	5,852	4,818	-17.7	10	8
Trousers	478,702	412,858	-13.8	5,117	2,803	-45.2	1	1
o.w. woven	230,076	219,147	-4.7	4,571	2,373	-48.1	2	1
Blouses	95,922	85,316	-11.1	2,928	1,792	-38.8	3	2
o.w. woven	55,261	54,687	-1.0	2,066	1,584	-23.3	4	3
Slips, petticoats, etc.	82,048	66,720	-18.7	139	56	-59.6	-	-
o.w. knitted	76,615	61,232	-20.1	85	44	-48.1	-	-
Swimwear	62,550	73,180	17.0	84	72	-14.8	-	-
Tracksuits	28,722	30,384	5.8	704	613	-12.9	2	2
Others (knitted and woven)	1,521,109	1,281,182	-15.8	37,297	31,951	-14.3	2	2
Babies' garments	30,822	18,408	-40.3	2,636	980	-62.8	9	5
o.w. knitted or crocheted	19,887	10,601	-46.7	681	266	-60.9	3	3
T-shirts	318,531	311,401	-2.2	8,578	7,025	-18.1	3	2
Jerseys, pullovers, cardigans	365,001	285,075	-21.9	6,097	5,660	-7.2	2	2
Special garments	334,447	288,690	-13.7	2,532	4,389	73.3	1	2
o.w. woven	302,770	270,882	-10.5	2,411	4,048	67.8	1	1
Other garments, knitted or crocheted	46,645	33,859	-27.4	3,372	3,284	-2.6	7	10
Gloves	132,415	98,421	-25.7	743	646	-13.1	1	1
Ties, bow ties, and cravats	3,133	2,401	-23.4	3,971	2,326	-41.4	127	97
Shawls, scarves, mufflers, mantillas, etc	2,193	2,634	20.1	1,993	2,362	18.5	91	90
Pantyhose, tights, stockings, socks, etc	50,192	40,968	-18.4	966	1,151	19.2	2	3
Brassières, girdles, corsets, etc.	182,491	158,027	-13.4	535	319	-40.4	-	-
Other accessories	7,134	5,260	-26.3	9,294	5,557	-40.2	130	106
Total Textiles (CH 50-60 + 63 + others*)	875,460	775,186	-11.5	377,333	381,439	1.1	43	49
Total Textile - (CH 50-60 + 63)	812,764	737,850	-9.2	359,898	361,061	0.3	44	49
Total Clothing - (CH 61+62)	4,425,685	3,785,220	-14.5	107,694	91,549	-15.0	2	2
Total (CH 50-63)	5,238,449	4,523,069	-13.7	467,592	452,610	-3.2	9	10

* including technical textiles from HS chapters 30, 39, 40, 48, 68, 69, 70 and 96

EXTRA EU-27 BY MAIN PARTNERS

2014 - 2023 YEARLY EVOLUTION & ANALYSIS BY PRODUCT FAMILY

BY REGION:

ASEAN

BRUNEI DARUSSALAM, CAMBODIA, INDONESIA, LAOS, MALAYSIA,
MYANMAR, PHILIPPINES, SINGAPORE, THAILAND, VIETNAM

MERCOSUR

ARGENTINA, BRAZIL, PARAGUAY, URUGUAY

PANEUROMED

ALBANIA, ALGERIA, BOSNIA AND HERZEGOVINA, EGYPT, FAROES,
MACEDONIA, GEORGIA, ICELAND, ISRAEL, JORDAN, KOSOVO,
LEBANON, LIECHTENSTEIN, MOLDOVA, MONTENEGRO, MOROCCO,
NORWAY, PALESTINIAN, SERBIA, SWITZERLAND, SYRIA, TUNISIA,
TÜRKIYE, UKRAINE

ASEAN

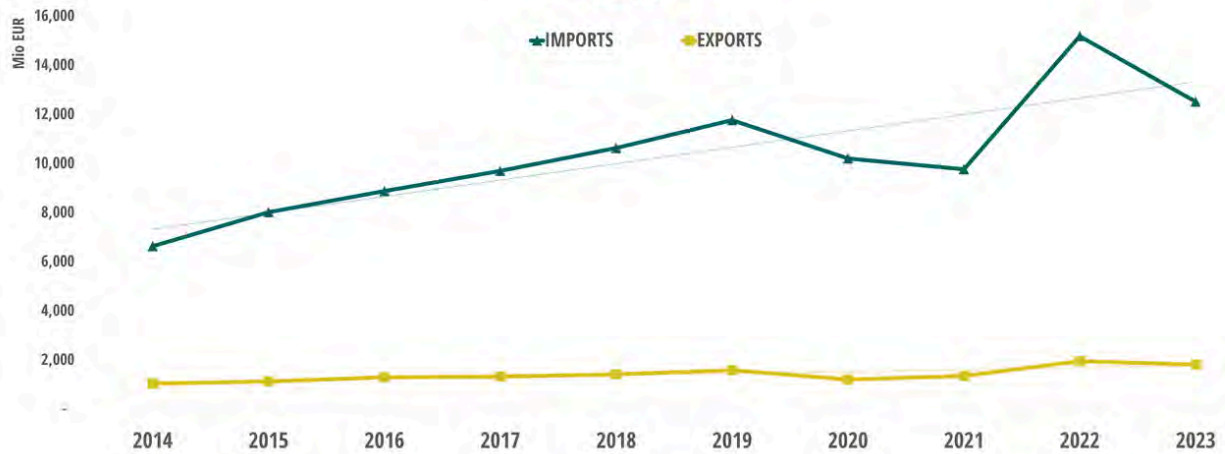
BRUNEI DARUSSALAM, CAMBODIA, INDONESIA, LAOS, MALAYSIA, MYANMAR, PHILIPPINES, SINGAPORE, THAILAND, VIETNAM



EU-27 yearly evolution of T&C trade

ASEAN	IMPORTS			EXPORTS			TRADE BALANCE		
Unit : €	TEXTILE	CLOTHING	TOTAL	TEXTILE	CLOTHING	TOTAL	TEXTILE	CLOTHING	TOTAL
Year									
2014	1,020,853,665	5,611,793,067	6,632,646,732	660,099,901	379,974,432	1,040,074,333	-360,753,764	-5,231,818,635	-5,592,572,399
2015	1,058,470,859	6,960,251,755	8,018,722,614	693,401,088	436,674,870	1,130,075,958	-365,069,767	-6,523,576,885	-6,888,646,652
2016	1,052,067,249	7,825,945,113	8,878,012,362	815,764,768	487,007,510	1,302,772,278	-236,302,482	-7,338,937,603	-7,575,240,085
2017	1,126,696,931	8,577,100,993	9,703,797,924	790,540,386	540,351,066	1,330,891,452	-336,156,545	-8,036,749,928	-8,372,906,473
2018	1,108,542,609	9,522,202,078	10,630,744,687	810,575,733	610,043,741	1,420,619,474	-297,966,875	-8,912,158,335	-9,210,125,210
2019	1,155,821,075	10,614,386,935	11,770,208,010	879,776,450	707,656,023	1,587,432,473	-276,044,624	-9,906,730,912	-10,182,775,536
2020	1,357,512,336	8,847,194,016	10,204,706,352	720,558,604	490,357,408	1,210,916,012	-636,953,732	-8,356,836,608	-8,993,790,340
2021	1,186,256,762	8,585,167,519	9,771,424,281	805,377,319	549,163,908	1,354,541,227	-380,879,443	-8,036,003,611	-8,416,883,054
2022	1,601,876,783	13,582,573,012	15,184,449,795	955,899,872	1,001,748,881	1,957,648,753	-645,976,910	-12,580,824,133	-13,226,801,043
2023	1,312,038,657	11,207,610,364	12,519,649,021	932,982,424	885,774,595	1,818,757,019	-379,056,234	-10,321,835,770	-10,700,892,004

EXTRA EU-27 Evolution of T&C trade ASEAN



ASEAN

BRUNEI DARUSSALAM, CAMBODIA, INDONESIA, LAOS, MALAYSIA, MYANMAR, PHILIPPINES,
SINGAPORE, THAILAND, VIETNAM



EU-27 (External Trade) Textile and Clothing Trade

Country : ASEAN	IMPORTS			EXPORTS			COVERAGE E/I	
	2022	2023	Evol. %	2022	2023	Evol. %	2022	2023
Unit : 1000 €								
Natural fibers	6,534	9,051	38.5	57,677	64,805	12.4	883	716
Silk	2,758	2,338	-15.2	10	8	-20.0	-	-
o.w. raw silk	2,012	2,318	15.2	8	8	0.0	-	-
Wool, fine or coarse animal hair	425	623	46.4	722	462	-36.1	170	74
o.w. wool, not carded or combed	2	2	-28.8	253	33	-86.8	11,894	2,204
o.w. wool and fine or coarse animal hair	383	99	-74.2	450	426	-5.4	117	430
Cotton	2,781	2,810	1.0	49,254	53,925	9.5	1,771	1,919
Other vegetable fibres	570	3,280	475.8	7,701	10,408	35.2	1,352	317
o.w. flax	1	0	-90.5	7,604	10,322	35.7	557,090	7,947,007
Man-made fibres	188,715	149,641	-20.7	61,413	61,215	-0.3	33	41
Synthetic staple & tow	125,888	114,256	-9.2	6,191	4,279	-30.9	5	4
Artificial staple & tow	56,795	30,855	-45.7	53,816	55,526	3.2	95	180
Yarns and Threads	436,617	358,201	-18.0	49,999	46,088	-7.8	11	13
Silk	4,649	6,463	39.0	75	105	40.7	2	2
Wool	42,749	31,144	-27.1	13,081	8,850	-32.3	31	28
o.w. carded wool, n.p.r.s.	19	4	-77.7	2,963	2,130	-28.1	15,762	50,716
o.w. combed wool, n.p.r.s.	42,726	31,124	-27.2	8,646	6,488	-25.0	20	21
Cotton	21,841	18,635	-14.7	3,469	5,066	46.0	16	27
o.w. cotton yarn, n.p.r.s.	21,749	18,566	-14.6	2,858	4,262	49.1	13	23
o.w. cotton yarn, p.r.s.	92	69	-24.6	610	804	31.8	666	1,165
Other - Vegetable yarns	542	208	-61.6	1,272	619	-51.3	234	297
Man-made filaments yarns	195,245	189,425	-3.0	29,523	29,137	-1.3	15	15
o.w. sewing thread	1,894	918	-51.6	3,528	3,186	-9.7	186	347
o.w. synthetic filament yarn	178,792	174,635	-2.3	10,479	13,652	30.3	6	8
o.w. artificial filament yarn	334	136	-59.5	7,646	7,913	3.5	2,286	5,836
o.w. synthetic monofilament	13,178	13,717	4.1	7,837	4,351	-44.5	59	32
Man made spun yarns	171,591	112,325	-34.5	2,580	2,311	-10.4	2	2
o.w. man made spun yarns, n.p.r.s.	169,414	110,729	-34.6	2,061	1,823	-11.6	1	2
o.w. man made spun yarns, p.r.s.	2,177	1,596	-26.7	518	488	-5.8	24	31
Woven fabrics	102,864	82,207	-20.1	255,327	253,875	-0.6	248	309
Silk	761	683	-10.2	2,155	2,452	13.8	283	359
Wool	169	192	13.7	62,819	56,037	-10.8	37,262	29,244
o.w. carded wool	73	103	41.4	15,423	14,024	-9.1	21,211	13,643
o.w. combed wool	96	89	-7.0	47,393	42,012	-11.4	49,606	47,297
Cotton	25,149	17,854	-29.0	47,795	43,828	-8.3	190	245
o.w. cotton, unbleached	7,382	5,411	-26.7	652	356	-45.5	9	7
o.w. cotton, dyed	3,446	2,573	-25.3	7,863	7,658	-2.6	228	298
o.w. denim fabric	134	30	-77.4	3,110	3,325	6.9	2,317	10,970
Other fabrics	1,452	1,532	5.5	16,464	20,383	23.8	1,134	1,331
o.w. flax	1,024	1,047	2.2	16,440	20,248	23.2	1,605	1,934
Synthetic and artificial filament yarn	31,978	24,544	-23.2	47,738	41,471	-13.1	149	169
o.w. synthetic filament yarn	31,051	24,160	-22.2	43,254	37,235	-13.9	139	154
o.w. artificial filament yarn	927	384	-58.5	4,485	4,236	-5.5	484	1,103
Synthetic and artificial staple fibres	15,796	11,088	-29.8	40,434	42,566	5.3	256	384
o.w. containing > 85% of synthetic	618	711	15.1	15,500	16,385	5.7	2,510	2,305
o.w. containing < 85% of synthetic	7,438	2,961	-60.2	518	738	42.5	7	25
o.w. containing < 85% synthetic mixed natural fibres	2,825	2,045	-27.6	9,748	11,188	14.8	345	547
o.w. other synthetics	4,470	4,859	8.7	10,899	11,108	1.9	244	229
o.w. artificial staple fibres	444	511	15.1	3,769	3,147	-16.5	848	615
Special woven fabrics	27,556	26,313	-4.5	37,897	47,091	24.3	138	179
o.w. pile fabrics	322	240	-25.5	4,191	4,296	2.5	1,303	1,793
o.w. narrow woven fabrics	12,975	13,147	1.3	18,360	26,027	41.8	142	198
o.w. labels, badges	2,232	2,003	-10.3	6,302	5,461	-13.3	282	273
o.w. embroidery	6,178	6,024	-2.5	874	893	2.2	14	15
o.w. handwoven tapestries & quilted products	85	103	21.3	649	605	-6.7	764	587
Knitted fabrics	47,876	33,195	-30.7	96,000	70,552	-26.5	201	213
Pile fabrics	2,040	1,409	-30.9	10,581	6,443	-39.1	519	457
< 30 cm; w 5% or more elastome	786	431	-45.2	5,294	4,802	-9.3	674	1,115
> 30 cm; w 5% or more elastome	19,611	11,519	-41.3	48,390	35,721	-26.2	247	310
Curtain fabrics and raschel lace	14,262	11,903	-16.5	10,752	7,534	-29.9	75	63
Other fabrics	11,177	7,934	-29.0	20,982	16,051	-23.5	188	202
Carpets	84,271	72,713	-13.7	17,958	21,749	21.1	21	30
Knotted carpets	243	212	-12.8	1,007	2,008	99.3	414	947
Woven carpets	2,315	1,546	-33.2	4,753	5,309	11.7	205	343
Tufted carpets	80,166	70,455	-12.1	10,121	10,816	6.9	13	15
Carpets of felt	37	44	21.2	1,155	2,409	108.5	3,157	5,430
Technical textiles (excl. Woven fabrics)*	1,032,560	783,784	-24.1	624,603	655,438	4.9	60	84
Wadding, felt, nonwovens, rubber thread, twine, cordage, etc.	77,555	56,933	-26.6	146,872	181,680	23.7	189	319
o.w. felt	417	593	42.2	3,250	3,329	2.4	779	562
o.w. nonwovens	29,604	20,524	-30.7	88,095	99,757	13.2	298	486
o.w. special yarn	104	110	5.2	2,248	1,742	-22.5	2,153	1,586
o.w. twine, rope	5,299	4,404	-16.9	16,889	21,474	27.1	319	488
o.w. nets	24,030	18,596	-22.6	1,529	1,811	18.4	6	10
Impregnated, coated, etc., textile fabrics	152,117	141,330	-7.1	204,099	172,656	-15.4	134	122
o.w. tyre cord fabric	116,823	105,322	-9.8	8,248	7,122	-13.7	7	7
o.w. fabrics impregnated, coated etc.	7,535	6,520	-13.5	109,228	82,470	-24.5	1,450	1,265
o.w. textile products, articles for technical uses	15,868	16,754	5.6	55,066	52,835	-4.1	347	315
Other made up textile articles	788,102	582,089	-26.1	273,617	301,095	10.0	35	52
o.w. sacks and bags	60,157	41,414	-31.2	6,581	4,207	-36.1	11	10

Unless specified, EU refers to EU27
Data source: IHS, based on EUROSTAT

ASEAN

BRUNEI DARUSSALAM, CAMBODIA, INDONESIA, LAOS, MALAYSIA, MYANMAR, PHILIPPINES,
SINGAPORE, THAILAND, VIETNAM



EU-27 (External Trade) Textile and Clothing Trade

Country : ASEAN	IMPORTS			EXPORTS			COVERAGE E/I		
	2022	2023	Evol. %	2022	2023	Evol. %	2022	2023	
Unit : 1000 €									
o.w. tarpaulins, sunblinds & alike	57,033	56,851	-0.3	1,132	1,995	76.2	2	4	
o.w. other : floorcloths, dishcloths etc	321,578	259,925	-19.2	19,056	18,868	-1.0	6	7	
o.w. medical textiles*	57,951	45,991	-20.6	196,298	223,571	13.9	339	486	
o.w. glass fibers and articles thereof*	198,489	121,742	-38.7	16,996	16,981	-0.1	9	14	
o.w. sanitary towels, tampons and napkins*	223	168	-24.6	176	427	141.9	79	253	
o.w. other textiles (outside CH 50-63)*	107,457	59,430	-44.7	33,391	35,053	5.0	31	59	
Worn clothing and other worn articles	4,044	3,663	-9.4	2,671	1,777	-33.5	66	49	
Home textiles	62,169	46,442	-25.3	20,054	18,600	-7.3	32	40	
Bedlinen, table, toilet and kitchen linen	26,806	16,431	-38.7	9,335	6,298	-32.5	35	38	
o.w. Bedlinen, woven	14,202	8,992	-36.7	4,058	1,234	-69.6	29	14	
o.w. toilet linen	5,164	4,042	-21.7	4,171	3,801	-8.9	81	94	
o.w. table linen, woven	1,612	1,172	-27.3	951	1,141	20.0	59	97	
Curtains	11,707	9,239	-21.1	4,341	4,475	3.1	37	48	
Other furnishing articles	16,855	15,496	-8.1	1,243	3,167	154.8	7	20	
Workwear	335,819	249,051	-25.8	4,012	8,515	112.2	1	3	
Men's ensembles	1,471	2,191	49.0	624	1,288	106.3	42	59	
Men's jackets	30,306	21,034	-30.6	305	1,956	540.4	1	9	
Men's trousers	222,315	163,520	-26.4	446	2,200	393.9	-	1	
Men's overalls	28,991	19,229	-33.7	347	686	97.3	1	4	
Other men's workwear	21,005	14,994	-28.6	1,608	1,610	0.1	8	11	
Women's ensembles	2,196	3,700	68.5	32	195	518.0	1	5	
Women's jackets	1,620	1,505	-7.1	79	46	-41.2	5	3	
Women's trousers	10,755	9,738	-9.5	166	97	-41.4	2	1	
Women's overalls	1,467	1,440	-1.8	3	9	157.8	-	1	
Other women's workwear	15,694	11,700	-25.4	402	428	6.5	3	4	
Men's Clothing (incl. workwear)	3,441,878	2,878,863	-16.4	200,463	175,702	-12.4	6	6	
Overcoats	1,217,038	1,011,841	-16.9	44,811	32,566	-27.3	4	3	
o.w. woven	978,697	829,513	-15.2	38,894	29,457	-24.3	4	4	
Suits	20,719	33,891	63.6	5,075	5,587	10.1	24	16	
o.w. woven	20,063	31,347	56.2	4,961	5,381	8.5	25	17	
Ensembles	5,995	7,162	19.5	1,611	3,049	89.3	27	43	
o.w. woven	2,893	3,386	17.0	1,272	1,899	49.3	44	56	
Jackets and blazers	121,178	110,727	-8.6	23,351	26,487	13.4	19	24	
o.w. woven	89,365	85,411	-4.4	21,192	25,237	19.1	24	30	
Trousers	1,284,001	1,001,364	-22.0	67,998	45,150	-33.6	5	5	
o.w. woven	869,241	708,007	-18.5	51,541	35,322	-31.5	6	5	
Shirts	503,868	496,401	-1.5	47,655	55,098	15.6	9	11	
o.w. woven	338,711	323,663	-4.4	32,386	34,290	5.9	10	11	
Underpants, briefs, etc.	148,737	92,912	-37.5	3,517	1,681	-52.2	2	2	
o.w. knitted	139,873	83,843	-40.1	3,117	893	-71.3	2	1	
Swimwear	57,049	51,143	-10.4	2,239	2,191	-2.2	4	4	
Tracksuits	60,777	56,685	-6.7	2,382	1,677	-29.6	4	3	
Women's Clothing (incl. workwear)	5,286,985	4,527,967	-14.4	411,824	338,333	-17.8	8	7	
Overcoats	1,642,016	1,309,058	-20.3	54,601	44,880	-17.8	3	3	
o.w. woven	1,283,325	1,031,247	-19.6	49,835	41,975	-15.8	4	4	
Suits	2,084	2,952	41.6	2,588	3,566	37.8	124	121	
o.w. woven	1,495	2,516	68.3	1,844	3,154	71.0	123	125	
Ensembles	10,279	10,904	6.1	16,448	16,061	-2.4	160	147	
o.w. woven	4,090	5,809	42.0	15,649	15,726	0.5	383	271	
Jackets	219,384	228,981	4.4	42,074	42,050	-0.1	19	18	
o.w. woven	171,528	192,095	12.0	27,389	30,389	11.0	16	16	
Skirts and dresses	499,181	518,308	3.8	94,315	91,578	-2.9	19	18	
o.w. woven	291,132	323,070	11.0	71,034	71,719	1.0	24	22	
Trousers	1,987,445	1,614,675	-18.8	85,818	46,598	-45.7	4	3	
o.w. woven	897,048	845,347	-5.8	71,070	39,308	-44.7	8	5	
Blouses	352,027	322,972	-8.3	48,092	31,220	-35.1	14	10	
o.w. woven	269,406	256,450	-4.8	41,141	27,070	-34.2	15	11	
Slips, petticoats, etc.	335,862	265,782	-20.9	5,270	4,126	-21.7	2	2	
o.w. knitted	300,464	226,118	-24.7	2,344	719	-69.3	1	-	
Swimwear	124,469	134,509	8.1	2,675	2,678	0.1	2	2	
Tracksuits	90,422	94,907	5.0	10,541	8,780	-16.7	12	9	
Others (knitted and woven)	4,852,406	3,798,438	-21.7	389,370	371,691	-4.5	8	10	
Babies' garments	186,415	130,535	-30.0	12,112	6,997	-42.2	6	5	
o.w. knitted or crocheted	148,457	101,656	-31.5	7,729	4,577	-40.8	5	5	
T-shirts	819,125	683,573	-16.5	103,735	89,002	-14.2	13	13	
Jerseys, pullovers, cardigans	1,702,124	1,338,747	-21.3	118,100	112,439	-4.8	7	8	
Special garments	968,960	774,604	-20.1	13,674	20,627	50.9	1	3	
o.w. woven	776,592	657,434	-15.3	12,917	19,433	50.4	2	3	
Other garments, knitted or crocheted	134,137	98,348	-26.7	20,242	14,877	-26.5	15	15	
Gloves	226,499	177,209	-21.8	3,158	3,490	10.5	1	2	
Ties, bow ties, and cravats	5,914	4,696	-20.6	12,016	10,298	-14.3	203	219	
Shawls, scarves, mufflers, mantillas, etc	13,151	12,675	-3.6	61,070	77,614	27.1	464	612	
Panty hose, tights, stockings, socks, etc	162,870	110,820	-32.0	5,317	4,477	-15.8	3	4	
Brassières, girdles, corsets, etc.	429,149	338,890	-21.0	3,010	2,805	-6.8	1	1	
Other accessories	18,706	15,883	-15.1	39,106	30,305	-22.5	209	191	
Total Textiles (CH 50-60 + 63 + others*)	1,965,997	1,539,370	-21.7	1,202,761	1,209,014	0.5	61	79	
Total Textile - (CH 50-60 + 63)	1,601,877	1,312,039	-18.1	955,900	932,982	-2.4	60	71	
Total Clothing - (CH 61+62)	13,582,573	11,207,610	-17.5	1,001,749	885,775	-11.6	7	8	
Total (CH 50-63)	15,184,450	12,519,649	-17.5	1,957,649	1,818,757	-7.1	13	15	

* including technical textiles from HS chapters 30, 39, 40, 48, 68, 69, 70 and 96

MERCOSUR

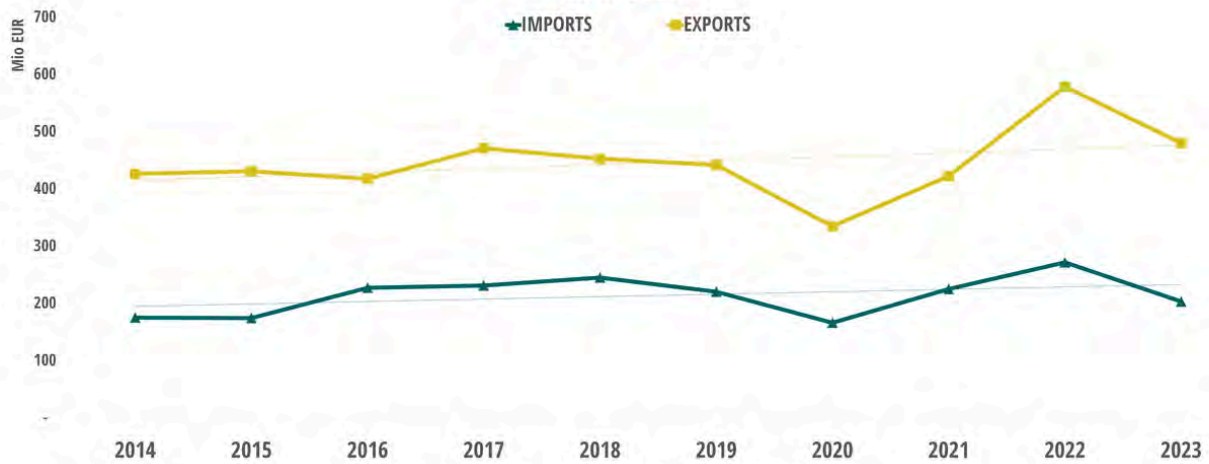
ARGENTINA, BRAZIL, PARAGUAY, URUGUAY



EU-27 yearly evolution of T&C trade

MERCOSUR	IMPORTS			EXPORTS			TRADE BALANCE		
Unit : €	TEXTILE	CLOTHING	TOTAL	TEXTILE	CLOTHING	TOTAL	TEXTILE	CLOTHING	TOTAL
Year									
2014	163,823,813	11,321,228	175,145,041	287,960,047	138,522,111	426,482,158	124,136,234	127,200,883	251,337,117
2015	160,089,134	14,199,539	174,288,673	292,528,427	138,513,936	431,042,363	132,439,292	124,314,398	256,753,690
2016	215,234,149	12,162,110	227,396,259	267,147,958	150,453,580	417,601,538	51,913,811	138,291,470	190,205,281
2017	218,292,849	12,922,086	231,214,935	296,700,746	174,534,262	471,235,008	78,407,899	161,612,177	240,020,076
2018	231,968,341	13,080,469	245,048,810	272,644,821	180,142,183	452,787,004	40,676,478	167,061,715	207,738,193
2019	207,780,415	12,585,458	220,365,873	249,751,557	192,103,446	441,855,003	41,971,139	179,517,988	221,489,127
2020	154,306,811	11,738,424	166,045,235	223,949,651	110,688,149	334,637,800	69,642,840	98,949,725	168,592,565
2021	206,212,011	18,953,808	225,165,819	264,070,221	158,522,431	422,592,652	57,858,210	139,568,623	197,426,833
2022	250,606,341	21,055,652	271,661,993	322,565,018	256,231,787	578,796,805	71,958,679	235,176,135	307,134,814
2023	179,287,048	23,973,015	203,260,063	302,885,569	177,428,703	480,314,272	123,598,520	153,455,687	277,054,207

EXTRA EU-27 Evolution of T&C trade MERCOSUR



MERCOSUR

ARGENTINA, BRAZIL, PARAGUAY, URUGUAY



EU-27 (External Trade) Textile and Clothing Trade

Country : MERCOSUR: Argentina, Brazil, Paraguay, Uruguay)									
Unit : 1000 €									
	IMPORTS			EXPORTS			COVERAGE E/I		
	2022	2023	Evol. %	2022	2023	Evol. %	2022	2023	
Natural fibres	216,185	147,555	-31.7	6,568	7,183	9.4	3	5	
Silk	10,634	15,160	42.6	0	0		-	-	
o.w. raw silk	10,589	15,160	43.2	0	0		-	-	
Wool, fine or coarse animal hair	159,548	109,139	-31.6	1,799	1,602	-11.0	1	1	
o.w. wool, not carded or combed	18,609	12,091	-35.0	1,592	1,572	-1.2	9	13	
o.w. wool and fine or coarse animal hair	135,555	91,756	-32.3	186	5	-97.1	-	-	
Cotton	41,917	19,370	-53.8	952	1,754	84.4	2	9	
Other vegetable fibres	4,087	3,885	-4.9	3,817	3,827	0.3	93	99	
o.w. flax		0		3,349	3,592	7.2		2,920,330	
Man-made fibres	865	308	-64.4	15,238	10,514	-31.0	1,762	3,413	
Synthetic staple & tow	8	67	740.8	14,356	8,968	-37.5	178,938	13,293	
Artificial staple & tow	856	48	-94.3	374	617	65.1	44	1,276	
Yarns and Threads	4,070	6,681	64.2	39,793	42,139	5.9	978	631	
Silk	181	291	61.0	13	17	32.4	7	6	
Wool	315	266	-15.5	1,171	1,398	19.4	372	526	
o.w. carded wool, n.p.r.s.	1	1	4.3	553	848	53.4	61,289	90,143	
o.w. combed wool, n.p.r.s.	9	46	399.9	18	27	46.7	199	58	
Cotton	311	323	3.8	1,306	880	-32.6	419	272	
o.w. cotton yarn, n.p.r.s.	208	194	-6.8	1,232	770	-37.5	591	396	
o.w. cotton yarn, p.r.s.	103	129	25.1	73	109	49.2	71	85	
Other - Vegetable yarns	1,206	1,037	-14.0	558	448	-19.7	46	43	
Man-made filaments yarns	1,952	4,686	140.1	34,339	37,418	9.0	1,759	798	
o.w. sewing thread	233	300	28.7	793	562	-29.1	340	187	
o.w. synthetic filament yarn	1,471	4,229	187.5	25,073	28,633	14.2	1,704	677	
o.w. artificial filament yarn	41			2,415	2,510	3.9	5,952		
o.w. synthetic monofilament	198	147	-25.5	6,056	5,695	-6.0	3,064	3,868	
Man made spun yarns	104	78	-25.7	2,406	1,979	-17.8	2,304	2,551	
o.w. man made spun yarns, n.p.r.s.	23	18	-20.7	2,116	1,606	-24.1	9,295	8,892	
o.w. man made spun yarns, p.r.s.	82	60	-27.1	290	373	28.7	355	627	
Woven fabrics	10,452	8,237	-21.2	50,438	43,173	-14.4	483	524	
Silk	6	5	-4.5	77	89	16.7	1,362	1,664	
Wool	26	79	204.1	3,201	3,876	21.1	12,385	4,931	
o.w. carded wool	0	38	8268.7	538	473	-12.1	117,847	1,238	
o.w. combed wool	25	40	59.2	2,639	3,403	29.0	10,393	8,421	
Cotton	4,587	3,253	-29.1	4,788	3,740	-21.9	104	115	
o.w. cotton, unbleached	177	235	32.6	505	123	-75.6	285	53	
o.w. cotton, dyed	764	468	-38.7	447	556	24.3	59	119	
o.w. denim fabric	2,168	1,185	-45.3	959	403	-58.0	44	34	
Other fabrics	146	31	-78.5	1,250	1,368	9.5	858	4,372	
o.w. flax	6	7	8.6	1,224	1,317	7.5	19,136	18,948	
Synthetic and artificial filament yarn	867	561	-35.3	13,981	8,242	-41.1	1,613	1,469	
o.w. synthetic filament yarn	864	549	-36.4	13,575	7,841	-42.2	1,571	1,428	
o.w. artificial filament yarn	3	12	344.1	407	401	-1.3	15,352	3,411	
Synthetic and artificials staple fibres	58	83	45.0	14,874	14,332	-3.6	25,854	17,177	
o.w. containing > 85% of synthetic	19	12	-36.5	9,702	8,926	-8.0	52,396	75,912	
o.w. containing < 85% of synthetic		0		19	229	1115.1		694,240	
o.w. containing < 85% synthetic mixed natural fibres	10	0	-97.5	1,128	628	-44.3	11,568	262,944	
o.w. other synthetics	9	16	75.7	1,539	1,511	-1.8	17,122	9,568	
o.w. artificial staple fibres	20	56	174.3	2,486	3,038	22.2	12,262	5,462	
Special woven fabrics	4,764	4,224	-11.3	12,267	11,526	-6.0	258	273	
o.w. pile fabrics	15	52	254.8	3,979	3,398	-14.6	27,214	6,552	
o.w. narrow woven fabrics	4,321	3,893	-9.9	4,140	3,703	-10.6	96	95	
o.w. labels, badges	268	170	-36.6	218	259	18.9	81	153	
o.w. embroidery	9	53	501.5	178	166	-6.8	2,010	311	
o.w. handwoven tapestries & quilted products	53	15	-72.0	184	613	232.9	346	4,101	
Knitted fabrics	589	668	13.4	12,919	12,355	-4.4	2,194	1,849	
Pile fabrics	45	20	-55.2	994	1,282	29.0	2,215	6,380	
< 30 cm; w 5% or more elastome	3	7	125.5	293	148	-49.5	9,707	2,174	
> 30 cm; w 5% or more elastome	370	383	3.4	670	745	11.1	181	194	
Curtain fabrics and raschel lace	11	12	17.3	9,566	8,084	-15.5	90,109	64,925	
Other fabrics	160	246	53.4	1,396	2,096	50.2	871	853	
Carpets	822	227	-72.4	9,575	9,488	-0.9	1,165	4,184	
Knotted carpets	22	26	18.2	173	156	-9.8	792	604	
Woven carpets	626	115	-81.6	3,483	2,914	-16.3	557	2,527	
Tufted carpets	134	64	-52.3	5,037	5,730	13.7	3,765	8,971	
Carpets of felt	10	0	-98.1	538	389	-27.7	5,275	198,405	
Technical textiles (excl. Woven fabrics)*	66,139	50,407	-23.8	286,103	278,843	-2.5	433	553	
Wadding, felt, nonwovens, rubber thread, twine, cordage, etc.	8,063	5,761	-28.6	65,237	52,913	-18.9	809	918	
o.w. felt	166	43	-74.2	2,940	2,250	-23.5	1,768	5,240	
o.w. nonwovens	233	1,270	444.0	34,463	27,450	-20.3	14,761	2,161	
o.w. special yarn	10	25	158.1	245	134	-45.3	2,493	528	
o.w. twine, rope	6,329	3,707	-41.4	8,280	7,165	-13.5	131	193	
o.w. nets	1,011	439	-56.6	4,486	2,701	-39.8	444	615	
Impregnated, coated, etc., textile fabrics	4,417	5,179	17.3	89,897	100,016	11.3	2,035	1,931	
o.w. tyre cord fabric	269	32	-88.1	10,167	9,288	-8.6	3,777	28,981	
o.w. fabrics impregnated, coated etc.	169	202	19.5	21,067	27,212	29.2	12,472	13,477	
o.w. textile products, articles for technical uses	3,569	4,228	18.4	37,446	41,496	10.8	1,049	982	
Other made up textile articles	53,409	39,408	-26.2	130,967	125,885	-3.9	245	319	
o.w. sacks and bags	737	174	-76.4	1,408	1,271	-9.7	191	730	

Unless specified, EU refers to EU27

Data source: IHS, based on EUROSTAT

MERCOSUR

ARGENTINA, BRAZIL, PARAGUAY, URUGUAY



EU-27 (External Trade) Textile and Clothing Trade

Country : MERCOSUR: Argentina, Brazil, Paraguay, Uruguay)

Unit : 1000 €	IMPORTS			EXPORTS			COVERAGE E/I	
	2022	2023	Evol. %	2022	2023	Evol. %	2022	2023
o.w. tarpaulins, sunblinds & alike	667	462	-30.8	1,193	1,242	4.1	179	269
o.w. other : floorcloths, dishcloths etc	1,146	1,281	11.8	11,413	7,904	-30.7	996	617
o.w. medical textiles*	34,529	29,280	-15.2	41,689	46,877	12.4	121	160
o.w. glass fibers and articles thereof*	16,060	7,830	-51.2	38,022	37,640	-1.0	237	481
o.w. sanitary towels, tampons and napkins*	18	0	-98.3	301	586	94.7	1,664	194,728
o.w. other textiles (outside CH 50-63)*	502	438	-12.7	36,943	30,394	-17.7	7,363	6,936
Worn clothing and other worn articles	1,583	1,779	12.4	608	980	61.2	38	55
Home textiles	967	781	-19.3	6,508	5,168	-20.6	673	662
Bedlinen, table, toilet and kitchen linen	688	606	-11.9	3,467	2,443	-29.5	504	403
o.w. Bedlinen, woven	58	54	-7.5	1,639	946	-42.3	2,828	1,764
o.w. toilet linen	549	479	-12.8	1,242	1,091	-12.2	226	228
o.w. table linen, woven	59	55	-5.8	393	367	-6.5	670	666
Curtains	71	32	-55.9	1,679	1,342	-20.1	2,351	4,258
Other furnishing articles	112	88	-21.4	881	901	2.3	785	1,021
Workwear	139	149	6.6	2,956	2,111	-28.6	2,122	1,421
Men's ensembles	76	68	-10.3	38	123	220.4	51	181
Men's jackets	6	3	-49.7	81	133	63.9	1,448	4,716
Men's trousers	11	8	-23.7	343	618	80.0	3,152	7,433
Men's overalls	0	0	18.3	18	16	-9.5	5,341	4,085
Other men's workwear	6	7	18.0	741	838	13.0	12,516	11,984
Women's ensembles	0	3	728.2	10	189	1859.2	2,644	6,254
Women's jackets	1	8	1263.9	30	13	-58.1	5,204	160
Women's trousers	10	11	12.1	1,538	68	-95.6	15,450	612
Women's overalls	0			1	0	-68.1	218	
Other women's workwear	30	40	35.1	156	114	-26.8	527	285
Men's Clothing (incl. workwear)	2,563	3,238	26.3	63,907	46,495	-27.2	2,493	1,436
Overcoats	225	373	65.9	9,901	8,230	-16.9	4,400	2,204
o.w. woven	147	321	118.4	8,597	7,020	-18.3	5,852	2,188
Suits	15	18	15.4	1,540	2,627	70.6	9,965	14,734
o.w. woven	15	14	-5.2	1,461	2,536	73.6	9,687	17,730
Ensembles	192	134	-29.9	213	281	32.0	111	209
o.w. woven	99	95	-3.8	155	228	47.8	156	239
Jackets and blazers	199	323	62.3	5,549	4,086	-26.4	2,788	1,265
o.w. woven	167	286	71.8	4,845	3,517	-27.4	2,908	1,229
Trousers	534	678	27.0	31,185	17,594	-43.6	5,837	2,593
o.w. woven	374	465	24.5	26,908	15,431	-42.7	7,201	3,317
Shirts	967	1,201	24.2	12,322	10,629	-13.7	1,274	885
o.w. woven	809	1,004	24.1	7,793	4,831	-38.0	964	481
Underpants, briefs, etc.	96	127	32.6	1,060	859	-18.9	1,106	677
o.w. knitted	52	106	105.0	984	782	-20.5	1,902	737
Swimwear	167	210	25.8	753	724	-3.9	451	345
Tracksuits	154	149	-2.9	521	554	6.3	339	371
Women's Clothing (incl. workwear)	12,636	15,038	19.0	105,947	67,374	-36.4	838	448
Overcoats	499	556	11.4	11,137	9,341	-16.1	2,232	1,681
o.w. woven	288	392	36.0	9,074	7,143	-21.3	3,147	1,821
Suits	67	54	-19.4	345	226	-34.4	518	422
o.w. woven	55	25	-54.6	209	142	-31.9	377	565
Ensembles	325	203	-37.6	822	1,099	33.7	253	542
o.w. woven	138	129	-6.4	738	1,046	41.8	534	809
Jackets	254	278	9.3	8,262	6,149	-25.6	3,254	2,215
o.w. woven	227	224	-1.2	7,872	5,641	-28.3	3,467	2,515
Skirts and dresses	3,108	4,448	43.1	21,595	14,441	-33.1	695	325
o.w. woven	2,082	2,832	36.0	17,443	11,553	-33.8	838	408
Trousers	3,416	3,313	-3.0	39,878	16,605	-58.4	1,167	501
o.w. woven	2,272	1,828	-19.5	34,812	13,373	-61.6	1,532	732
Blouses	1,097	1,190	8.5	11,318	6,572	-41.9	1,032	552
o.w. woven	598	633	5.8	9,956	5,144	-48.3	1,664	813
Slips, petticoats, etc.	552	574	4.0	2,442	2,844	16.5	443	496
o.w. knitted	407	413	1.5	1,705	1,819	6.7	419	440
Swimwear	2,745	3,729	35.8	883	979	10.8	32	26
Tracksuits	411	425	3.3	5,393	5,980	10.9	1,311	1,408
Others (knitted and woven)	5,712	5,482	-4.0	86,350	63,537	-26.4	1,512	1,159
Babies' garments	455	235	-48.3	7,612	5,686	-25.3	1,675	2,422
o.w. knitted or crocheted	410	191	-53.5	5,421	4,127	-23.9	1,321	2,165
T-shirts	1,186	1,176	-0.8	22,803	15,744	-31.0	1,923	1,339
Jerseys, pullovers, cardigans	1,125	1,223	8.6	25,576	17,693	-30.8	2,272	1,447
Special garments	791	524	-33.7	12,818	6,224	-51.4	1,621	1,187
o.w. woven	757	477	-37.0	10,860	4,624	-57.4	1,436	970
Other garments, knitted or crocheted	796	1,041	30.7	8,264	4,480	-45.8	1,038	430
Gloves	28	34	20.7	623	993	59.5	2,203	2,910
Ties, bow ties, and cravats	77	59	-22.7	568	1,680	195.7	739	2,826
Shawls, scarves, mufflers, mantillas, etc	485	354	-27.0	1,963	3,292	67.6	405	929
Pantyhose, tights, stockings, socks, etc	121	108	-10.4	3,333	4,260	27.8	2,761	3,939
Brassières, girdles, corsets, etc.	494	537	8.8	1,725	2,046	18.6	349	381
Other accessories	99	126	27.6	1,081	1,386	28.2	1,096	1,101
Total Textiles (CH 50-60 + 63 + others*)	301,715	216,836	-28.1	439,520	418,382	-4.8	146	193
Total Textile - (CH 50-60 + 63)	250,606	179,287	-28.5	322,565	302,886	-6.1	129	169
Total Clothing - (CH 61+62)	21,056	23,973	13.9	256,232	177,429	-30.8	1,217	740
Total (CH 50-63)	271,662	203,260	-25.2	578,797	480,314	-17.0	213	236

* including technical textiles from HS chapters 30, 39, 40, 48, 68, 69, 70 and 96

PANEUROMED

ALBANIA, ALGERIA, BOSNIA AND HERZEGOVINA, EGYPT, FAROES, MACEDONIA, GEORGIA, ICELAND, ISRAEL, JORDAN, KOSOVO, LEBANON, LIECHTENSTEIN, MOLDOVA, MONTENEGRO, MOROCCO, NORWAY, PALESTINIAN, SERBIA, SWITZERLAND, SYRIA, TUNISIA, TURKEY, UKRAINE

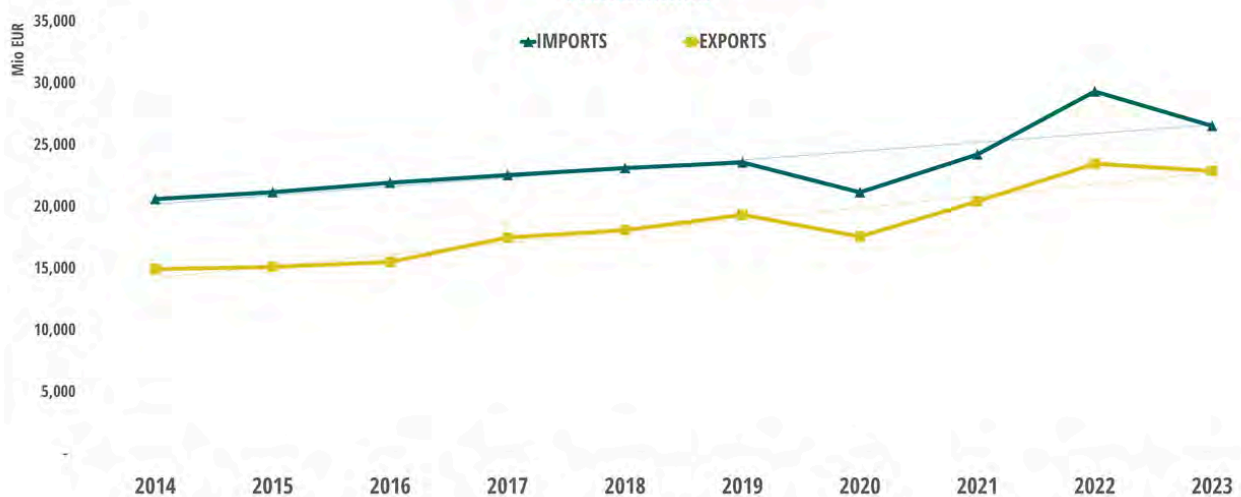


EU-27 yearly evolution of T&C trade

PANEUROMED*	IMPORTS			EXPORTS			TRADE BALANCE		
Unit : €	TEXTILE	CLOTHING	TOTAL	TEXTILE	CLOTHING	TOTAL	TEXTILE	CLOTHING	TOTAL
Year									
2014	6,310,595,118	14,313,383,021	20,623,978,139	8,094,257,659	6,855,519,004	14,949,776,663	1,783,662,540	-7,457,864,016	-5,674,201,476
2015	6,622,230,649	14,559,560,891	21,181,791,540	8,241,095,632	6,885,491,341	15,126,586,973	1,618,864,984	-7,674,069,549	-6,055,204,565
2016	6,819,876,538	15,118,564,335	21,938,440,873	8,447,267,839	7,080,003,471	15,527,271,310	1,627,391,298	-8,038,560,864	-6,411,169,566
2017	6,833,836,062	15,722,413,657	22,556,249,719	8,873,168,910	8,634,600,408	17,507,769,318	2,039,332,850	-7,087,813,249	-5,048,480,399
2018	6,745,331,193	16,385,701,941	23,131,033,134	8,965,170,674	9,130,584,177	18,095,764,851	2,219,839,480	-7,255,117,765	-5,035,278,285
2019	6,702,558,862	16,879,393,614	23,581,952,476	9,213,029,763	10,139,330,252	19,352,360,015	2,510,470,900	-6,740,063,361	-4,229,592,461
2020	6,518,632,848	14,641,468,131	21,160,100,979	8,250,712,928	9,325,521,832	17,576,234,760	1,732,080,080	-5,315,946,299	-3,583,866,219
2021	7,670,526,857	16,559,219,522	24,229,746,379	9,438,797,430	10,985,492,969	20,424,290,399	1,768,270,573	-5,573,726,553	-3,805,455,980
2022	8,763,073,449	20,567,254,480	29,330,327,929	10,927,451,280	12,563,021,562	23,490,472,842	2,164,377,829	-8,004,232,918	-5,839,855,089
2023	7,422,829,941	19,115,398,692	26,538,228,633	10,760,485,452	12,129,716,981	22,890,202,433	3,337,655,510	-6,985,681,709	-3,648,026,199

*(Incl. Balkan & EFTA)

EXTRA EU-27 Evolution of T&C trade Paneuromed



PANEUROMED

ALBANIA, ALGERIA, BOSNIA AND HERZEGOVINA, EGYPT, FAROES, MACEDONIA, GEORGIA, ICELAND, ISRAEL, JORDAN, KOSOVO, LEBANON, LIECHTENSTEIN, MOLDOVA, MONTENEGRO, MOROCCO, NORWAY, PALESTINIAN, SERBIA, SWITZERLAND, SYRIA, TUNISIA, TÜRKIYE, UKRAINE



EU-27 (External Trade) Textile and Clothing Trade

Country : Paneuromed (incl. Balkan & EFTA)	IMPORTS			EXPORTS			COVERAGE E/I	
	2022	2023	Evol. %	2022	2023	Evol. %	2022	2023
Unit : 1000 €								
Natural fibers	239,733	217,794	-9.2	572,471	423,382	-26.0	239	194
Silk	13	339	2473.9	2,922	3,904	33.6	22,173	1,151
o.w. raw silk	0	289	67802.3	2,177	2,731	25.4	511,185	944
Wool, fine or coarse animal hair	64,577	53,387	-17.3	41,517	38,907	-6.3	64	73
o.w. wool, not carded or combed	11,112	10,285	-7.4	4,650	3,589	-22.8	42	35
o.w. wool and fine or coarse animal hair	49,088	39,736	-19.1	30,444	28,945	-4.9	62	73
Cotton	167,548	158,279	-5.5	476,108	331,673	-30.3	284	210
Other vegetable fibres	7,595	5,789	-23.8	51,923	48,898	-5.8	684	845
o.w. flax	6,626	5,100	-23.0	44,117	39,312	-10.9	666	771
Man-made fibres	364,857	247,257	-32.2	329,200	350,255	6.4	90	142
Synthetic staple & tow	327,852	215,398	-34.3	153,516	135,536	-11.7	47	63
Artificial staple & tow	1,715	4,180	143.7	141,696	193,807	36.8	8,261	4,637
Yarns and Threads	1,574,876	1,246,833	-20.8	823,369	829,012	0.7	52	66
Silk	4,386	5,903	34.6	3,620	3,268	-9.7	83	55
Wool	66,264	71,123	7.3	170,626	178,326	4.5	257	251
o.w. carded wool, n.p.r.s.	1,934	2,635	36.3	33,502	34,731	3.7	1,732	1,318
o.w. combed wool, n.p.r.s.	5,838	7,775	33.2	74,395	68,935	-7.3	1,274	887
Cotton	606,901	409,319	-32.6	106,369	90,088	-15.3	18	22
o.w. cotton yarn, n.p.r.s.	582,150	383,571	-34.1	93,257	75,736	-18.8	16	20
o.w. cotton yarn, p.r.s.	24,751	25,748	4.0	13,111	14,352	9.5	53	56
Other - Vegetable yarns	34,490	29,712	-13.9	18,318	15,929	-13.0	53	54
Man-made filaments yarns	505,047	453,529	-10.2	410,251	433,425	5.6	81	96
o.w. sewing thread	13,783	16,443	19.3	72,290	70,014	-3.1	524	426
o.w. synthetic filament yarn	467,011	414,814	-11.2	266,962	290,732	8.9	57	70
o.w. artificial filament yarn	1,096	912	-16.8	12,729	23,229	82.5	1,161	2,547
o.w. synthetic monofilament	20,798	17,319	-16.7	56,021	47,497	-15.2	269	274
Man made spun yarns	357,787	277,247	-22.5	114,185	107,976	-5.4	32	39
o.w. man made spun yarns, n.p.r.s.	302,493	206,343	-31.8	86,595	83,636	-3.4	29	41
o.w. man made spun yarns, p.r.s.	55,295	70,905	28.2	27,590	24,340	-11.8	50	34
Woven fabrics	1,491,693	1,294,374	-13.2	3,607,544	3,562,026	-1.3	242	275
Silk	2,123	2,238	5.4	36,708	42,535	15.9	1,729	1,901
Wool	37,380	43,760	17.1	334,005	404,558	21.1	894	924
o.w. carded wool	13,689	15,138	10.6	136,589	151,584	11.0	998	1,001
o.w. combed wool	23,571	28,516	21.0	196,236	251,681	28.3	833	883
Cotton	544,471	427,057	-21.6	866,838	812,453	-6.3	159	190
o.w. cotton, unbleached	127,706	81,382	-36.3	29,628	24,118	-18.6	23	30
o.w. cotton, dyed	80,273	77,312	-3.7	199,671	194,247	-2.7	249	251
o.w. denim fabric	84,781	61,480	-27.5	87,800	61,001	-30.5	104	99
Other fabrics	38,804	38,204	-1.5	122,579	165,452	35.0	316	433
o.w. flax	37,811	37,027	-2.1	117,283	156,865	33.7	310	424
Synthetic and artificial filament yarn	410,699	377,638	-8.0	967,179	845,994	-12.5	235	224
o.w. synthetic filament yarn	366,722	342,821	-6.5	813,557	693,313	-14.8	222	202
o.w. artificial filament yarn	43,977	34,817	-20.8	153,623	152,681	-0.6	349	439
Synthetic and artificial staple fibres	251,103	216,591	-13.7	810,236	809,936	0.0	323	374
o.w. containing > 85% of synthetic	28,502	27,446	-3.7	121,154	132,339	9.2	425	482
o.w. containing < 85% of synthetic	4,079	4,135	1.4	50,086	45,904	-8.3	1,228	1,110
o.w. containing < 85% synthetic mixed natural fibres	13,813	8,451	-38.8	190,374	186,809	-1.9	1,378	2,210
o.w. other synthetics	120,254	115,726	-3.8	240,419	248,631	3.4	200	215
o.w. artificial staple fibres	84,456	60,833	-28.0	208,204	196,252	-5.7	247	323
Special woven fabrics	202,999	185,776	-8.5	468,550	479,941	2.4	231	258
o.w. pile fabrics	62,977	50,757	-19.4	75,140	75,214	0.1	119	148
o.w. narrow woven fabrics	48,011	44,945	-6.4	194,585	193,605	-0.5	405	431
o.w. labels, badges	13,829	15,358	11.1	69,701	72,973	4.7	504	475
o.w. embroidery	33,934	32,784	-3.4	50,849	49,619	-2.4	150	151
o.w. handwoven tapestries & quilted products	4,387	3,395	-22.6	18,205	24,482	34.5	415	721
Knitted fabrics	821,188	698,942	-14.9	1,108,531	1,071,404	-3.3	135	153
Pile fabrics	24,577	21,213	-13.7	92,899	83,435	-10.2	378	393
< 30 cm; w 5% or more elastome	4,960	4,088	-17.6	17,478	15,043	-13.9	352	368
> 30 cm; w 5% or more elastome	244,057	201,614	-17.4	302,900	277,274	-8.5	124	138
Curtain fabrics and raschel lace	58,793	45,457	-22.7	129,778	133,776	3.1	221	294
Other fabrics	488,801	426,569	-12.7	565,477	561,876	-0.6	116	132
Carpets	661,142	621,343	-6.0	388,237	397,084	2.3	59	64
Knotted carpets	11,864	10,702	-9.8	18,431	17,507	-5.0	155	164
Woven carpets	454,617	417,622	-8.1	107,747	107,144	-0.6	24	26
Tufted carpets	120,857	119,093	-1.5	202,399	207,635	2.6	167	174
Carpets of felt	47,114	43,608	-7.4	22,943	24,574	7.1	49	56
Technical textiles (excl. Woven fabrics)*	3,122,600	2,697,278	-13.6	4,439,535	4,508,034	1.5	142	167
Wadding, felt, nonwovens, rubber thread, twine, cordage, etc.	805,763	758,000	-5.9	1,203,941	1,220,297	1.4	149	161
o.w. felt	34,910	38,971	11.6	61,747	63,827	3.4	177	164
o.w. nonwovens	538,190	474,441	-11.8	717,562	706,386	-1.6	133	149
o.w. special yarn	61,375	60,139	-2.0	41,644	37,791	-9.3	68	63
o.w. twine, rope	46,658	36,575	-21.6	88,613	88,297	-0.4	190	241
o.w. nets	44,419	40,997	-7.7	108,348	104,150	-3.9	244	254
Impregnated, coated, etc., textile fabrics	398,644	376,643	-5.5	1,183,818	1,288,810	8.9	297	342
o.w. tyre cord fabric	86,432	76,657	-11.3	31,858	30,957	-2.8	37	40
o.w. fabrics impregnated, coated etc.	119,771	116,838	-2.4	738,166	834,885	13.1	616	715
o.w. textile products, articles for technical uses	151,649	148,971	-1.8	216,124	224,638	3.9	143	151
Other made up textile articles	1,914,217	1,559,206	-18.5	2,047,891	1,995,772	-2.5	107	128
o.w. sacks and bags	365,871	277,594	-24.1	70,543	64,533	-8.5	19	23

PANEUROMED

ALBANIA, ALGERIA, BOSNIA AND HERZEGOVINA, EGYPT, FAROES, MACEDONIA, GEORGIA, ICELAND, ISRAEL, JORDAN, KOSOVO, LEBANON, LIECHTENSTEIN, MOLDOVA, MONTENEGRO, MOROCCO, NORWAY, PALESTINIAN, SERBIA, SWITZERLAND, SYRIA, TUNISIA, TURKEY, UKRAINE



EU-27 (External Trade) Textile and Clothing Trade

Country : Paneuromed (incl. Balkan & EFTA)		IMPORTS			EXPORTS			COVERAGE E/I	
Unit : 1000 €		2022	2023	Evol. %	2022	2023	Evol. %	2022	2023
o.w. tarpaulins, sunblinds & alike		77,439	78,050	0.8	212,495	203,978	-4.0	274	261
o.w. other : floorcloths, dishcloths etc		499,037	352,938	-29.3	518,424	447,836	-13.6	104	127
o.w. medical textiles*		210,747	225,235	6.9	438,857	438,059	-0.2	208	194
o.w. glass fibers and articles thereof*		510,643	425,346	-16.7	390,237	414,628	6.3	76	97
o.w. sanitary towels, tampons and napkins*		7,774	14,758	89.8	15,051	16,723	11.1	194	113
o.w. other textiles (outside CH 50-63)*		246,682	188,713	-23.5	406,169	413,170	1.7	165	219
Worn clothing and other worn articles		76,227	75,860	-0.5	226,234	247,259	9.3	297	326
Home textiles		1,384,722	1,169,910	-15.5	505,955	506,889	0.2	37	43
Bedlinen, table, toilet and kitchen linen		1,008,583	813,320	-19.4	294,377	298,599	1.4	29	37
o.w. Bedlinen, woven		396,535	306,298	-22.8	152,474	151,076	-0.9	38	49
o.w. toilet linen		418,831	347,303	-17.1	88,912	90,720	2.0	21	26
o.w. table linen, woven		45,089	39,009	-13.5	24,022	23,912	-0.5	53	61
Curtains		162,406	147,269	-9.3	117,916	119,394	1.3	73	81
Other furnishing articles		173,060	174,864	1.0	44,737	44,587	-0.3	26	25
Workwear		670,728	760,074	13.3	160,140	172,603	7.8	24	23
Men's ensembles		20,505	22,211	8.3	7,817	4,465	-42.9	38	20
Men's jackets		112,937	137,323	21.6	16,286	18,201	11.8	14	13
Men's trousers		223,772	264,983	18.4	70,998	77,504	9.2	32	29
Men's overalls		30,694	37,789	23.1	6,135	6,849	11.6	20	18
Other men's workwear		166,768	179,698	7.9	35,413	40,696	14.9	21	23
Women's ensembles		1,283	1,073	-16.4	597	768	28.7	47	72
Women's jackets		13,785	16,119	16.9	2,929	2,961	1.1	21	18
Women's trousers		26,435	30,300	14.6	6,661	7,026	5.5	25	23
Women's overalls		820	796	-2.9	287	262	-8.9	35	33
Other women's workwear		73,730	69,582	-5.6	13,017	13,871	6.6	18	20
Men's Clothing (incl. workwear)		5,331,109	5,270,257	-1.1	2,966,876	2,991,648	0.8	56	57
Overcoats		410,246	401,087	-4.3	600,198	578,836	-3.6	143	144
o.w. woven		330,861	325,241	-1.7	523,239	502,928	-3.9	158	155
Suits		159,068	223,214	40.3	84,069	102,452	21.9	53	46
o.w. woven		153,994	217,920	41.5	80,275	100,203	24.8	52	46
Ensembles		47,965	53,299	11.1	24,133	19,407	-19.6	50	36
o.w. woven		33,002	37,107	12.4	18,738	12,904	-31.1	57	35
Jackets and blazers		564,651	628,098	11.2	229,408	220,940	-3.7	41	35
o.w. woven		503,262	564,956	12.3	205,805	196,561	-4.5	41	35
Trousers		2,650,671	2,472,756	-6.7	1,289,617	1,268,949	-1.6	49	51
o.w. woven		2,278,271	2,168,198	-4.8	1,107,694	1,083,247	-2.2	49	50
Shirts		918,325	945,533	3.0	441,747	463,540	4.9	48	49
o.w. woven		601,178	606,519	0.9	284,488	294,014	3.3	47	48
Underpants, briefs, etc.		256,549	215,227	-16.1	160,151	154,478	-3.5	62	72
o.w. knitted		202,441	176,620	-12.8	145,728	140,159	-3.8	72	79
Swimwear		54,227	55,873	3.0	30,043	29,674	-1.2	55	53
Tracksuits		62,419	67,247	7.7	56,353	90,461	60.5	90	135
Women's Clothing (incl. workwear)		7,951,200	7,278,790	-8.5	4,807,986	4,671,679	-2.8	60	64
Overcoats		569,491	610,236	7.2	963,998	941,978	-2.3	169	154
o.w. woven		465,761	492,353	5.7	801,298	779,104	-2.8	172	158
Suits		11,118	14,912	34.1	26,839	23,516	-12.4	241	158
o.w. woven		7,214	12,377	71.6	13,359	11,890	-11.0	185	96
Ensembles		48,147	67,533	40.3	75,720	63,049	-16.7	157	93
o.w. woven		23,021	33,451	45.3	62,234	54,148	-13.0	270	162
Jackets		571,723	511,086	-10.6	307,360	299,667	-2.5	54	59
o.w. woven		508,460	438,318	-13.8	271,032	256,778	-5.3	53	59
Skirts and dresses		1,932,608	1,811,436	-6.3	1,135,608	1,095,837	-3.5	59	60
o.w. woven		1,300,542	1,167,472	-10.2	763,286	749,405	-1.8	59	64
Trousers		2,899,149	2,511,843	-13.4	1,305,563	1,235,881	-5.3	45	49
o.w. woven		2,252,943	1,951,656	-13.4	855,034	816,873	-4.5	38	42
Blouses		949,209	844,738	-11.0	446,180	432,622	-3.0	47	51
o.w. woven		732,090	644,207	-12.0	367,027	355,914	-3.0	50	55
Slips, petticoats, etc.		457,678	426,641	-6.8	217,145	222,028	2.2	47	52
o.w. knitted		357,156	337,791	-5.4	179,561	185,659	3.4	50	55
Swimwear		148,335	150,633	1.5	132,670	136,785	3.1	89	91
Tracksuits		260,626	223,953	-14.1	119,394	121,555	1.8	46	54
Others (knitted and woven)		7,250,702	6,545,367	-9.7	4,785,524	4,463,100	-6.7	86	68
Babies' garments		297,922	213,726	-28.3	177,571	160,953	-9.4	60	75
o.w. knitted or crocheted		219,570	153,003	-30.3	127,069	115,093	-9.4	58	75
T-shirts		2,277,728	2,127,894	-6.6	1,122,862	1,088,482	-3.1	49	51
Jerseys, pullovers, cardigans		2,578,825	2,277,135	-11.7	1,637,345	1,472,532	-10.1	63	65
Special garments		222,838	196,309	-11.9	328,189	337,752	2.9	147	172
o.w. woven		197,679	180,760	-8.6	292,637	303,668	3.8	148	168
Other garments, knitted or crocheted		395,140	334,415	-15.4	265,246	245,654	-7.4	67	73
Gloves		11,037	11,145	1.0	80,472	75,433	-6.3	729	677
Ties, bow ties, and cravats		10,313	9,969	-3.3	40,744	42,492	4.3	395	426
Shawls, scarves, mufflers, mantillas, etc		93,447	87,386	-6.5	173,580	130,999	-24.5	186	150
Pantyhose, tights, stockings, socks, etc		1,026,996	926,563	-9.8	347,655	355,088	2.1	34	38
Brassières, girdles, corsets, etc.		236,032	254,505	8.3	229,606	229,212	-0.2	98	90
Other accessories		54,956	54,976	0.0	361,762	307,399	-15.0	658	559
Total Textiles (CH 50-60 + 63 + others*)		9,738,919	8,276,883	-15.0	12,177,766	12,043,066	-1.1	125	146
Total Textile - (CH 50-60 + 63)		8,763,073	7,422,830	-15.3	10,927,451	10,760,485	-1.5	125	145
Total Clothing - (CH 61+62)		20,567,254	19,115,399	-7.1	12,563,022	12,129,717	-3.4	61	63
Total (CH 50-63)		29,330,328	26,538,229	-9.5	23,490,473	22,890,202	-2.6	80	86

* including technical textiles from HS chapters 30, 39, 40, 48, 68, 69,70 and 96

NEXT PUBLICATION



Available in November, 2024




40 rue Belliard - Box 2

BE-1040, Brussels

E-mail: info@euratex.eu

www.euratex.eu

Follow us on:

 Twitter: [@euratex_eu](https://twitter.com/euratex_eu)

 LinkedIn: EURATEX

Copyright: EURATEX

Pictures and design © Canva

2024 edition, published in May

EURATEX



THE EUROPEAN APPAREL
AND TEXTILE CONFEDERATION